



ALAMEDA COUNTY GOODS MOVEMENT

FACT SHEET | JUNE 2023

Global Gateway: Moving Bay Area Goods

Port of Oakland

The Port of Oakland serves as a gateway to global trade and handles more than 99 percent of the containerized goods moving through Northern California. The Port of Oakland ranks as one of California's three largest container ports, which together carry approximately half of the nation's total container cargo volume.

Oakland International Airport

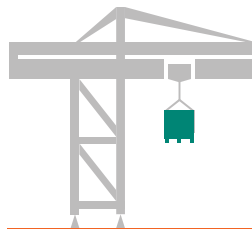
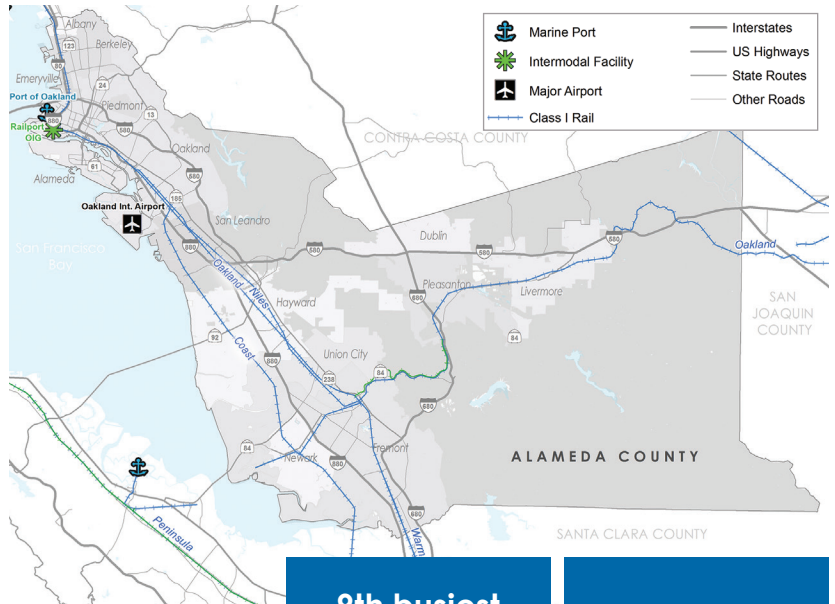
Airports are a critical component of goods movement systems. Oakland International Airport is the third busiest domestic air freight airport in California, home to a major FedEx hub, and critical for high-value goods movement shipments in the growing e-commerce sector.

Rail Freight Network

Alameda County is home to an extensive rail network and two intermodal cargo terminals at the Port of Oakland. Two Class I rail carriers, Union Pacific and BNSF Railway, operate in Alameda County, in addition to multiple passenger rail services, such as Capitol Corridor and Amtrak, which operate on the same corridors.

Highway Freight Network

While most freeways in the county carry an average of five to 15 thousand trucks per day, major freight corridors such as portions of I-880, I-580 and I-238 carry upwards of 20,000 trucks per day.



9th busiest seaport
in the United States
(by container volume)

2.3 million containers
shipped through the Port of Oakland

12th busiest cargo airport
in North America

123 rail miles
in Alameda County

Over 15,000 trucks per day
on key freight corridors

1.8 million tons
of air freight handled by Oakland Airport

133 public at-grade mainline rail crossings

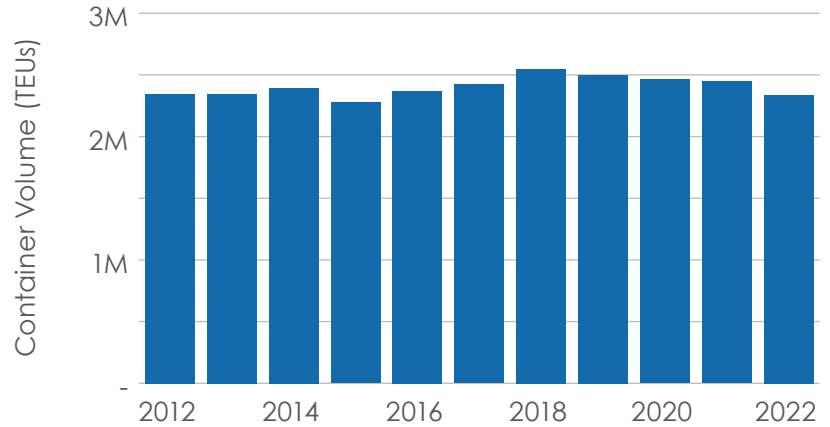
5 National Primary Freight Network Highways

Goods Movement Performance

Alameda County is home to critical goods movement infrastructure, including the Port of Oakland, the Oakland International Airport, and various rail and highway infrastructure, that the rest of the region relies on to bring goods to and from international and domestic markets. Strong network performance is essential to keep goods moving and support the economy, while efforts to ensure community-supportive goods movement projects and programs are advanced are essential to reduce emissions and increase safety of goods movement.

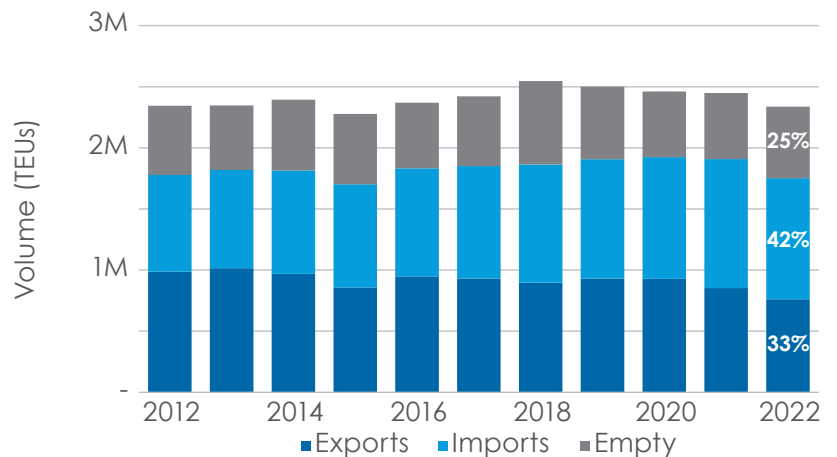
Port Activity Relatively Stable Despite Challenging 2022

The Port of Oakland's container volumes fell slightly from 2021 to a total of 2.34 million containers in 2022, but have largely remained stable in the face of fluctuating macroeconomic conditions. The Port typically receives a minimum of 2,500 inbound truck trips per day, with an average of nearly 5,000 truck trips depending on weekday activity.



Trade Remains Balanced

The Port of Oakland has seen a slow but steady increase in the share of imports over the past decade. However trade overall remains roughly balanced, as imports and exports have continued to hover around an approximate 50% split.



Goods Movement Employment Continues to Grow

Goods movement is a major force in Alameda County's economy and the industrial sector provides opportunities for a range of educational backgrounds. Employment in industrial industries grew at double the rate of overall job growth in the East Bay, which includes Contra Costa County, between 2011 and 2021.

