



ALAMEDA COUNTY TRANSPORTATION COMMISSION

# Measure B and Measure BB Programs Update



A presentation to the Independent Watchdog Committee  
John Nguyen, Principal Transportation Planner  
January 2022


## Alameda CTC Sale Tax Programs

### Measure B (MB)

- In 1986, voters approved Measure B half-cent sales tax
- In 2000, Measure B reauthorized with 81.5% voter approval rate

### Measure BB (MBB)

- In 2014, voters approved Measure BB to augment and extend the existing sales tax measure
- Collections started in April 2015



# Measure B/BB Distribution

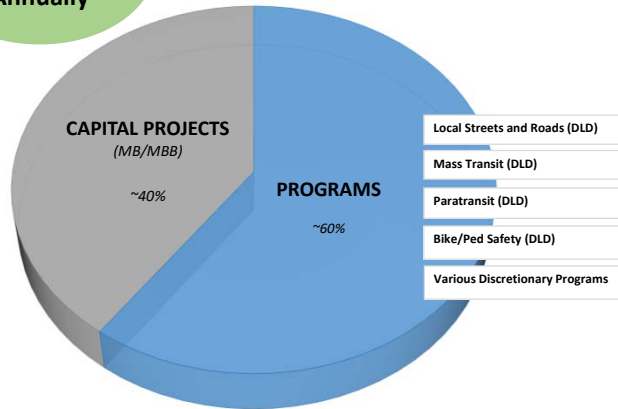
~\$300 M  
Generated  
Annually



1. **PROGRAMS:** Approximately 60% of funds generated are for locally prioritized improvements

- Direct Local Distributions (DLD)
- Discretionary Programs

2. **CAPITAL PROGRAM:** Remaining amount support specific Capital Projects



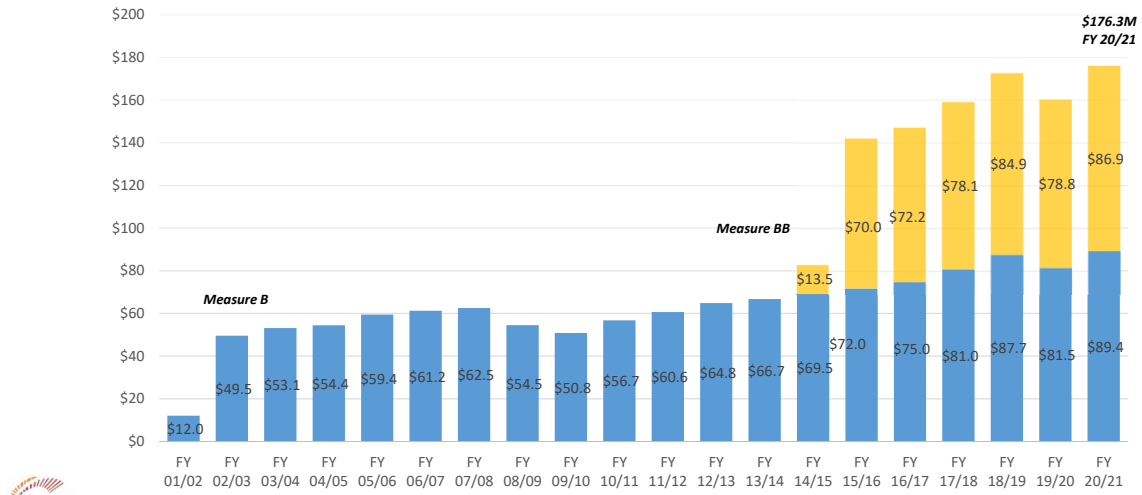
# DLD Program Overview



- **Over 50% of net revenues** generated from the Measure B and Measure BB Programs are returned to source as “**Direct Local Distributions**” (DLDs)
- Twenty recipients (cities, transit agencies and the County)
- DLD Programs
  - Bicycle/Pedestrian
  - Local Streets and Roads (local transportation)
  - Transit
  - Special Transportation for Seniors and People with Disabilities (Paratransit)



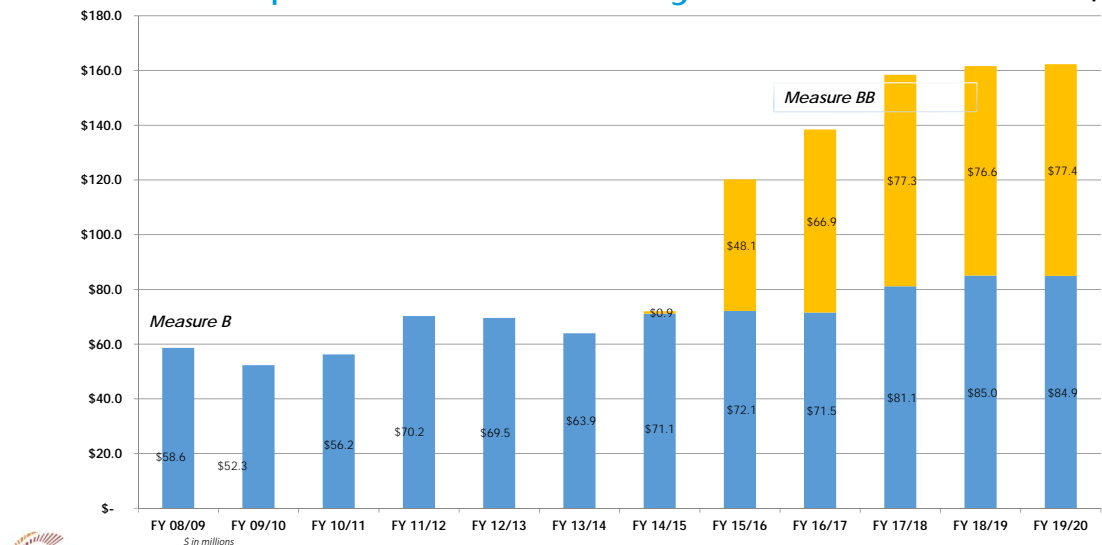
# Measure B/BB DLD Historical Revenue



Measure B/BB DLD Programs Update

# DLD Expenditure History

\$162.3M Total  
FY 19-20 Expenditures



Measure B/BB DLD Programs Update

# DLD Fund Balances and Utilization

(As of the end of FY 19-20)

Jurisdiction:	Measure B	Measure BB	Total Balance
AC Transit	\$5,132,647	\$5,683,611	\$10,816,258
BART	\$0	\$0	\$0
LAVTA	\$0	\$0	\$0
WETA	\$441,932	\$1,831,865	\$2,273,797
ACE	\$1,249,433	\$0	\$1,249,433
Alameda County	\$548,159	\$675,309	\$1,223,468
City of Alameda	\$1,584,438	\$2,106,231	\$3,690,669
City of Albany	\$1,869,387	\$2,181,219	\$4,050,606
City of Berkeley	\$3,910,084	\$8,322,884	\$12,232,968
City of Dublin	\$510,024	\$675,188	\$1,185,212
City of Emeryville	\$840,463	\$628,941	\$1,469,404
City of Fremont	\$954,934	\$2,897,536	\$3,852,470
City of Hayward	\$7,031,694	\$8,868,232	\$15,899,926
City of Livermore	\$2,821,310	\$2,650,689	\$5,471,999
City of Newark	\$724,329	\$1,304,242	\$2,028,570
City of Oakland	\$11,743,956	\$6,981,944	\$18,725,900
City of Piedmont	\$1,923	\$443	\$2,366
City of Pleasanton	\$1,476,987	\$2,060,049	\$3,537,037
City of San Leandro	\$2,232,539	\$2,277,469	\$4,510,008
City of Union City	\$2,446,102	\$1,711,141	\$4,157,243
<b>Total</b>	<b>\$45,520,341</b>	<b>\$50,856,993</b>	<b>\$96,377,334</b>



Measure B/BB DLD Programs Update

# DLD Compliance Monitoring

- Annual Program Compliance Reports and Audited Financial Statements (due in December)
- Reports for the Fiscal Year 2020-21 reporting year currently under Alameda CTC review
- IWC will review the reports in March 2022

## Compliance Verification

- ❑ Accounting of DLD Revenues/Expenditures
- ❑ Verifying Eligible Expenditures
- ❑ Monitoring Fund Balances
- ❑ Completion of Publicity Reporting
- ❑ Monitoring DLD Performance and Accomplishments



Measure B/BB DLD Programs Update

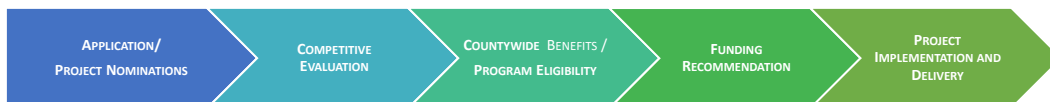
# Measure B/BB Discretionary Programs

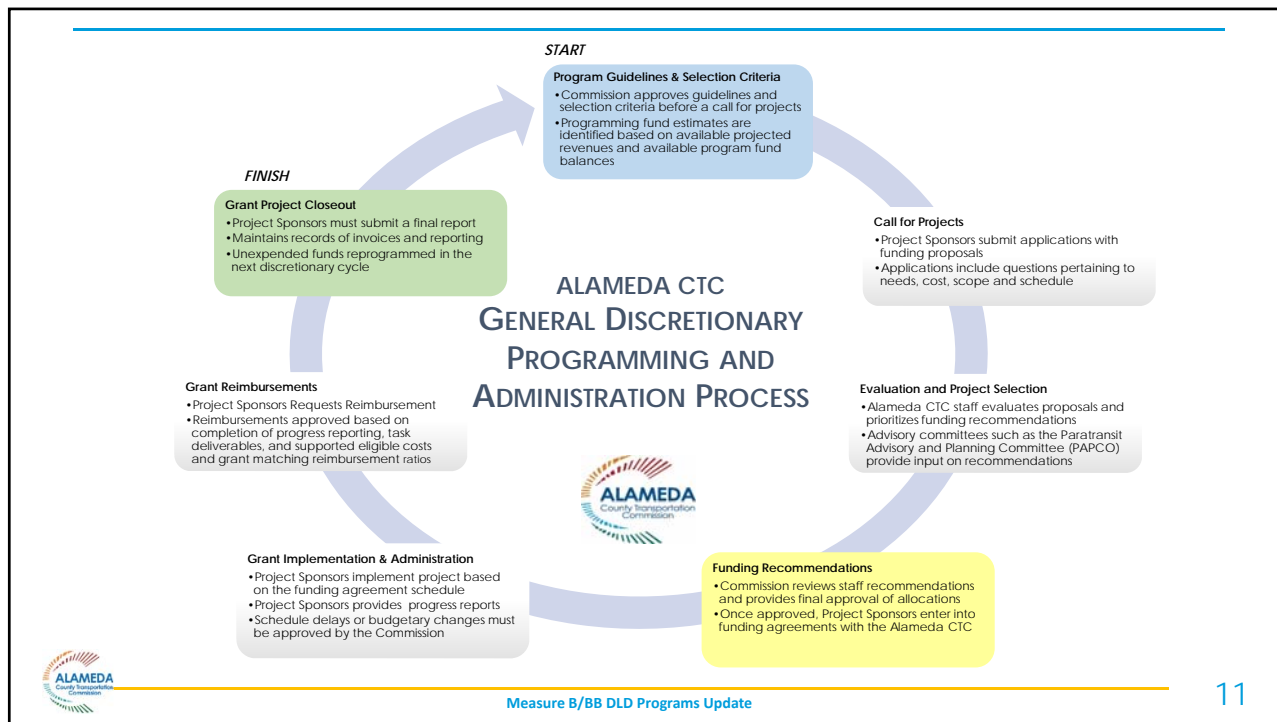


- Discretionary program objectives
  - Improve transportation access
  - Increase safety and mobility
  - Support alternative transportation modes including mass transit, bike/pedestrian
  - Transit oriented developments
- Discretionary program guidelines and awards are approved by the Commission through the Comprehensive Investment Plan (CIP) process

# Measure B/BB Discretionary Programs




Measure B	Measure BB
Bicycle and Pedestrian	Bicycle and Pedestrian
Express Bus	Freight and Economic Development
Paratransit	Paratransit
Transit Oriented Development	Affordable Student Transit Pass
	Community Development Investment Program
	Technology, Innovation, & Development
	Transit Innovation Service Grants
	Dumbarton Corridor Area Improvements
	Railroad ROW Preservation & Track Improvements
	Freight Corridors
	Three Major Trails





## Current Discretionary Program Status

- In July, Commission approved 2022 CIP
  - Included \$9.9M in Measure B Discretionary funds Bike/Ped, Transit, and Transit Oriented Development Program Funds
  - Alameda CTC will enter into funding agreements with the recipients
- Measure BB discretionary funds will be programmed with the next CIP programming cycle in 2022

**ALAMEDA**  
County Transportation Commission

Measure B/BB DLD Programs Update

## City of San Leandro San Leandro Rehabilitation Project

**Project Description:**

San Leandro Rehabilitation project will repair and/or replace pavement on existing streets within the city. Work may include repair or replacement of road base, adjustment of utility lines and structures, replacement of striping, and installation of ADA compliant curb ramps.




Measure BB	\$30.0	M
<b>Total Cost</b>	<b>\$30.0</b>	<b>M</b>



## City of Emeryville South Bayfront Bridge Bike/Pedestrian Bridge

**Project Description:**

Construct 227 foot-long steel tied-arch pedestrian/bicycle bridge over the Union Pacific Railroad (UPRR) tracks with concrete approach ramps



Measure B Bike/Ped	\$ 1.9	M
TFCA	\$ 0.9	M
Emeryville	\$20.1	M
<b>Total Cost</b>	<b>\$22.1</b>	<b>M</b>





## Various Sponsors Safe Routes to School Mini-Grants

**Project Description:**

Safe Routes to School Mini-grant awards to cities and the County of Alameda to implement safety improvements around schools.

All cities were provided an opportunity to secure formula based mini-grants for capital improvements.

**Total Measure B Bike/Ped      \$1.4 M**



## City of Fremont Mobility Management / Travel Training

**Project Description:**

The Travel Training program offers FREE training to seniors and persons with disabilities to learn how to use public transit.

Fiscal Years 2021/22 and 2022/23 Operations

Measure B Paratransit	\$300,000
<u>Fremont</u>	<u>\$102,000</u>
<b>Total Cost</b>	<b>\$402,000</b>





## Next Steps

### 1. DLD Program Compliance Review (FY 20/21 reporting)

- Review Expenditures and monitor fund balances
- Summary report to IWC/Commission in Summer 2022



### 2. Discretionary Program Monitoring

- Enter into project funding agreements
- Monitor Project Sponsors project delivery progress

