





ALAMEDA COUNTY TRANSPORTATION COMMISSION

## Measure B and Measure BB Programs Update

A presentation to the Independent Watchdog Committee  
 John Nguyen, Principal Transportation Planner  
 January 2021



## Alameda CTC Sale Tax Programs


**Measure B (MB)**

- In 1986, voters approved Measure B half-cent sales tax
- In 2000, Measure B reauthorized with 81.5% voter approval rate

**Measure BB (MBB)**

- In 2014, voters approved Measure BB to augment and extend the existing sales tax measure
- Collections started in April 2015



Measure B/BB DLD Programs Update

2

# Measure B/BB Distribution

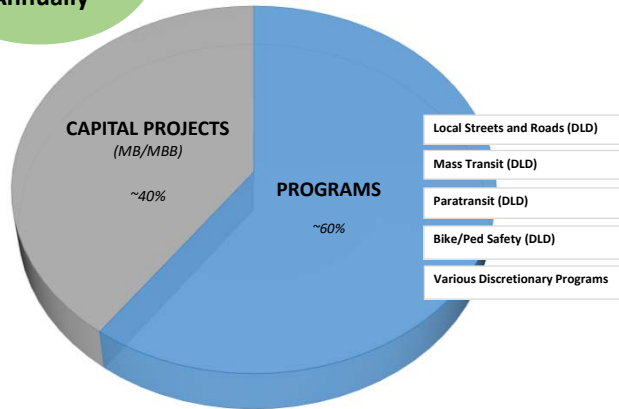
~\$300 M  
Generated  
Annually



1. **PROGRAMS:** Approximately 60% of funds generated are for locally prioritized improvements

- Direct Local Distributions (DLD)
- Discretionary Programs

2. **CAPITAL PROGRAM:** Remaining amount support specific Capital Projects



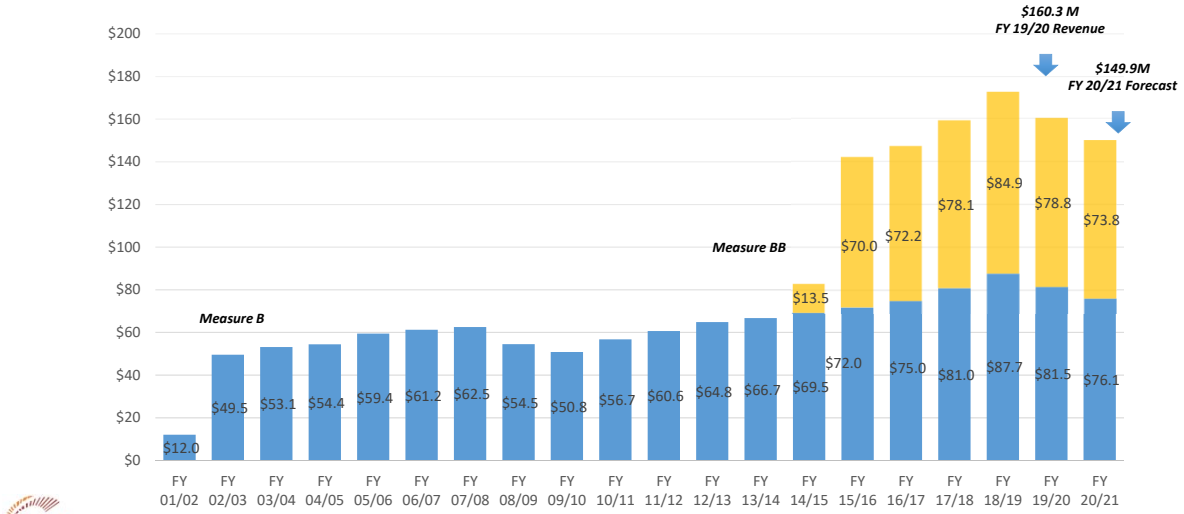
# DLD Program Overview



- **Over 50% of net revenues** generated from the Measure B and Measure BB Programs are returned to source as “**Direct Local Distributions**” (DLDs)
- Twenty recipients (cities, transit agencies and the County)
- DLD Programs
  - Bicycle/Pedestrian
  - Local Streets and Roads (local transportation)
  - Transit
  - Special Transportation for Seniors and People with Disabilities (Paratransit)



# Measure B/BB DLD Historical Revenue

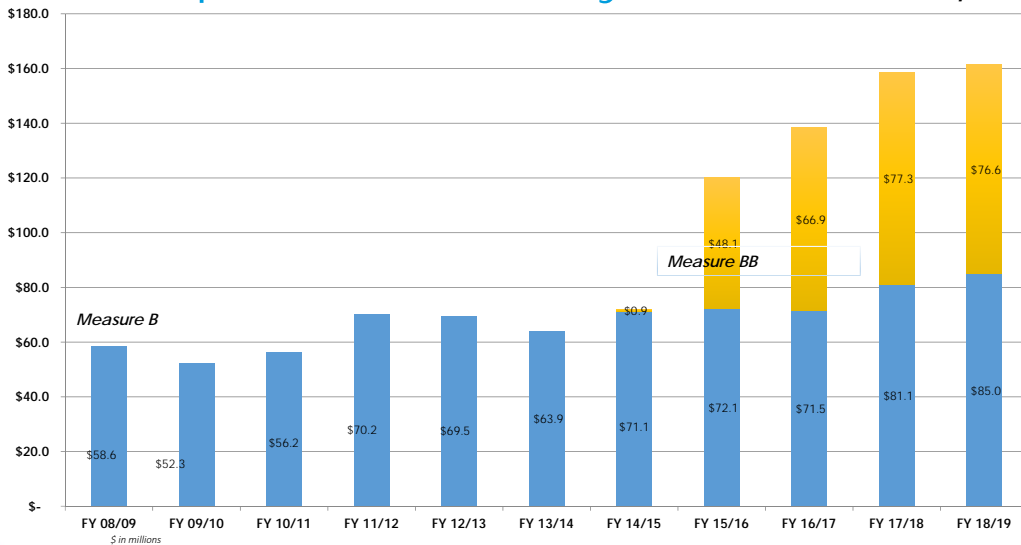


Measure B/BB DLD Programs Update

5

# DLD Expenditure History

\$161.6 M Total  
FY 18-19 Expenditures



Measure B/BB DLD Programs Update

6

# DLD Fund Balances and Utilization

(As of the end of FY 18-19)

Jurisdiction:	Total MB/BB Balance	Total Encumbrance	Total Remaining (Bal. - Encumbered)	% Remaining Balance
AC Transit	\$11,559,707	\$11,559,707	\$0	0%
BART	\$0	\$0	\$0	0%
LAVTA	\$0	\$0	\$0	0%
WETA	\$3,950,905	\$2,436,631	\$1,514,274	38%
ACE	\$1,319,588	\$1,319,588	\$0	0%
Alameda County	\$6,999,778	\$5,918,369	\$1,081,409	15%
City of Alameda	\$2,735,682	\$1,754,837	\$980,845	36%
City of Albany	\$3,345,860	\$1,486,563	\$1,859,297	56%
City of Berkeley	\$13,360,481	\$4,935,547	\$8,424,934	63%
City of Dublin	\$1,371,099	\$1,368,592	\$2,507	0%
City of Emeryville	\$338,926	\$31,598	\$307,328	91%
City of Fremont	\$6,983,453	\$1,191,126	\$5,792,327	83%
City of Hayward	\$12,931,745	\$2,392,213	\$10,539,532	82%
City of Livermore	\$6,359,855	\$4,075,838	\$2,284,017	36%
City of Newark	\$1,663,752	\$847,689	\$816,063	49%
City of Oakland	\$12,172,184	\$4,888,432	\$7,283,752	60%
City of Piedmont	\$387,724	\$384,018	\$3,706	1%
City of Pleasanton	\$3,861,262	\$3,638,004	\$223,258	6%
City of San Leandro	\$4,317,558	\$2,846,107	\$1,471,451	34%
City of Union City	\$5,910,272	\$0	\$5,910,272	100%
<b>Total</b>	<b>\$99,569,831</b>	<b>\$51,074,859</b>	<b>\$48,494,972</b>	<b>49%</b>



Measure B/BB DLD Programs Update

7

# Measure B/BB Discretionary Programs



- Discretionary program objectives
  - Improve transportation access
  - Increase safety and mobility
  - Support alternative transportation modes including mass transit, bike/pedestrian
  - Transit oriented developments
- Discretionary program guidelines and awards are approved by the Commission through the Comprehensive Investment Plan (CIP) process



Measure B/BB DLD Programs Update

8

# DLD Compliance Monitoring

- Annual Program Compliance Reports and Audited Financial Statements (due in December)
- Reports for the Fiscal Year 2019-20 reporting year currently under Alameda CTC review
- IWC will review the reports in March 2021

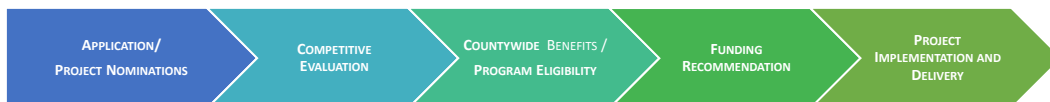
## Compliance Verification

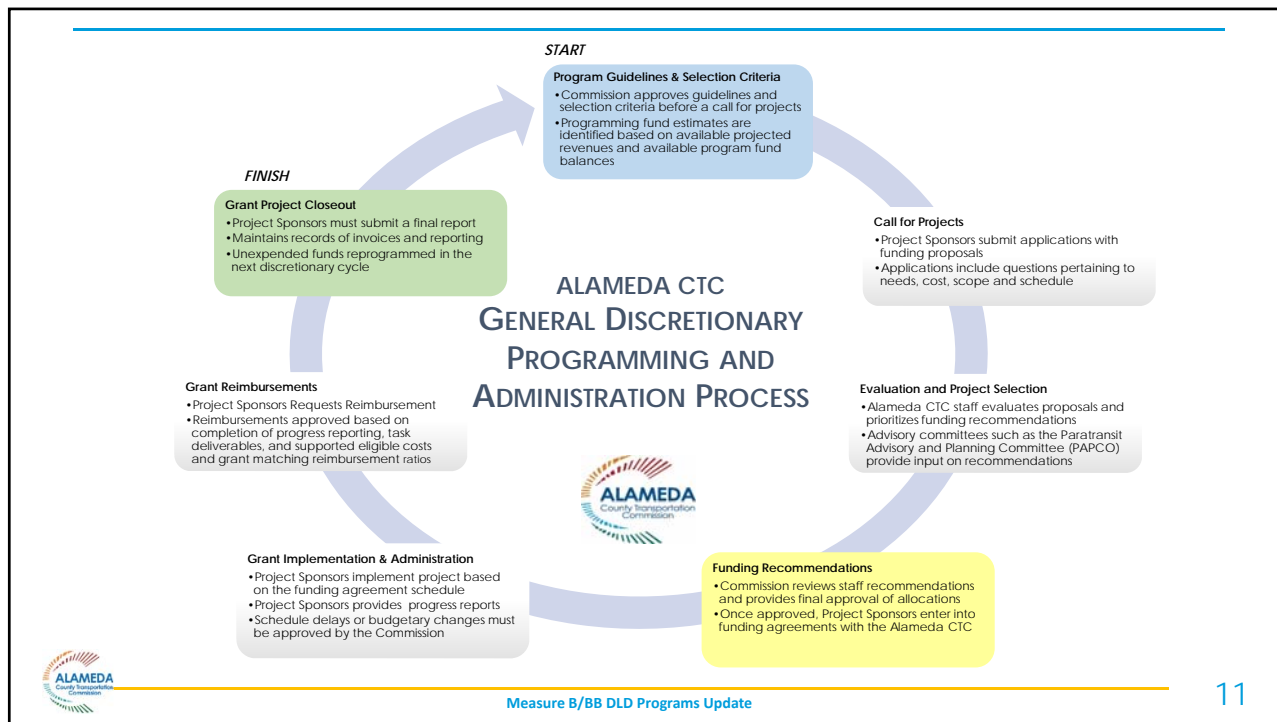
- ❑ Accounting of DLD Revenues/Expenditures
- ❑ Verifying Eligible Expenditures
- ❑ Monitoring Fund Balances
- ❑ Completion of Publicity Reporting
- ❑ Monitoring DLD Performance and Accomplishments



# Measure B/BB Discretionary Programs




Measure B	Measure BB
Bicycle and Pedestrian	Bicycle and Pedestrian
Express Bus	Freight and Economic Development
Paratransit	Paratransit
Transit Oriented Development	Affordable Student Transit Pass
	Community Development Investment Program
	Technology, Innovation, & Development
	Transit Innovation Service Grants
	Dumbarton Corridor Area Improvements
	Railroad ROW Preservation & Track Improvements
	Freight Corridors
	Three Major Trails





## Current Discretionary Program Status

- In May 2020, Commission approved 2020 CIP Update
  - Five year program of \$420.8M, with \$351.8M allocated over the first two fiscal years starting FY 19/20.
- In November 2020, Commission approved ~\$1M in Measure B Bike/Ped funds for the COVID-19 Rapid Response Grant Program
- In December 2020, Commission approved the release of ~\$9m in Measure B Bike/Ped, Transit, and Transit Oriented Development Program Funds

Measure B/BB DLD Programs Update

## City of Alameda Seaplane Lagoon Ferry Terminal Project

**Project Description:**

Construct a new ferry terminal along the eastern edge of the Seaplane Lagoon at Alameda Point.

- Access and parking improvements consisting of new paving for bicycle, pedestrian, transit, passenger drop-offs and vehicular circulation and a 451-space surface parking facility.
- Canopy-covered pier to provide secure and safe entry from the land




Measure BB CDIP	\$8.2	M
Alameda	\$9.7	M
<b>Total Cost</b>	<b>\$17.9</b>	<b>M</b>



## City of Emeryville South Bayfront Bridge Bike/Pedestrian Bridge

**Project Description:**

Construct 227 foot-long steel tied-arch pedestrian/bicycle bridge over the Union Pacific Railroad (UPRR) tracks with concrete approach ramps



Measure B Bike/Ped	\$ 1.9	M
TFCA	\$ 0.9	M
Emeryville	\$20.1	M
<b>Total Cost</b>	<b>\$22.1</b>	<b>M</b>





# City of Fremont Centerville Road Diet

**Project Description:**

Improvements on Fremont Boulevard from Parish Avenue to Thornton Avenue creating safer bicycle travel facilities

Creation of pop up patios that will allow adjacent restaurants and retail businesses to provide expanded dining and retail areas.

Measure B Bike/Ped	\$75,000
Fremont	\$75,000
<b>Total Cost</b>	<b>\$150,000</b>



## Next Steps

**1. DLD Program Compliance Review** (FY 19/20 reporting)

- Review Expenditures and monitor fund balances
- Summary report to IWC/Commission in Summer 2021



**2. Discretionary Program Oversight**

- Monitoring current active agreements
- Develop 2022 CIP funding recommendations by May 2021

