



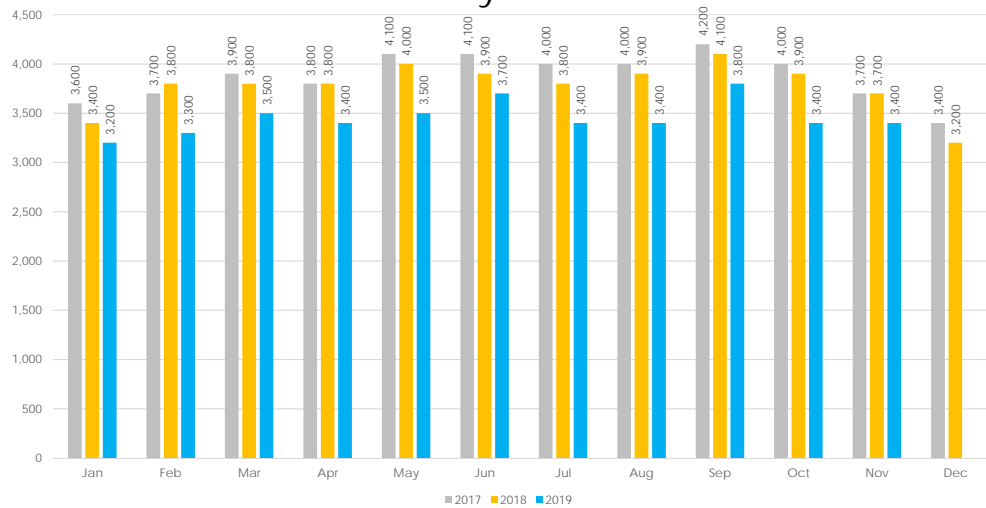
ALAMEDA COUNTY TRANSPORTATION COMMISSION

I-680 Sunol Express Lane (SR-237 to SR-84) Operations Update



I-680 Sunol Smart Carpool Lane Joint Powers Authority (Sunol JPA)
Ashley Tam, Associate Transportation Engineer
January 13, 2020

I-680 Sunol EL Average Daily Toll Trips January 2017 – November 2019



Sept - Nov 2019

**219,000
Toll Trips**

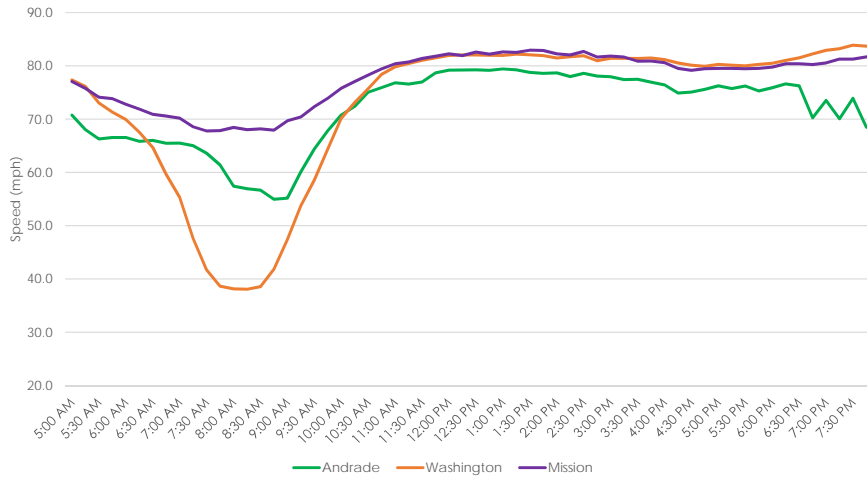
Change in Daily Trips
Compared to Sept-Nov
2018

-8%



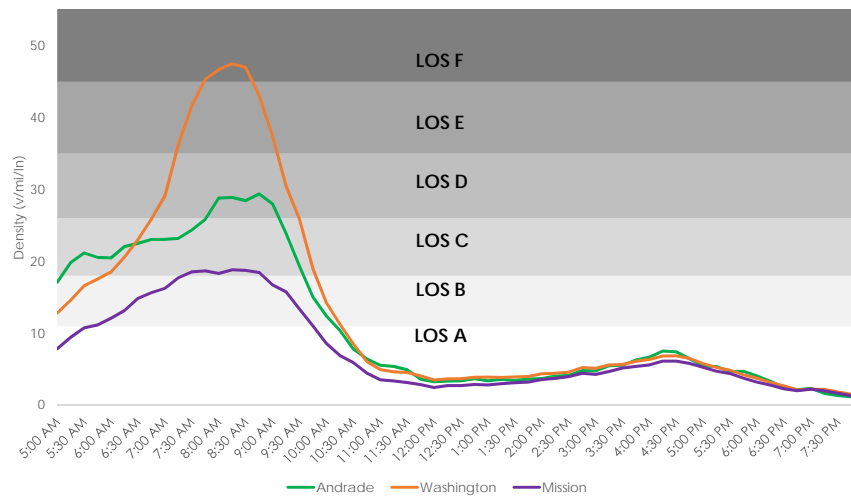
I-680 Sunol Corridor Average Speed Graph

Monday- Friday, September - November 2019



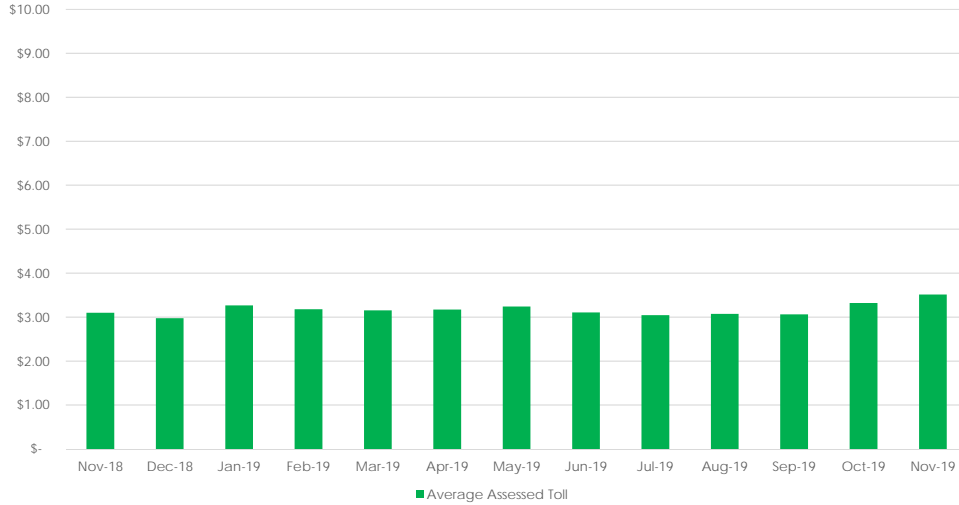
I-680 Sunol Corridor Average Density Graph

Monday- Friday, September - November 2019



I-680 Sunol Historical Toll Rate

November 2018 – November 2019



Sept - Nov 2019:

Maximum Posted Toll Rate:

\$9.50

Percent paying \$9.50:

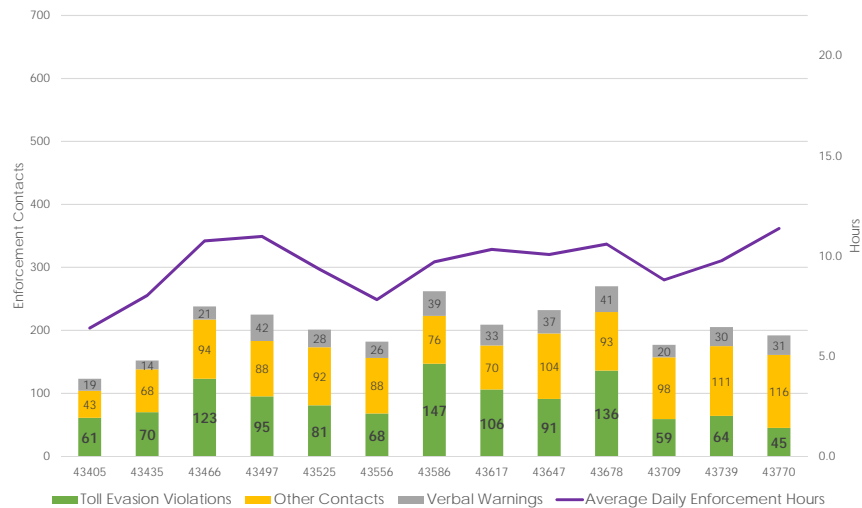
2.6%

Average Assessed Toll:

\$3.29

I-680 Sunol CHP Enforcement Stats

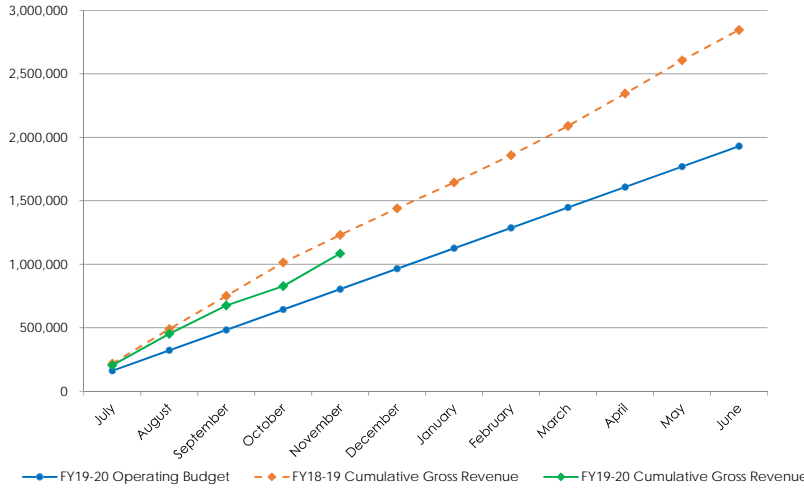
November 2018 – November 2019



Average monthly cost for CHP in 2019: \$25,000

The average cost for a CHP contact in 2019 is \$105

I-680 Sunol EL Revenue: Estimated Gross vs. Forecasted



Cumulative Revenue in FY2019-20
(July 2019 - November 2019)

Estimated Gross Revenue

\$1,085,000


Forecast Operating Budget

\$804,000



Questions?

For more information, visit
www.AlamedaCTC.org





Thank You

For more information, visit
www.AlamedaCTC.org

Alameda County Transportation Commission • 1111 Broadway, Suite 800
Oakland, CA 94607 • 510.208.7400