

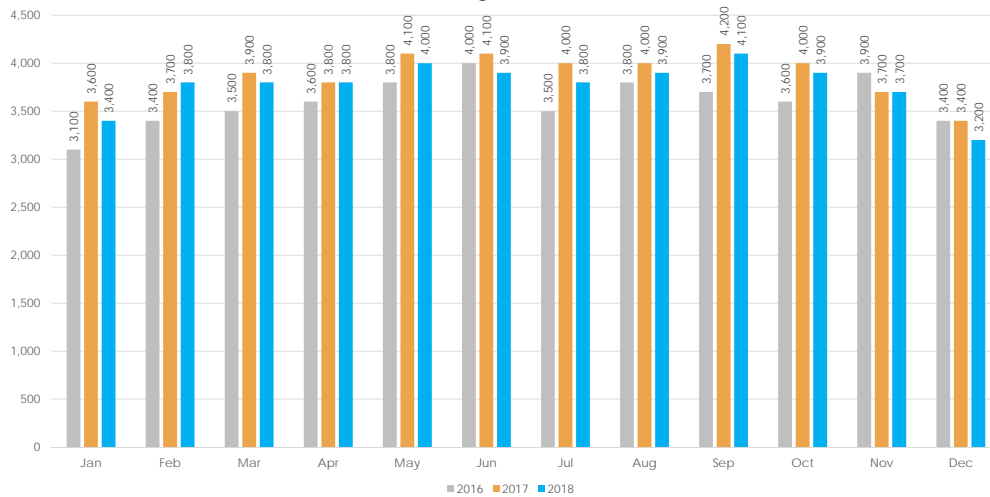


ALAMEDA COUNTY TRANSPORTATION COMMISSION
**I-680 Sunol Express Lane
 Operations Update**



I-680 Sunol Smart Carpool Lane Joint Powers Authority (Sunol JPA)
 Ashley Tam, Associate Transportation Engineer
 February 11, 2019

I-680 Sunol EL Average Daily Toll Trips
 January 2016 – December 2018

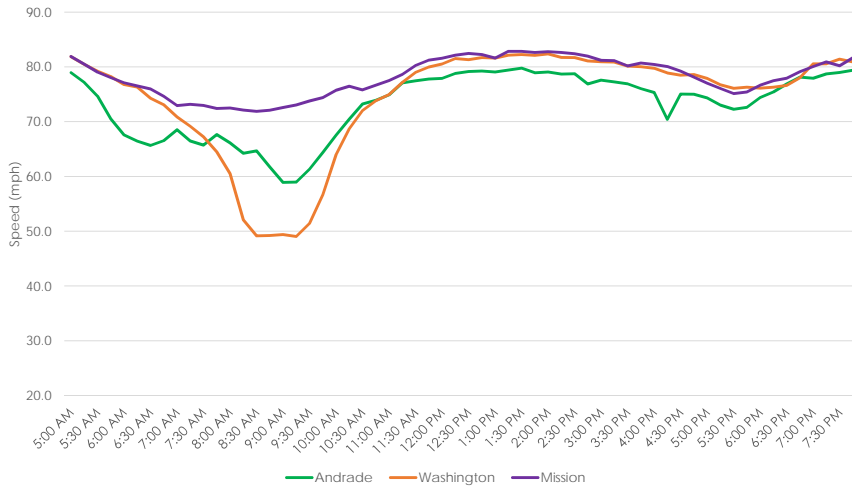


**64,000
 Toll trips
 in
 December**



I-680 Sunol Corridor Average Speed Graph

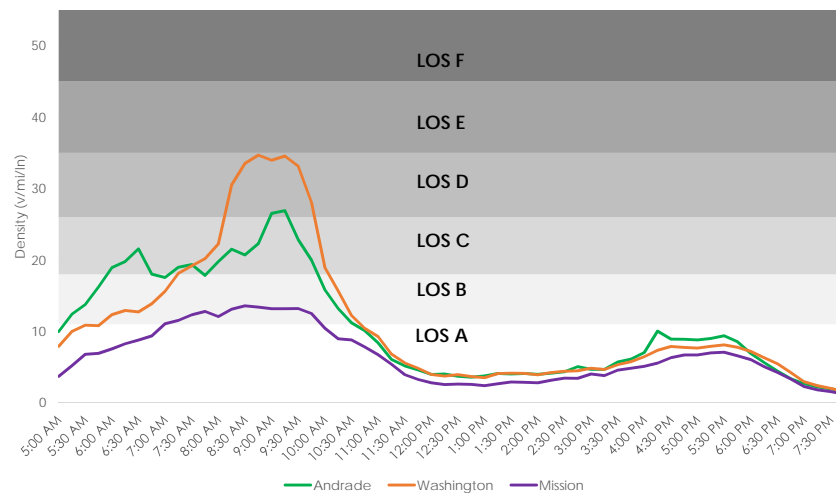
Monday- Friday, December 2018



I-680 Sunol Express Lane Operations Update

I-680 Sunol Corridor Average Density Graph

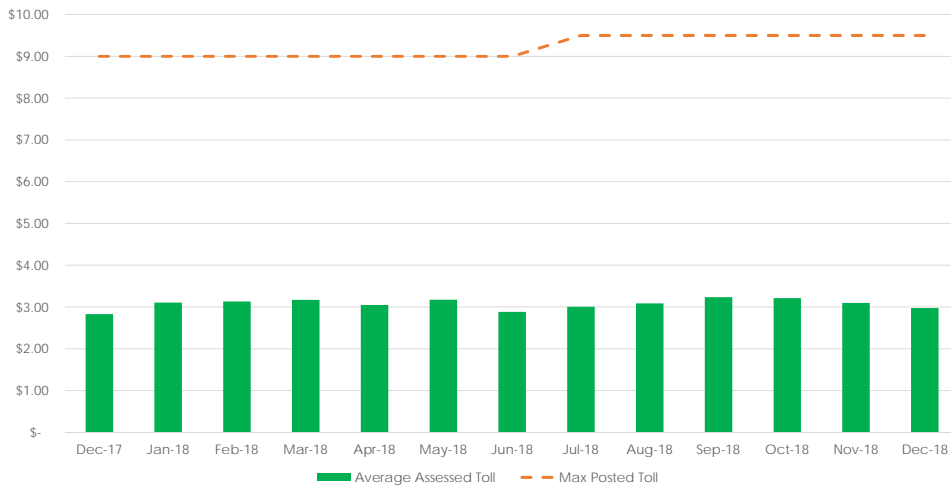
Monday- Friday, December 2018



I-680 Sunol Express Lane Operations Update

I-680 Sunol Historical Toll Rate

December 2017 – December 2018



\$9.50 Max Toll

Percent paying max toll : 2.19%

\$2.97 average assessed toll

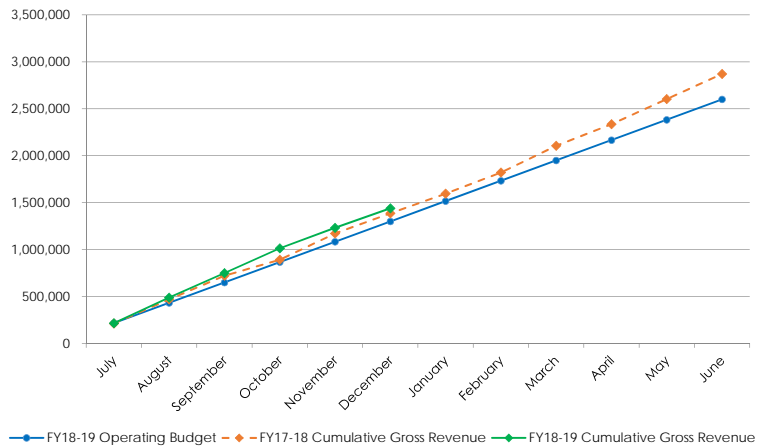


I-680 Sunol EL Revenue: Estimated Gross vs. Forecasted

Cumulative Revenue in FY2018-19
(July - November 2018)

Estimated Gross Revenue \$ 1,440,000


Forecast Budget \$ 1,300,000



Questions?

For more information, visit
www.AlamedaCTC.org

Alameda County Transportation Commission • 1111 Broadway, Suite 800
Oakland, CA 94607 • 510.208.7400



Thank You

For more information, visit
www.AlamedaCTC.org

Alameda County Transportation Commission • 1111 Broadway, Suite 800
Oakland, CA 94607 • 510.208.7400