

## THIS PAPCO MEETING WILL BE IN A NEW LOCATION!

The Alameda CTC has moved and this and future PAPCO meetings will be held in our new offices at 1111 Broadway, 8<sup>th</sup> Floor, in downtown Oakland.

The following information is included with every meeting notice:

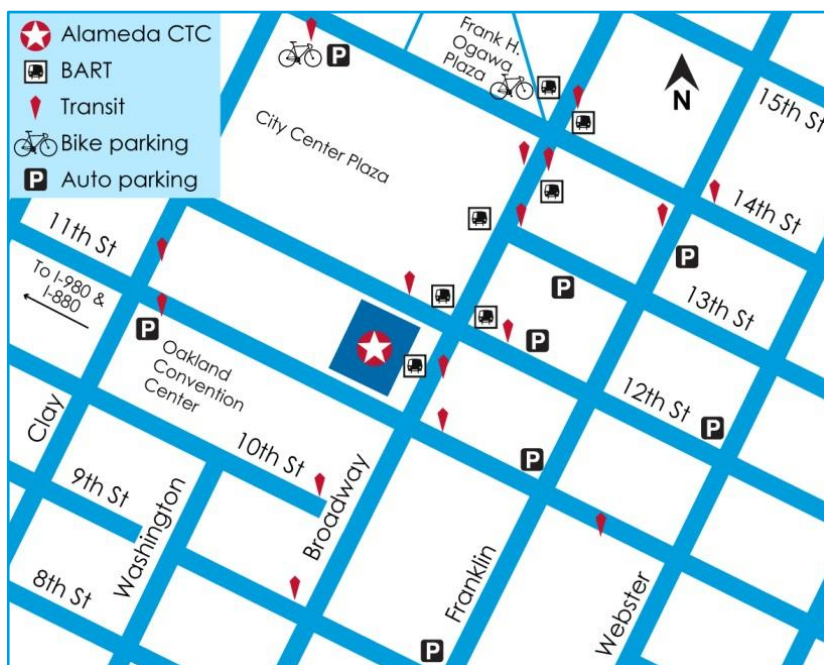
### Location Map

★ Alameda CTC  
1111 Broadway, Suite 800  
Oakland, CA 94607

Alameda CTC is accessible by multiple transportation modes. The office is conveniently located near the

12th Street/City Center BART station and many AC Transit bus lines. Bicycle parking is available on the street and in the BART station as well as in

electronic lockers at 14th Street and Broadway near Frank Ogawa Plaza (requires purchase of key card from [bikelink.org](http://bikelink.org)).



Garage parking is located beneath City Center, accessible via entrances on 14th Street between 1300 Clay Street and 505 14th Street buildings, or via 11th Street just past Clay Street. To plan your trip to Alameda CTC visit [www.511.org](http://www.511.org).

**If taking paratransit:** You will need to be dropped off on 11<sup>th</sup> or 12<sup>th</sup> and cross the street to reach our building. This is due to the layout of one-way streets around the building. There are multiple crosswalks with signals to use.

**If you need the BART elevator:** The street elevator closest to the platform elevator and 12<sup>th</sup> Street will likely be out of service until the end of September. You will need to go to the far north end of the station (opposite end from the platform elevator), to the Ogawa Plaza exit, and take the elevator to the street. You will then need to travel down Broadway to get to our building.

**Access to building and office:** There are steps in front of the building but there are also two ramps on Broadway at the corners of 11<sup>th</sup> and 12<sup>th</sup>. There is also a ramp on 12<sup>th</sup> that leads to the back doors. There is an automatic door button to the front doors on the left side (when facing the front doors). There is also an automatic door button to the back doors on the right side (when facing the back doors). The bank of elevators that go to the 8<sup>th</sup> Floor are closest to Peet's Coffee.

If you have any additional questions, please contact Naomi Armenta at (510) 208-7469. For assistance on the day of the meeting, call Naomi or call the front desk at (510) 208-7400.



# Meeting Notice

1111 Broadway, Suite 800, Oakland, CA 94607

• PH: (510) 208-7400

• [www.AlamedaCTC.org](http://www.AlamedaCTC.org)

## **Commission Chair**

Supervisor Scott Haggerty, District 1

## **Commission Vice Chair**

Councilmember Rebecca Kaplan,  
City of Oakland

## **AC Transit**

Director Elsa Ortiz

## **Alameda County**

Supervisor Richard Valle, District 2  
Supervisor Wilma Chan, District 3  
Supervisor Nate Miley, District 4  
Supervisor Keith Carson, District 5

## **BART**

Director Thomas Blalock

## **City of Alameda**

Vice Mayor Marilyn Ezzy Ashcraft

## **City of Albany**

Mayor Peggy Thomsen

## **City of Berkeley**

Councilmember Laurie Capitelli

## **City of Dublin**

Mayor Tim Sbranti

## **City of Emeryville**

Councilmember Ruth Atkin

## **City of Fremont**

Councilmember Suzanne Chan

## **City of Hayward**

Councilmember Marvin Peixoto

## **City of Livermore**

Mayor John Marchand

## **City of Newark**

Councilmember Luis Freitas

## **City of Oakland**

Vice Mayor Larry Reid

## **City of Piedmont**

Mayor John Chiang

## **City of Pleasanton**

Mayor Jerry Thome

## **City of San Leandro**

Vice Mayor Michael Gregory

## **City of Union City**

Mayor Carol Dutra-Vernaci

## **Executive Director**

Arthur L. Dao

## **Paratransit Advisory and Planning Committee**

**Monday, September 23, 2013, 1:00 p.m.**

**1111 Broadway, Suite 800**

**Oakland, CA 94607**

***Please note that the Monday, September 23, 2013***

***PAPCO meeting will be from 1 to 3:30 p.m. Please plan  
your transportation accordingly.***

## **Mission Statement**

The mission of the Alameda County Transportation Commission (Alameda CTC) is to plan, fund and deliver transportation programs and projects that expand access and improve mobility to foster a vibrant and livable Alameda County.

## **Public Comments**

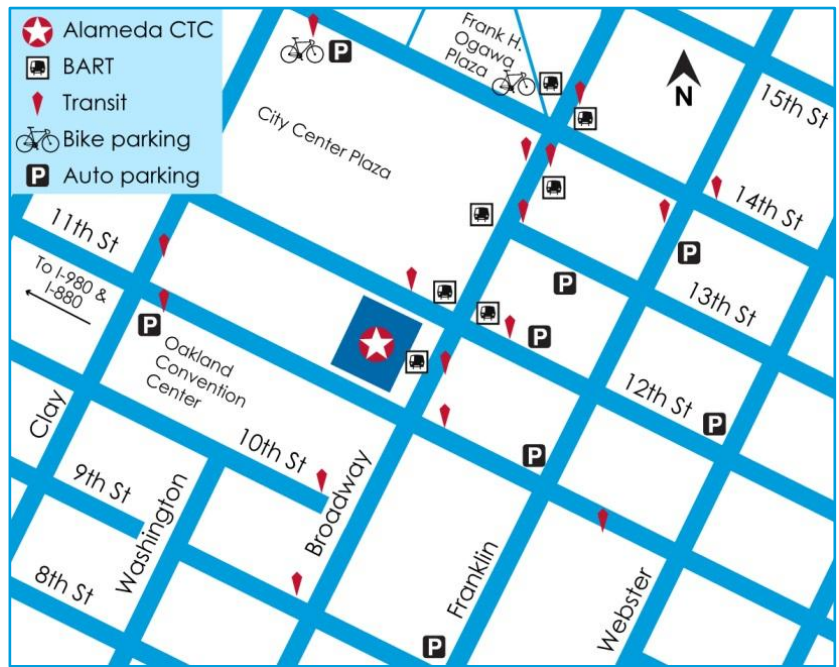
Public comments are limited to 3 minutes. Items not on the agenda are covered during the Public Comment section of the meeting, and items specific to an agenda item are covered during that agenda item discussion. If you wish to make a comment, fill out a speaker card, hand it to the clerk of the Commission, and wait until the chair calls your name. When you are summoned, come to the microphone and give your name and comment.

## Location Map

### ★ Alameda CTC

1111 Broadway, Suite 800  
Oakland, CA 94607

Alameda CTC is accessible by multiple transportation modes. The office is conveniently located near the 12th Street/City Center BART station and many AC Transit bus lines. Bicycle parking is available on the street and in



the BART station as well as in electronic lockers at 14th Street and Broadway near Frank Ogawa Plaza (requires purchase of key card from [bikelink.org](http://bikelink.org)).

Garage parking is located beneath City Center, accessible via entrances on 14th Street between 1300 Clay Street and 505 14th Street buildings, or via 11th Street just past Clay Street. To plan your trip to Alameda CTC visit [www.511.org](http://www.511.org).

## Reminder

Please turn off your cell phones during the meeting. Please do not wear scented products so individuals with environmental sensitivities may attend the meeting.

## Accessibility

Public meetings at Alameda CTC are wheelchair accessible under the Americans with Disabilities Act. Guide and assistance dogs are welcome. Call 510-893-3347 (Voice) or 510-834-6754 (TTD) five days in advance to request a sign-language interpreter.



## Meeting Schedule

The Alameda CTC meeting calendar lists all public meetings and is available at [www.AlamedaCTC.org/events/upcoming/now](http://www.AlamedaCTC.org/events/upcoming/now).

## Paperless Policy

On March 28, 2013, the Alameda CTC Commission approved the implementation of paperless meeting packet distribution. Hard copies are available by request only. Agendas and all accompanying staff reports are available electronically on the Alameda CTC website at [www.AlamedaCTC.org/events/month/now](http://www.AlamedaCTC.org/events/month/now). Any other notice required or permitted to be given under these bylaws will follow the same policy. PAPCO members receive an exception to the paperless policy and will continue to receive notices via U.S. Postal Service in addition to electronic versions. Members can request to opt-out of paper notices.

## Glossary of Terms

A glossary of terms that includes frequently used industry terms and acronyms is available on the Alameda CTC website at [www.AlamedaCTC.org/app\\_pages/view/8081](http://www.AlamedaCTC.org/app_pages/view/8081).

## Connect with Alameda CTC

[www.AlamedaCTC.org](http://www.AlamedaCTC.org)



[facebook.com/AlamedaCTC](https://facebook.com/AlamedaCTC)



[@AlamedaCTC](https://twitter.com/AlamedaCTC)



[youtube.com/user/AlamedaCTC](https://youtube.com/user/AlamedaCTC)

This page is intentionally left blank.



Paratransit Advisory Planning Committee  
Meeting Agenda  
Monday, September 23, 2013, 1:00 p.m.

1111 Broadway, Suite 800, Oakland, CA 94607

• PH: (510) 208-7400

• www.AlamedaCTC.org

**Chair:** Sylvia Stadmire

**Vice Chair:** Will Scott

**Staff Liaison:** Matt Todd, Principal Transportation Engineer; John Hemiup, Senior Transportation Engineer

**Public Meeting Coordinator:**  
Krystle Pasco

1:00 – 1:12 p.m.  
Sylvia Stadmire

**1. Welcome and Introductions**

1:12 – 1:15 p.m.  
Public

**2. Public Comment**

**Page A/I**

1:15 – 1:20 p.m.  
Sylvia Stadmire

**3. June 24, 2013 Meeting Minutes**

1 A

Recommendation: Approve the  
June 24, 2013 meeting minutes.

1:20 – 1:35 p.m.  
Staff

**4. Move Outcomes and Accommodations**

I

Staff will discuss move outcomes and  
accommodations for Committee  
members.

1:35 – 1:55 p.m.  
Staff

**5. FY13-14 PAPCO Work Plan**

**5.1. PAPCO Work Plan FY 12-13**

7 I

**5.2. PAPCO Work Plan FY 13-14**

11 A

The Committee will consider the previous year's work plan and discuss a work plan for FY13-14.

Recommendation: Approve the PAPCO FY13-14 Work Plan.

1:55 – 2:15 p.m. **6. ParaTAC Provider Changes** |  
Staff

The Committee will receive an update on ParaTAC provider changes for FY13-14.

2:15 – 2:45 p.m. **7. Gap Grant Cycle 5 Program Report – Mobility Matters (MoMa)** |  
Guest Speakers

The Committee will receive a Gap Grant report from the Mobility Matters (MoMa) program.

2:45 – 3:00 p.m. **8. Member Reports on PAPCO Mission, Roles, and Responsibilities Implementation**  
PAPCO

**8.1.** PAPCO Calendar of Events 15 |

**8.2.** PAPCO Appointments 17 |

3:00 – 3:10 p.m. **9. Committee Reports (Verbal)**

Sharon Powers **9.1.** East Bay Paratransit Service Review Advisory Committee (SRAC) |

Harriette Saunders **9.2.** Citizens Watchdog Committee (CWC) |

## **10. Mandated Program and Policy Reports**

**10.1.** City of Hayward Final Report 19 |

**10.2.** May 1, 2013 LAVTA WAAC Meeting Minutes 27 |



**10.3.** May 7, 2013 East Bay Paratransit SRAC Meeting Minutes 31 I

**10.4.** September 10, 2013 Transit Access Report 37 I

3:10 – 3:30 p.m. **11. Information Items**  
Staff

**11.1.** Mobility Management – Driver and Pedestrian Sharing Guide 39 I

**11.2.** Annual Mobility Workshop Update I

**11.3.** 5310 Funding Update 41 I

**11.4.** Outreach Update I

**11.5.** Other Staff Updates I

**12. Draft Agenda Items for October 28, 2013  
Joint PAPCO/ParaTAC Meeting** I

**12.1.** Paratransit Coordination Team Evaluation

**12.2.** East Bay Paratransit Report

**12.3.** Gap Grant Cycle 4 Programs Summary Report

**12.4.** ParaTAC Report/Discussion

**12.5.** Workshop Outcomes Report

**12.6.** Discuss Updated Funding Formula Data

3:30 p.m. **13. Adjournment**

**Next Meeting:** October 28, 2013

All items on the agenda are subject to action and/or change by the Commission.

This page is intentionally left blank.



Paratransit Advisory and Planning  
Committee Meeting Minutes  
Monday, June 24, 2013, 1 p.m.

3.1

1111 Broadway, Suite 800, Oakland, CA 94607

• PH: (510) 208-7400

• www.AlamedaCTC.org

## MEETING ATTENDEES

Attendance Key (A = Absent, P = Present)

### Members:

P Sylvia Stadmire,  
Chair

P Will Scott,  
Vice-Chair

P Aydan Aysoy

A Larry Bunn

P Shawn Costello

P Herb Hastings

P Joyce  
Jacobson

P Sandra  
Johnson-Simon

P Gaye Lenahan

P Jane Lewis

P Jonah Markowitz

A Rev. Carolyn Orr

P Suzanne Ortt

P Sharon Powers

P Vanessa Proee

P Carmen Rivera-  
Hendrickson

P Michelle Rousey

P Harriette

Saunders

P Esther Waltz

P Hale Zukas

### Staff:

P Matt Todd, Principal Transportation Engineer

P John Hemiup, Senior Transportation Engineer

P Naomi Armenta, Paratransit Coordinator

P Cathleen Sullivan, Paratransit Coordination Team

P John Nguyen, Alameda CTC Project/Program Team

P Krystle Pasco, Paratransit Coordination Team

P Margaret Strubel, Alameda CTC Project/Program Team

### Guests:

Dana Bailey, City of Hayward Paratransit; Heather Hafer, City of San Leandro Paratransit; Reba Knickerbocker, Bay Area Outreach and Recreational Program; Margaret Walker, Paratransit consumer

## MEETING MINUTES

### 1. Welcome and Introductions

Sylvia Stadmire, PAPCO Chair, called the meeting to order at 1 p.m. The meeting began with introductions and a review of the meeting outcomes.

## **2. Public Comment**

Margaret Walker requested information on wheelchair loading preferences on AC Transit buses. She wanted more information on any feedback that was given regarding ramps on buses. Staff suggested that this question be taken to the AC Transit Access Advisory Committee as their staff has received more feedback regarding the accessibility of bus ramps and their designs.

## **3. Approval of May 20, 2013 Minutes**

A member noted that on page two, under agenda item number five, the minutes should read "this funding is comprised..." not "compromised."

*Jonah Markowitz moved to approve the May 20, 2013 PAPCO Meeting minutes with the above corrections. Michelle Rousey seconded the motion. The motion passed (12-0-2).*

## **4. Elect Officers for Fiscal Year 13-14**

Naomi Armenta reviewed the PAPCO evaluation for FY12-13 and noted that the summary is located in the agenda packet. She also reviewed outreach, the meeting per diem policy, membership as well as a summary on member attendance. Lastly, Naomi reminded the members that Alameda CTC will be moving to a new location in August. Staff would like for members to fill out the PAPCO travel survey so staff can gather information on how to best accommodate everyone's travel needs for getting to the new location.

Naomi reviewed the PAPCO officer roles and responsibilities and commenced the nomination process.

PAPCO members nominated the following members:

- Sylvia Stadmire as Chair
- Will Scott, Michelle Rousey (declined), Herb Hastings, or Jonah Markowitz as Vice Chair
- Harriette Saunders or Michelle Rousey (declined) as the Citizens Watchdog Committee (CWC) representative

- Rev. Carolyn Orr, Jonah Markowitz, or Sharon Powers as the East Bay Paratransit Service Review Advisory Committee (SRAC) representative

*The committee used the ballot approach to elect the following officers and committee representatives:*

- Sylvia Stadmire, PAPCO Chair
- Will Scott, PAPCO Vice Chair
- Harriette Saunders, CWC Representative
- Sharon Powers, SRAC Representative

*Jonah Markowitz moved to approve the time and location of the PAPCO meetings; 4<sup>th</sup> Mondays of every month from 1:00 p.m. to 3:30 p.m. at the new Alameda CTC offices. Michelle Rousey seconded the motion. The motion passed unanimously (16-0).*

## **5. Coordinated Funding/One Bay Area Grant Program Update**

Matt Todd gave an update on the FY12-13 Coordinated Funding/One Bay Area Grant program. He noted that staff brought a draft program to PAPCO at the last committee meeting in May. The program included funding for transportation projects and programs that will improve local streets and roads, transit, etc. That draft program was approved by PAPCO in May with no changes. It will then go to the Commission later in the month.

## **6. Member Reports on PAPCO Mission, Roles, and Responsibilities Implementation**

Sylvia Stadmire attended the senior day at the Alameda County Fair. She also attended the AC Transit meeting.

Esther Waltz attended the Alameda County Fair and was excited to see Naomi, Krystle, and Sylvia.

Joyce Jacobson attended a meeting in Emeryville regarding the local streets and roads improvements that will start later this week.

Sharon Powers attended the Four Seasons of Health Expo in Fremont with Suzanne Ortt.

Harriette Saunders also attended the senior day at the Alameda County Fair. She noted that there were charging stations available for wheelchairs but individuals were not aware of them.

Vanessa Proee went to Sacramento on Wednesday, June 19<sup>th</sup> to discuss immigrant issues.

Sandra Johnson-Simon shared information about USOAC's Healthy Living Festival on Thursday, July 18<sup>th</sup> from 8:00 a.m. to 2:00 p.m. at the Oakland Zoo.

## **7. Committee Reports**

### **A. East Bay Paratransit Service Review Advisory Committee (SRAC)**

Sharon Powers reported that East Bay Paratransit will start calling individuals as drivers are en route to pick up riders via the IVR system. As a result they are encouraging people to get cell phones in order to receive the notifications. East Bay Paratransit staff will also be looking at strategies to reduce the amount of people that are on standby. Lastly, they discussed the mobility management inventory that AC Transit will be sponsoring.

### **B. Citizens Watchdog Committee (CWC)**

Harriette Saunders reported that the committee finalized the draft of the Annual Report. She also stated that the committee is discussing various methods to publicize the Annual Report to the public. There is still time to provide feedback before the final draft is approved. Email any comments or suggestions to Harriette Saunders.

## **8. Mandated Program and Policy Reports**

PAPCO members were asked to review these items in their packets.

## **9. Information Items**

### **A. Mobility Management**

Naomi reviewed the Easter Seals Project Action newsletter included in the agenda packet. She noted the newsletter is focused on safety and that this issue has come up during the Countywide Travel Training Working Group meetings. This newsletter is one of the resources on addressing safety that will be shared with that group. Naomi also stated that the last Countywide Travel Training Working Group meeting took place on Thursday, May 30<sup>th</sup> and we had a great response in attendance.

Cathleen Sullivan gave an update on the AC Transit mobility resources inventory. She noted that Nelson\Nygaard staff will be sending out a survey to all transportation providers in Alameda and west Contra Costa Counties. The survey will remain accessible in the future and will be a dynamic online resource. The purpose of the inventory is to better assist East Bay Paratransit in coordinating with other transportation providers in the area and to share resources. The inventory will also become a publicly available resource for transportation options on the local level. Various committee and ParaTAC members are also involved in this effort.

### **B. Annual Mobility Workshop Update**

Cathleen Sullivan gave an update on the upcoming Mobility Workshop. She noted that in the morning, attendees will hear various presentations including a presentation from the architects of Ed Roberts Campus and the discussions around SF MTA's accessible parking policy. At lunchtime attendees will be able to enjoy a self guided tour as well as the resource fair. In the afternoon there will also be a panel on mobility management that will include such speakers as Paul Branson from the Regional Mobility Management Working Group and Naomi on what we can look forward to next year in Alameda County's project.

### **C. Outreach Update**

Krystle Pasco gave an update on the following outreach events:

- 6/27/13 – Senior Day at the Alameda County Fair, Alameda County Fairgrounds from 12:00 p.m. to 5:00 p.m.
- 7/1/13 – Annual Mobility Workshop, Ed Roberts Campus from 9:30 a.m. to 3:30 p.m.
- 7/18/13 – Healthy Living Festival, Oakland Zoo from 8:00 a.m. to 2:00 p.m.
- 8/7/13 – Healthy Aging Fair, Chabot College from 10:00 a.m. to 2:30 p.m.

#### **D. Other Staff Updates**

There were no other staff updates.

#### **10. Draft Agenda Items for September 23, 2013 PAPCO Meeting**

A. Workshop Outcomes Report

B. Development and Approval of PAPCO Work Plan for FY13-14

#### **11. Adjournment**

The meeting adjourned at 2:20 p.m. The next meeting is scheduled for September 23, 2013 at Alameda CTC's new offices located at 1111 Broadway, Suite 800, in Oakland.



## PAPCO Work Plan FY 2012-13

PAPCO activities throughout the year will be guided by PAPCO Goals and Bylaws. The PAPCO Chair or Vice Chair will report to the Alameda CTC Board every month.

<b>Topic: PAPCO Development and Outreach</b>			
<b>Goal: Continue PAPCO's development as an informed and effective community advisory committee; accomplish outreach in a variety of ways in all areas of the County</b>			
<b>Actions</b>	<b>Completed</b>	<b>In-Progress</b>	
All members to participate in at least one Outreach activity – write an article, speak at another meeting, visit Senior Centers, and/or attend an event	x		
Assist in distributing updated Access Alameda	x		
Assist in distributing TEP materials	x		
Assist in publicizing AccessAlameda.org website (magnets, etc)	x		
Monitor PAPCO appointments and vacancies	x		
Assist in planning Annual Workshop for 2013	x		
Staff will continue to be available to help draft talking points or articles for members	x		

<b>Topic: Mobility Management</b>			
<b>Goal: Learn about and contribute to Alameda County's Mobility Management project</b>			
<b>Actions</b>	<b>Completed</b>	<b>In-Progress</b>	
Provide input on Alameda County Mobility Management project	x		
Review materials regarding Mobility Management provided in meeting packet	x		

**Topic: Planning and Sustainability**

**Goal: Participate in discussions regarding policies for future funding of service.**

<b>Actions</b>	<b>Completed</b>	<b>In-Progress</b>
Participate in discussion on amending Implementing Guidelines	x	
Participate in discussion on funding formula and potential TEP funding	x	
Participate in discussion on Gap Policies	x	
Participate in Gap Grant Cycle 5 Call	x	

**Topic: Fiduciary Oversight**

**Goal: Continue fiduciary oversight over pass-through and grant funding**

<b>Actions</b>	<b>Completed</b>	<b>In-Progress</b>
Receive Gap grant summary report in October	x	
Receive regular reports from conditionally funded programs - LAVTA and Hayward	x	
Participate in 5310 Call and scoring in March	x	
Hold a fiduciary training and finance subcommittee meeting in March	x	
Continue to evaluate pass-through and grant programs and expenditures	x	

# PAPCO Work Plan FY 2012/13

## **Topic: Planning and Policy Input**

**Goal: Provide input on local and regional planning efforts and policy discussions**

<b>Actions</b>	<b>Completed</b>	<b>In-Progress</b>
Receive a report from TAC at Joint meetings October February April	<b>x</b> <b>x</b> <b>x</b>	
Participate in other committees (e.g. SRAC, WAAC, AAC, City Commissions, etc.) and inform Chair and Paratransit Coordinator	<b>x</b>	
Receive regular summaries of ADA committees' minutes and Transit Access Reports	<b>x</b>	
Receive reports on MTC and Regional issues/events	<b>x</b>	
Staff will continue to forward opportunities for comments and participation via email	<b>x</b>	

## **Topic: Customer Service**

**Goal: Participate in driver training and serve as a resource to providers; and facilitate communication and resolution of consumer complaints**

<b>Actions</b>	<b>Completed</b>	<b>In-Progress</b>
Continue to be available to assist in East Bay Paratransit Driver Training and related items	<b>x</b>	
Continue to be available to assist LAVTA with Driver Training and related items	<b>x</b>	
Ensure that taxi providers have access to resources such as pocket guides from Easter Seals Project ACTION	<b>x</b>	

This page is intentionally left blank.



## PAPCO Work Plan FY 13-14

1111 Broadway, Suite 800, Oakland, CA 94607 • PH: (510) 208-7400 • [www.AlamedaCTC.org](http://www.AlamedaCTC.org)

PAPCO activities throughout the year will be guided by PAPCO Goals and Bylaws. The PAPCO Chair or Vice Chair will report to the Alameda CTC Board every month.

### **Topic: PAPCO Development and Outreach**

**Goal: Continue PAPCO's development as an informed and effective community advisory committee; accomplish outreach in a variety of ways in all areas of the County**

<b>Actions</b>	<b>Completed</b>	<b>In-Progress</b>
All members to participate in at least one Outreach activity – write an article, speak at another meeting, visit Senior Centers, and/or attend an event		
Provide input on updating Access Alameda booklet and <a href="http://AccessAlameda.org">AccessAlameda.org</a> website		
Assist in publicizing Alameda CTC special transportation program		
Monitor PAPCO appointments and vacancies		
Participate in rescheduled Annual Workshop for 2013		
Assist in planning Annual Workshop for 2014		
Staff will continue to be available to help draft talking points or articles for members		

<b>Topic: Mobility Management</b>			
<b>Goal: Learn about and contribute to Alameda County's Mobility Management project</b>			
<b>Actions</b>	<b>Completed</b>	<b>In-Progress</b>	
Provide input on Alameda County Mobility Management project			
Review materials regarding Mobility Management provided in meeting packet			

<b>Topic: Program Policy Oversight</b>			
<b>Goal: Continue policy oversight over pass-through and grant programs</b>			
<b>Actions</b>	<b>Completed</b>	<b>In-Progress</b>	
Receive Gap grant summary report in October			
Receive reports from Gap Cycle 5 recipients			
Participate in any discussions on amending Implementing Guidelines			
Participate in any discussions on funding formula			
Receive an annual update on the HDTs and WSBTS programs			

<b>Topic: Fiduciary Oversight</b>			
<b>Goal: Continue fiduciary oversight over pass-through and grant funding</b>			
<b>Actions</b>	<b>Completed</b>	<b>In-Progress</b>	
Review and make recommendations on requests for Gap Capital or Matching funds			
Participate in 5310 Call and scoring as necessary			
Hold a fiduciary training and finance subcommittee meeting in March			
Continue to evaluate pass-through and grant programs and expenditures			

<b>Topic: Coordination with Local and Regional Partners</b>			
<b>Goal: Communicate with local and regional partners on planning efforts and policy discussions</b>			
<b>Actions</b>	<b>Completed</b>	<b>In-Progress</b>	
Participate in joint discussion with ParaTAC at Joint meetings October February April			
Receive regular summaries of ADA-mandated paratransit advisory committees' minutes and Transit Access Reports			

<b>Topic: Coordination with Local and Regional Partners</b>		
Participate in other committees (e.g. SRAC, WAAC, AAC, City Commissions, etc.) and inform Chair and report to Committee as requested		
Receive reports on MTC and Regional issues/events		
Staff will continue to forward opportunities for comments and participation via email		

<b>Topic: Customer Service</b>		
<b>Goal: Participate in driver training and serve as a resource to providers; and facilitate communication and resolution of consumer complaints</b>		
<b>Actions</b>	<b>Completed</b>	<b>In-Progress</b>
Continue to be available to assist in East Bay Paratransit Driver Training and related items		
Continue to be available to assist LAVTA with Driver Training and related items		
Ensure that taxi providers have access to resources such as pocket guides from Easter Seals Project ACTION		





# PAPCO Calendar of Events for September through October 2013

8.1

1111 Broadway, Suite 800, Oakland, CA 94607

PH: (510) 208-7400

www.AlamedaCTC.org

## Full Committee Meetings

- **Regular TAC monthly meeting:**  
Tuesday, September 10, 2013, 9:30 to 11:30 a.m., Alameda CTC
- **Regular PAPCO monthly meeting:**  
Monday, September 23, 2013, 1 to 3:30 p.m., Alameda CTC
- **Mobility Workshop:**  
Monday, October 7, 2013, 10 a.m. to 3 p.m., Ed Roberts Campus
- **Regular PAPCO monthly meeting and Joint meeting:**  
Monday, October 28, 2013, 1 to 4 p.m., Alameda CTC

## Outreach

Date	Event Name	Location	Time
9/15/13	Mastick Senior Center Open House and Resource Fair	Mastick Senior Center, 1155 Santa Clara Avenue, Alameda, CA 94501	1:00 p.m. – 4:00 p.m.
9/27/13	UC Berkeley Disabled Students' Program Presentation	Disabled Students' Residence Program, 2650 Durant Avenue, Berkeley, CA 94720	2:00 p.m. – 4:00 p.m.
9/28/13	Community Health Fair and Forum	Laney College, 900 Fallon Street, Oakland, CA 94607	11:00 a.m. – 2:00 p.m.
9/29/13	Muscular Dystrophy Association Presentation	Kaiser Permanente Oakland, 3801 Howe Street, Fabiola Building, Oakland, CA 94611	1:00 p.m. – 3:00 p.m.

10/4/13	Healthy Lifestyle and Fitness Faire	Newark Community Center, 35501 Cedar Boulevard, Newark, CA 94560	9:00 a.m. – 12:00 p.m.
10/5/13	Senior Info Fair	Dublin Senior Center, 7600 Amador Valley Boulevard, Dublin, CA 94568	10:00 a.m. – 2:00 p.m.
10/10/13	St. Regis Retirement Center Annual Senior Health Fair	St. Regis Retirement Center, 23950 Mission Boulevard, Hayward, CA 94544	11:00 a.m. – 2:00 p.m.
10/13/13	Berkeley Sunday Streets	Downtown Berkeley, Downtown to North Shattuck, Berkeley, CA	11:00 a.m. – 4:00 p.m.
10/19/13	Wheels for Meals Ride	Shadow Cliffs Regional Park, 2500 Stanley Boulevard Pleasanton, CA 94566	10:30 a.m. – 4:00 p.m.

You will be notified of other events as they are scheduled. For more information about outreach events or to sign up to attend, please call Krystle Pasco at (510) 208-7467.



## Current PAPCO Appointments and Vacancies

8.2

1111 Broadway, Suite 800, Oakland, CA 94607

• PH: (510) 208-7400

• [www.AlamedaCTC.org](http://www.AlamedaCTC.org)

### **Appointer**

- AC Transit
- Alameda County
  - Supervisor Scott Haggerty, D-1
  - Supervisor Richard Valle, D-2
  - Supervisor Wilma Chan, D-3
  - Supervisor Nate Miley, D-4
  - Supervisor Keith Carson, D-5
- BART
- LAVTA
- City of Alameda
- City of Albany
- City of Berkeley
- City of Dublin
- City of Emeryville
- City of Fremont
- City of Hayward
- City of Livermore
- City of Newark
- City of Oakland
- City of Piedmont
- City of Pleasanton
- City of San Leandro
- City of Union City
- Union City Transit

### **Member**

- Hale Zukas
- Herb Hastings
- Michelle Rousey
- Sylvia Stadmire
- Vacant
- Will Scott
- Sandra Johnson Simon
- Esther Waltz
- Harriette Saunders
- Jonah Markowitz
- Aydan Aysoy
- Shawn Costello
- Joyce Jacobson
- Sharon Powers
- Vanessa Proee
- Jane Lewis
- Dianne Richards-Reiss
- Rev. Carolyn M. Orr
- Gaye Lenahan
- Carmen Rivera-Hendrickson
- Margaret Walker
- Suzanne Ortt
- Larry Bunn

This page is intentionally left blank.

Hayward Monthly Report Form - FY 12-13 FINAL PERFORMANCE REPORT

Service/Program Type and Name				Quantity Completed FY 12-13												
				2012						2013						FY12-13 Total
Service/Program Type  <i>Drop-down Menu (See comment for descriptions)</i>	Service Description	Service/Program/ Project Name	Indicate what "quantity" in following columns is measuring	July	Aug	Sept	Oct	Nov	Dec	Jan	Feb	Mar	Apr	May	June	TOTAL
Registrants	Newly enrolled, individual Hayward Paratransit riders.	Registrants	Number of registrants: Goal - 22	16	14	21	27	33	20	28	23	37	39	45	30	333
City-based Door-to-Door	Pre-scheduled, accessible, door-to-door service provided by the City of Hayward through MV Transportation.	Hayward Paratransit Door-to-Door Program.	Trips: Goal - 416	246	289	257	261	158	157	211	241	298	311	279	138	2,846
Group Trips	Round-trip, accessible van rides for pre-planned outings or to attend specific events. Trips usually originate from senior centers or care facilities.	Hayward Paratransit Group Trips Program	Trips: Goal - 500	470	326	480	558	450	346	350	196	376	430	558	436	4,976
Group Trips	Accessible vans provided by Alzheimer's Services of the East Bay for day program clients.	Alzheimer's Services of the East Bay (ASEB)	OW Trips: Goal - 508	320	359	477	416	542	607	635	510	557	608	652	481	6,164
Taxi Program	Subsidized, same day, accessible transportation service operated throughout Central County.	Hayward Paratransit Taxi Program	Trips: Goal - 333	n/a	n/a	n/a	42	292	345	396	465	579				2,119
TRIP PROGRAM TOTALS				1,052	988	1235	1,304	1,475	1,475	1,620	1,435	1,847	1,388	1,534	1,085	16,438

Totals

Total Trips 16,105

Hayward Monthly Report F

Service	Fare Revenue											
	2012						2013					
Service/Program Type  Drop-down Menu (See comment for descriptions)	July	Aug	Sept	Oct	Nov	Dec	Jan	Feb	Mar	Apr	May	June
Registrants												
City-based Door-to-Door	960	1,070	835	1,017	881	708	743	864	1,006	1,244	1,202	885
Group Trips	-	-										
Group Trips												
Taxi Program												
TRIP PROGRAM TOTALS	960	1,070	835	1,017	881	708	743	864	1,006	1,244	1,202	885

Totals

Hayward Monthly Report F

Service	Total Cost (do not deduct fare revenue income)												
	2012						2013						FY12-13 Total
Service/Program Type  Drop-down Menu (See comment for descriptions)	July	Aug	Sept	Oct	Nov	Dec	Jan	Feb	Mar	Apr	May	June	TOTAL
Registrants													-
City-based Door-to-Door	15,237	15,266	11,340	12,359	7,825	7,195	9,315	11,082	15,449	18,739	15,785	12,852	152,444
Group Trips	5,022	4,678	5,436	6,790	4,340	4,753	3,066	2,424	5,803	7,958	8,776	6,500	65,546
Group Trips	6,250	6,250	6,250	6,250	6,250	6,250	6,250	6,250	6,250	6,250	6,250	6,250	75,000
Taxi Program													-
TRIP PROGRAM TOTALS	26,509	26,194	23,026	25,399	18,415	18,198	18,631	19,756	27,502	32,947	30,811	25,602	292,989
Totals													Total Cost 292,989

Hayward Monthly Report F

Service	Notes
Service/Program Type  Drop-down Menu (See comment for descriptions)	Please indicate any: 1. Customer Complaints 2. Issues/challenges encountered and how they have been addressed 3. Changes Planned or implemented 4. Other consumer input/feedback 5. Other relevant notes
Registrants	Overall enrollment is 126% of the target goal of 22 per month at 333 newly enrolled clients for FY 12-13. Enrollment and ridership have improved primarily for two reasons: strict enforcement of the requirement of an application to ride particularly from SNF's and the addition of new services (taxi - travel trainer).
City-based Door-to-Door	A total of 2846 trips were provided to individual riders (57% of goal). The number of door-to-door clients are on the rise as more clients enroll. Ridership for door-to-door service dipped as more clients accessed taxi. Hayward expects the numbers will rise with the implementation of its new branding campaign this winter.
Group Trips	Service providers offered group trips with 4936 rides in FY 12-13 (82% of goal). Reservations are expected to increase with the new branding campaign and with the additional support and marketing of the CRIL travel trainer. The program is still considering costs sharing for trips over 26 miles.
Group Trips	Ridership in FY 12-13 was 101% of goal. ASEB continues to market and promote its programs to families in need of their services in FY 12-13.
Taxi Program	Central County Taxi Service continues to grow as more riders become aware of and access the service. The availability of accessible vehicles continues to be an ongoing problem. There have been few complaints about the service, and riders have adjusted to the implementation of fees for vouchers.
TRIP PROGRAM TOTALS	

Totals



Hayward Monthly Report Form - FY 12-13 FINAL PERFORMANCE REPORT

Service/Program Type and Name				Quantity Completed FY 12-13												
				2012						2013						FY12-13 Total
Service/Program Type  <i>Drop-down Menu (See comment for descriptions)</i>	Service Description	Service/Program/ Project Name	Indicate what "quantity" in following columns is measuring	July	Aug	Sept	Oct	Nov	Dec	Jan	Feb	Mar	Apr	May	June	TOTAL
Mobility Mngmt/Travel Training	Para- and public transportation training to Hayward seniors and people with disabilities.	Hayward Paratransit Travel Training	Trainings or individuals trained: Goal - 508	n/a	n/a	n/a	18	14	10	11	15	10	13	11	14	116
Meal Delivery (no new programs)	Home delivered meal service operated by SOS Meals on Wheels to Hayward seniors who are unable to travel to congregate meal sites.	SOS Meals on Wheels	Meals Delivered: Goal - 2083	3,024	3,072	2,968	2,912	2,676	2,759	3,208	2,881	2,941	3,144	3,536	3,194	36,315
Management/Overhead	Program oversight, planning, budgeting, participation in regional/countywide meetings.	Hayward Paratransit	n/a													
Customer Service and Outreach	Activities associated with educating consumers about services that are available to them through Paratransit.	Hayward Paratransit	n/a													

Hayward Monthly Report F

Service	Fare Revenue											
	2012						2013					
Service/Program Type  <i>Drop-down Menu (See comment for descriptions)</i>	July	Aug	Sept	Oct	Nov	Dec	Jan	Feb	Mar	Apr	May	June
Mobility Mngmt/Travel Training												
Meal Delivery (no new programs)												
Management/Overhead												
Customer Service and Outreach												

Hayward Monthly Report F

Service	Total Cost (do not deduct fare revenue income)												
	2012						2013						FY12-13 Total
Service/Program Type  <i>Drop-down Menu (See comment for descriptions)</i>	July	Aug	Sept	Oct	Nov	Dec	Jan	Feb	Mar	Apr	May	June	TOTAL
Mobility Mngmt/Travel Training	3,561	3,855	3,202	3,393	3,561	3,590	3,758	3,615	3,615	3,615	5,324	6,002	47,091
Meal Delivery (no new programs)	2,041	2,041	2,041	2,041	2,041	2,041	2,041	2,041	2,041	2,041	2,041	2,041	24,492
Management/Overhead													-
Customer Service and Outreach													-

Hayward Monthly Report F

Service	Notes
<div>Service/Program Type</div> <div>Drop-down Menu (See comment for descriptions)</div>	<div>Please indicate any:</div> <div>1. Customer Complaints</div> <div>2. Issues/challenges encountered and how they have been addressed</div> <div>3. Changes Planned or implemented</div> <div>4. Other consumer input/feedback</div> <div>5. Other relevant notes</div>
Mobility Mngmt/Travel Training	The CRIL Travel Training program continues to outreach to a broad array of existing and potential riders in the Hayward area. They have been instrumental in identifying previously untapped markets for paratransit (young adults, senior centers). The program continues to receive consistently positive feedback following presentations.
Meal Delivery (no new programs)	Meals are 145% of goal for FY 12-13. Meals on Wheels continues to add seniors to the program. Hayward Paratransit is working with SOS to manage its transition to its new San Leandro site.
Management/Overhead	N/A
Customer Service and Outreach	The Hayward Paratransit Committee (PAC) has decided to meet on a quarterly basis in FY 13-14. The group is considering expanding topics beyond paratransit to those effecting all seniors and people with disabilities including housing and health.

**LIVERMORE AMADOR VALLEY TRANSIT AUTHORITY**  
**1362 Rutan Court, Suite 100**  
**Livermore, CA 94551**

**WHEELS Accessible Advisory Committee**

**Meeting**

**DATE:** Wednesday, May 1, 2013

**PLACE:** Diana Lauterbach Room LAVTA Offices  
 1362 Rutan Court, Suite 100, Livermore, CA

**TIME:** 3:30 p.m.

**MINUTES**

**1. Call to Order**

The Chair Carmen Rivera-Hendrickson called the meeting to order at 3:32 pm.

Members present:

Herb Hastings	Alameda County
Sue Tuite	City of Dublin
Connie Mack	City of Dublin
Shawn Costello	City of Dublin - Alternate
Mary Evelyn Hummel	City of Livermore – Alternate
Carmen Rivera-Hendrickson	City of Pleasanton
Claire Iglesias	City of Pleasanton – Alternate
Jennifer Cullen	Social Services
Pam Deaton	Social Services

Staff Present:

Paul Matsuoka	LAVTA
Sylvia Cox	LAVTA
Kadri Kulm	LAVTA
Mimi Chiu	LAVTA
Greg Cain	MV Transit
John Hayes	ALC

Others:

Esther Waltz	LAVTA's PAPCO Representative
--------------	------------------------------

2. **Citizens' Forum: An opportunity for members of the audience to comment on a subject not listed on the agenda (under state law, no action may be taken at this meeting)**  
None
3. **Minutes of February 28, 2013 Meeting of the Committee**  
Minutes Approved. (Hastings/Tuite)
4. **ADA Paratransit Application Part 2 – Medical Care Professional's Verification**  
The WAAC reviewed the part 2 of the ADA application, the medical professional's portion, and approved it.  
Approved. (Hastings/Mack)  
One abstained.
5. **Recruitment for WAAC**  
LAVTA received nine applications for FY 2013/14 open positions. The Board of Directors will review the applications and the new appointees will be ratified at the Board's June meeting and start serving in the committee as of July, 2013.
6. **LAVTA Measure B GAP Grant Applications Update**  
LAVTA's applications to ACTC for Measure B GAP grant funds to finance the Para-Taxi expansion and Scholarship programs were not approved. Staff will keep looking for other funding opportunities.
7. **Update on ALC**  
Staff informed the committee on ALC's decision to terminate the paratransit operations contract effective in Spring 2014.
8. **Event Report – Atlantis Ribbon Cutting and Stanley Boulevard Improvement Project Ribbon Cutting Ceremony**  
Staff updated the committee on the recent ceremonial events – LAVTA's Atlantis bus fueling and wash facility ribbon cutting as well as the Alameda County's Stanley Boulevard improvement project ribbon cutting.
9. **Update on Stoneridge Stop**  
The committee received an update on the bus stop by Stoneridge Mall.
10. **PAPCO Report**

Esther Waltz gave a report on the April 22, 2013 PAPCO meeting. PAPCO received updates on the One Bay Area Grant Program and Annual Mobility Workshop.

**11. Operational Issues – Suggestions for Changes**

WAAC reviewed the issues log.

**12. Adjourn**

The meeting was adjourned at 5:00 pm.

This page is intentionally left blank.



**EAST BAY PARATRANSIT (EBPC)  
SERVICE REVIEW ADVISORY COMMITTEE  
MAY 7, 2013 MINUTES**

**1) SRAC Roll Call and introduction of individuals present**

SRAC members present: Don Queen, Sharon Powers, Priscilla Mathews, Harriette Saunders, Alicia Williams, Peter Crockwell, Patricia Affonso, and Shawn Fong, arriving later.

Staff present: Laura Timothy, BART; Mary Rowlands, Program Coordinator's Office; Mark Weinstein, Veolia/Paratransit Broker; Kim Huffman, AC Transit.

Members of the public present: Yvonne Dunbar, Arnold Brillinger, Mary Lawrence, BART Director Robert Raburn, Naomi Armenta, Gary Brown, Earl Perkins, Myralyn Grant.

Due to the lack of a quorum, action items were postponed and items were taken out of order.

**3) Public Comments**

Naomi Armenta from the Alameda County Transportation Commission announced they would be hosting their Mobility Conference on July 1<sup>st</sup> this year, at the Ed Roberts Campus in Berkeley.

Earl Perkins said he feels the focus of the ADA program has moved away from riders and their needs. He commented he feels new drivers don't know what they are doing and the GPS system provides instructions taking vehicles out of the way. In addition, add-on's are put on the computer screen in the vehicle, but driver's don't pay attention unless the dispatcher calls the driver. His opinion is the service is getting worse and there are other companies that would be willing to take over the service.

Myralyn Grant said when drivers don't come to her door to announce themselves, it seems the driver usually asks their dispatcher to call her. She recently received a no-show because she was called on her cell phone, not her home number. When her pick-up is at her residence, she wants calls directed to her home phone. She further commented she felt riders should be compensated for the trip fare, if they arrive late at a doctor appointment and



the doctor refuses to see them. She noted she still felt drivers need considerably more training and she would like to see training centralized so all drivers receive the same instruction.

Eric Albert questioned why ADA Paratransit service is not available during all hours at his home location, which is in the Oakland Hills. He wanted to know what the ADA requirements about the service area really are. He also noted he'd been put on standby a few times and felt he was just squeezed into a run.

Arnold Brillinger described a situation he and a number of individuals living in the same nursing home experienced on their return trip from the Oakland Coliseum. Two vans were involved, both coming and going. The return pick-up was 3:30 pm. On the return trip, one rider's wheelchair could not be accommodated and the group had to wait for another van to arrive. Once loaded, the group made a number of stops before returning to the nursing home, arriving at 7:00 pm. The nursing home has now curtailed group travel unless the party is 8 individuals or less.

#### **4) Presentation by Nelson-Nygaard on an upcoming Paratransit Inventory and Data Base Development project, along with the proposed role for the SRAC**

Richard Weiner of Nelson/Nygaard explained his firm is about to start a new project and hopes to use a subcommittee of the SRAC as their Technical Advisory Committee. He made the following points:

- Nelson/Nygaard will conduct a paratransit resources inventory within Alameda and Western Contra Costa counties.
- The purpose of this study is to develop a detailed inventory of all available transportation resources, creation of a data base, and to explore options to structure a coordinated transportation system for seniors and individuals with a disability.
- Nelson/Nygaard would like to utilize the SRAC, or rather a subcommittee, of the SRAC to serve as the Technical Advisory Committee (TAC) for the purposes of this study. It is anticipated that the TAC will meet 3 or 4 times outside of the normal SRAC meeting dates and times. The first meeting is May 24 from 2:00 pm to 4:00 pm.
- The responsibilities/role of the TAC, among other things, are the following:

- ☐ Review the inventory survey tool
- ☐ Review results of the survey
- ☐ Review the draft report
- ☐ Provide constructive feedback to the consultants.

The final report should be completed by October, 2013. At the meeting, Harriette Saunders and Shawn Fong volunteered to be on the Technical Advisory Committee.

## **2) Approval of SRAC minutes from March 5, 2013**

Corrections to the minutes: Harriette Saunders, Priscilla Mathews and Arnold Brillinger had spelling errors in their names in the March 5<sup>th</sup> minutes.

**MOTION:** Saunders/Powers to approve the March 5, 2013 minutes with the above corrections.

## **5) Presentation by the Paratransit Broker on the use of Standbys in scheduling**

Mark Weinstein explained the history of trip scheduling since the ADA program started. The current software looks for an open spot to book the trip. If the software cannot find a spot, the reservation is declined or is put on standby. Mark acknowledged no one, including his staff, likes standbys.

However, standbys will always result in a reservation, but the rider must call in after 7:00 pm the night before service to confirm the pick-up time. The pick-up time, in most cases, is the time requested, but not 100% of the time. Mark acknowledged if the offered time will not work for the rider, there is nothing that can be done at that time.

In the next fiscal year, the Broker's office is going to be experimenting with some solutions for standbys. It's important not to interfere with on-time performance and this has to be kept in mind as the Broker staff researches ideas to try. The goal is to reduce standbys, although they probably cannot be eliminated entirely. When asked to explain what strategies will be used, Mark said staff is currently working on ideas but more research has to be done, and he will keep the SRAC informed.



## **6) Paratransit Broker's Report**

Mark Weinstein announced centralized dispatch got underway the first part of April. There were a few kinks to work out, but generally it is going smoothly. One advantage of having all the dispatchers in one office is that there is more standardization in policies and procedures. A dispatch supervisor is currently being recruited.

Ridership this fiscal year continues below the prior year. This is primarily due to funding cuts to programs used by East Bay Paratransit riders. Some large Social Service Centers have closed.

On time performance has been about 92.7% year-to-date.

The entire Certification Department recently attended National Transit Institute training in San Francisco on ADA eligibility.

## **7) Update on the Broker/Service Provider RFP**

Laura Timothy from BART provided the following update on the RFP, noting the procurement is still in process and so only limited details that can be shared.

- The current contract with Veolia and the three providers we use now covered the period January 1, 2007 thru June 30, 2013. This contract is expiring shortly.
- The RFP for a new contract was issued March 1. It will be a 5-year contract with an option to extend for an additional 5 years.
- Proposals were received April 2<sup>nd</sup>.
- We are currently in negotiations with proposers and are expecting Best and Final Offers later this afternoon, May 7.
- Once these offers are reviewed, a decision on whom to recommend for the contract will be made and presented to the AC Transit Board on May 22 and the BART Board on May 23<sup>rd</sup>.
- The SRAC Chair, Janet Abelson and SRAC member Shawn Fong were part of the review team.

## **8) Report from SRAC Members**

Harriette Saunders reminded members again about the Mobility Workshop, sponsored by the Alameda County Transportation Commission, encouraging everyone to come. The date is July 1, at the Ed Roberts campus in Berkeley.

## **9) Next SRAC meeting date/agenda and meeting adjournment**

The next SRAC is July 2, 2013, starting at 12:30 pm in the MTC Auditorium.

Mary Rowlands thanked Priscilla Mathews, the Social Service Representative on the SRAC from Bay Area Community Services in Fremont for her work on the committee. Priscilla plans to resign from the SRAC June 30, 2013.

The meeting adjourned at 2:00 pm.

**EAST BAY PARATRANSIT**  
**Performance Report for the SRAC**  
**Systemwide**

<b>Ridership Statistics</b>	<b>FY 11/12 July-June</b>	<b>FY 12/13 July- June</b>
Total Passengers	753,896	716,681
ADA Passengers	637,837	611,182
% Companions	1.4%	1.3%
% of Personal Care Assistants	14%	13%
Average Passengers/ Weekday	2,614	2,459
Average Pass/ Weekend & Holidays	836	858

<b>Scheduling Statistics</b>		
% Rider Fault No Shows & Late Cancels	2.4%	2.7%
% of Cancellations	23.3%	23.6%
Go Backs/ Re-scheduled	9,832	8,872

<b>Effectiveness Indicators</b>		
Revenue Hours	413,851	408,833
Passengers/Revenue Vehicle Hour	1.82	1.75
ADA Passengers per RVHr.	1.54	1.49
Average Trip Length (miles)	10.01	10.47
Average Ride Duration (minutes)	39.0	40.1
Total Cost	\$33,787,910	\$34,393,267
Revenue Miles	6,374,055	6,396,827
Total Cost per Passenger	\$44.82	\$47.99
Total Cost per ADA Passenger	\$52.97	\$56.27
Total Cost per Revenue Hour	\$81.64	\$84.13

<b>On Time Performance</b>		
Percent on-time	93.3%	92.5%
Percent 1-20 minutes past window	5.5%	6.1%
% of trips 21-59 minutes past window	1.2%	1.3%
% of trips 60 minutes past window	0.08%	0.11%

<b>Customer Service</b>		
Total Complaints	3,156	3,199
Timeliness	934	1,027
Driver Complaints	1,230	1,077
Equipment / Vehicle	72	152
Scheduling and Other Provider Complaints	367	332
Broker Complaints	553	611
Commendations	1,745	1,643

<b>Safety &amp; Maintenance</b>		
Total accidents per 100,000 miles	3.95	3.74
Roadcalls per 100,000 miles	5.41	5.75

<b>Eligibility Statistics</b>		
Total ADA Riders on Data Base	18,586	17,245
Total Certification Determinations	4,640	4,880
Initial Denials	166	192
Denials Reversed	16	9



---

**ATTACHMENT 7**  
**Transit Correspondence**

---

**Excerpt from Transit Access Report Dated August 12, 2013**

The DOT ADA regulations do not require transit operators to compel a person to move from a priority seat or securement area; they must only ask. Under Section 37.167(j)(1), vehicle operators are required to ask people to move from priority seating and securement locations when an individual with a disability enters a vehicle and needs to sit in a seat or occupy a wheelchair securement location. The operator should ask the following persons to move in order to allow the individual with a disability to occupy the seat or securement location: "(i) Individuals, except other individuals with a disability or elderly persons, sitting in a location designated as priority seating for elderly and handicapped persons; (ii) Individuals sitting [in] a fold-down or other movable seat in a wheelchair securement location." The Department's enforcement priority is on "failures to comply with basic requirements and 'pattern and practice' kinds of problems, rather than on isolated operational errors." An example of this would be that a driver repeatedly refuses to ask passengers to move from the designated priority seating areas. If brought to the attention of the District, the driver would be counseled to request individuals to relocate if possible. It is also important to keep in mind that a person's disability may not always be apparent to others; it is possible that riders occupying the priority seats also may have disabilities.

This page is intentionally left blank.



The U.S. National Highway Traffic Safety Administration estimates that on average, a pedestrian is killed in a traffic crash every 120 minutes and injured in a traffic crash every 8 minutes.



## Sharing the Road

While most of us travel streets by car, many people don't have that option or choose other methods of transport. In order for non-drivers to travel independently, they may need to use streets and sidewalks to walk to their destination or transit options.

The U.S. Department of Transportation requires that street infrastructure be accessible for people with disabilities, for example, signals that allow adequate time for pedestrians to cross streets at signalized crosswalks, well-designed curb ramps, and sidewalks that are wide and clear of obstructions. While these design features accommodate pedestrians with disabilities, they also assist people pushing strollers, cyclists, older adults, children, and indeed, all pedestrians.

It is important for drivers, cyclists and pedestrians to act responsibly and ensure safety when different transportation modes intersect. This guide provides tips for sharing the road safely and ensuring access for all users.



## Driving Safely

We all want to arrive at our destinations without incident. Responsible drivers help assure that happens. Allowing extra time to reach your destination and following these tips will help everyone reach their destinations safely.

- **Slow down** around pedestrians, cyclists, intersections, and crosswalks.
- **Allow at least three feet** between your car and cyclists or pedestrians when passing.
- **Be aware** that some people might not be able to see your car or move quickly.
- **Never pass a car** stopped at a crosswalk.
- **Stop one or two car lengths** from a pedestrian crossing a street where there is no signal, so drivers behind you can see him.
- **Yield to oncoming cyclists** when turning left at an intersection, just as you would for motorists.
- **Be aware of people** with service animals and white canes.

- **Don't pull into a crosswalk** when waiting to make a turn.
- **Yield to pedestrians** when turning right.
- **Be aware that pedestrians** and cyclists can't hear your electric or hybrid car and be especially careful in parking lots and when backing up.
- **Be aware that loud noises**, like car radios, can impair the navigation of people using auditory cues for street crossings.
- **Clean your windows** and turn on your headlights for better visibility during rain, snow or fog conditions. In snow, brush off your headlights and taillights.
- **Be aware of the limited view** provided by back-up cameras.
- **Watch out for "hidden pedestrians"** behind snow banks and other visual obstacles—especially children, people using wheelchairs and scooters.
- **Be aware of factors** that might impact your driving ability, for example, medications, alcohol, fatigue, weather conditions, and poor lighting and visibility.



## Resources



**Accessible Pathways & Livable Communities Pocket Guide**  
[www.projectaction.org](http://www.projectaction.org) | (800) 659-6428


**Neighborhood Wayfinding Assessment Pocket Guide**  
[www.projectaction.org](http://www.projectaction.org) | (800) 659-6428

**Pedestrian and Bicycle Information Center**  
[www.pedbikeinfo.org](http://www.pedbikeinfo.org) | 888-823-3977

**U.S. National Highway Traffic Safety Administration**  
[www.nhtsa.gov](http://www.nhtsa.gov) | 888-327-4236

**Centers for Disease Control and Prevention**  
[www.cdc.gov/Motorvehiclesafety](http://www.cdc.gov/Motorvehiclesafety) | 800-CDC-INFO

**National Complete Streets Coalition**  
[www.smartgrowthamerica.org/complete-streets](http://www.smartgrowthamerica.org/complete-streets) | 202-207-3355

 Easter Seals Project ACTION (ESPA) is funded through a cooperative agreement with the U.S. Department of Transportation, Federal Transit Administration, and is administered by Easter Seals, Inc. This information is disseminated by ESPA in the interest of information exchange. Neither Easter Seals nor the U.S. DOT, FTA assumes liability for its contents or use.

**Easter Seals Project ACTION**  
 1425 K Street N.W. Suite 200  
 Washington, D.C. 20005  
 (800) 659-6428 | (202) 347-7385 (TTY)  
[projectaction@easterseals.com](mailto:projectaction@easterseals.com)  
[www.projectaction.org](http://www.projectaction.org)



# Driver & Pedestrian Guide to Sharing the Road Safely



## Walking and Cycling Safely

Pedestrians, people using wheelchairs or scooters, and bicyclists are also responsible for following traffic safety guidelines. Here are some steps that people walking or cycling on and near roads can use to arrive at their destinations safely.

- **Wear reflectors** and light-colored clothing; small lights and reflective straps are inexpensive and can be found at local bike stores.
- **Dress appropriately** for the weather; comfortable and stable footwear is especially helpful.
- **Warn others** when approaching and allow plenty of space when passing slower pedestrians, especially when using a bicycle, wheelchair or scooter.



IMAGES EXCEPT WHERE NOTED COURTESY OF WWW.PEDBIKEIMAGES.ORG / DAN BURDEN

- **Use hand-signals** when turning or changing lanes while bicycling.
- **Establish eye contact** with drivers before crossing in front of them. Don't assume that all drivers will yield.
- **Cross the street in crosswalks** or at corners if crosswalks are not available. Jaywalking or crossing mid-street where no crosswalk is present is dangerous for everyone involved.
- **Follow pedestrian traffic signals.** Never cross against the light, even when there is no traffic.
- **Plan your route** and consider all options to travel safely. Traffic and lighting may vary by time of day. The shortest route may not be the safest.



ISTOCKPHOTO

## Distractions Can be Deadly

Distractions can be equally dangerous for drivers, pedestrians, cyclists, and people using wheelchairs.

The U.S. Dept. of Transportation reports that there are three types of distractions: visual, manual and cognitive. Texting requires visual, manual and cognitive attention, making it one of the most dangerous distractions.

- **Don't text, talk on the phone** or use other portable electronic devices while walking, cycling or driving.
- **Navigate intersections** as efficiently as possible. Pay attention to your surroundings—not your phone—when crossing streets.



WWW.PEDBIKEIMAGES.ORG / LAURA SANDT



**Distractions can be equally dangerous for drivers, pedestrians, cyclists, and people using wheelchairs.**

**According to the Consumer Product Safety Commission, in 2012 over 1,150 people were treated in emergency rooms in the United States after accidents while using handheld devices.**



Streets are the arteries of our neighborhoods. They connect us to places and activities, provide structure for transportation, offer public spaces for utilities, and define a sense of place in the community.

Everyone should be able to travel public streets and pathways safely, regardless of their abilities and transportation choice. **You can help make travel safe for all by practicing safe driving and pedestrian skills.**

JAMES C. GHIEMMETTI, Chair  
 CARL GUARDINO, Vice Chair  
 BOB ALVARADO  
 DARIUS ASSEMI  
 YVONNE B. BURKE  
 LUCETTA DUNN  
 JAMES EARP  
 DARIO FROMMER  
 FRAN INMAN  
 JOSEPH TAVAGLIONE

STATE OF CALIFORNIA

EDMUND G. BROWN Jr., Governor



SENATOR MARK DESAULNIER, Ex Officio  
 ASSEMBLY MEMBER BONNIE LOWENTHAL, Ex Officio

Andre Boutros, Executive Director

## CALIFORNIA TRANSPORTATION COMMISSION

1120 N STREET, MS-52  
 SACRAMENTO, CA 95814  
 P. O. BOX 942873  
 SACRAMENTO, CA 94273-0001  
 FAX (916) 653-2134  
 (916) 654-4245  
<http://www.catc.ca.gov>

July 19, 2013

TO: REGIONAL TRANSPORTATION PLANNING AGENCIES  
 APPLICANTS FOR THE ELDERLY AND DISABLED TRANSIT PROGRAM

The State Review Committee has verified the scored applications for the Federal Fiscal Year (FFY) 2012 Elderly and Disabled Transit Program (Title 49 U.S.C. Section 5310) received from the Regional Transportation Planning Agencies. Program criteria adopted by the California Transportation Commission (Commission), was used to develop the enclosed draft statewide prioritized project list.

In those instances where there was a sizable difference between regional and State Review Committee (SRC) project scores, the regions were contacted by the Department of Transportation (Department) and the differences thoroughly discussed. The projects have been prioritized based on the Commission's adopted procedures for prioritizing projects.

Approximately \$13.6 million in federal funding (including the 11.47% local Toll Credit match) is expected to be available. Given this estimate, projects with a score of 84 and above would be candidates for funding, dependent on the outcome of the staff level conference scheduled on September 4, 2013.

Commission staff will recommend a final adopted list that represents a level of project funding down to \$15 million, nearly 110% of the estimated available federal funding, to allow flexibility for replacement if projects within 100% of available funding are not deliverable. The 110% funding line is a score of 83 and above.

The staff level conference scheduled on September 4, 2013 at 9:30 a.m. will be held in the Division of Mass Transportation's conference room located at 1120 N Street in Sacramento. The purpose of this conference is to discuss the draft statewide-prioritized project list and hear any appeals on technical issues. Only appeals based on actions that occurred at the statewide level will be considered. The appealing agency must demonstrate by using documentation from its original application that the Commission's adopted program criteria were incorrectly applied by the SRC.

Agencies planning to make a technical appeal must call the Department at their toll free number (888) 472-6816 to schedule a speaking time. Each agency will be allowed a maximum of 10 minutes for their appeal. The appeal must also be submitted in writing, and can be brought to the staff level conference, faxed, or mailed to the following address:

State Review Committee - Section 5310  
c/o Department of Transportation  
1120 N Street, Room 3300 - MS 39  
Sacramento, CA 95814  
Attention: Mr. Chuck Gunter

FAX: 916-654-9366

After the conference, the State Review Committee will revise the list as necessary, and Commission staff will submit the final statewide-prioritized list for adoption. The Commission will hold its mandated public hearing during its October 2013 meeting to discuss the prioritized list and overall program policy. Following the hearing, the Commission may adopt the Statewide Prioritized Project List as the FFY 2011-12 Program of Projects (POP) for the Federal Transit Administration Section 5310 Elderly and Disabled Transit Program.

Sincerely,



JUAN GUZMAN  
Associate Deputy Director

Enclosure

cc: Members, California Transportation Commission  
Malcolm Dougherty, Director, California Department of Transportation  
FTA Section 5310 State Review Committee



FTA Section 5310 Elderly and Disabled Transit Program  
FY 2012 Statewide Prioritized List  
(IN STATE SCORE PRIORITY ORDER)

Agency	Co	Urban / Rural	Project	Type	Vin	Year	Miles	FTA Match (Toll Credits)	FTA 5310 Share	Total Project \$	Cumulative (Federal \$)	State Score
Mountain Shadows Support Group, MSSG	SD	U&R	Modified Raised Top	R	46011	2004	72,500	\$ 5,735	\$ 44,265	\$ 50,000	\$ 50,000	100
Mountain Shadows Support Group, MSSG	SD	U&R	Modified Raised Top	R	47524	2005	184,995	\$ 5,735	\$ 44,265	\$ 50,000	\$ 100,000	100
Mountain Shadows Support Group, MSSG	SD	U&R	Medium Bus	R	85134	2003	101,224	\$ 7,685	\$ 59,315	\$ 67,000	\$ 167,000	100
Outreach & Escort, Inc.	SCL	U	Minivan	R	38704	2006	210,901	\$ 5,162	\$ 39,839	\$ 45,000	\$ 212,000	100
Outreach & Escort, Inc.	SCL	U	Minivan	R	36198	2006	206,050	\$ 5,162	\$ 39,839	\$ 45,000	\$ 257,000	100
Outreach & Escort, Inc.	SCL	U	Minivan	R	36457	2006	203,413	\$ 5,162	\$ 39,839	\$ 45,000	\$ 302,000	100
Outreach & Escort, Inc.	SCL	U	Minivan	R	37672	2006	175,308	\$ 5,162	\$ 39,839	\$ 45,000	\$ 347,000	100
Outreach & Escort, Inc.	SCL	U	Minivan	R	35520	2006	176,511	\$ 5,162	\$ 39,839	\$ 45,000	\$ 392,000	100
Outreach & Escort, Inc.	SCL	U	Minivan	R	36553	2006	181,435	\$ 5,162	\$ 39,839	\$ 45,000	\$ 437,000	100
Outreach & Escort, Inc.	SCL	U	Minivan	R	34575	2006	187,052	\$ 5,162	\$ 39,839	\$ 45,000	\$ 482,000	100
Outreach & Escort, Inc.	SCL	U	Minivan	R	39045	2006	196,825	\$ 5,162	\$ 39,839	\$ 45,000	\$ 527,000	100
Outreach & Escort, Inc.	SCL	U	Minivan	R	44952	2006	175,478	\$ 5,162	\$ 39,839	\$ 45,000	\$ 572,000	100
Outreach & Escort, Inc.	SCL	U	Minivan	R	45953	2006	180,807	\$ 5,162	\$ 39,839	\$ 45,000	\$ 617,000	100
Outreach & Escort, Inc.	SCL	U	Minivan	R	44580	2006	185,612	\$ 5,162	\$ 39,839	\$ 45,000	\$ 662,000	100
Outreach & Escort, Inc.	SCL	U	Minivan	R	45066	2006	178,175	\$ 5,162	\$ 39,839	\$ 45,000	\$ 707,000	100
Outreach & Escort, Inc.	SCL	U	Minivan	R	45008	2006	178,376	\$ 5,162	\$ 39,839	\$ 45,000	\$ 752,000	100
Outreach & Escort, Inc.	SCL	U	Base Station	OE				\$ 287	\$ 2,213	\$ 2,500	\$ 754,500	100
Outreach & Escort, Inc.	SCL	U	Mobile Radio (13)	OE				\$ 1,417	\$ 10,933	\$ 12,350	\$ 766,850	100
Fresno County Economic Oppurtunities Commission	FRE	U	Large Bus	R	85228	2004	205,254	\$ 8,373	\$ 64,627	\$ 73,000	\$ 839,850	99
Fresno County Economic Oppurtunities Commission	FRE	U	Large Bus	R	85236	2004	210,212	\$ 8,373	\$ 64,627	\$ 73,000	\$ 912,850	99
Fresno County Economic Oppurtunities Commission	FRE	U	Large Bus	R	85237	2004	228,911	\$ 8,373	\$ 64,627	\$ 73,000	\$ 985,850	99
Fresno County Economic Oppurtunities Commission	FRE	U	Large Bus	R	85238	2004	213,101	\$ 8,373	\$ 64,627	\$ 73,000	\$ 1,058,850	99
Fresno County Economic Oppurtunities Commission	FRE	U	Large Bus	R	85239	2004	218,525	\$ 8,373	\$ 64,627	\$ 73,000	\$ 1,131,850	99
Fresno County Economic Oppurtunities Commission	FRE	U	Large Bus	R	85241	2004	206,210	\$ 8,373	\$ 64,627	\$ 73,000	\$ 1,204,850	99
Fresno County Economic Oppurtunities Commission	FRE	U	Large Bus	R	85243	2004	216,015	\$ 8,373	\$ 64,627	\$ 73,000	\$ 1,277,850	99
Fresno County Economic Oppurtunities Commission	FRE	U	Large Bus	R	93881	2005	232,592	\$ 8,373	\$ 64,627	\$ 73,000	\$ 1,350,850	99
Fresno County Economic Oppurtunities Commission	FRE	U	Computer Hardware	OE				\$ 1,815	\$ 14,009	\$ 15,824	\$ 1,366,674	99
Home of Guiding Hands Corporation	SD	U&R	Medium Bus	R	64630	2003	97,500	\$ 7,685	\$ 59,315	\$ 67,000	\$ 1,433,674	99

FTA Section 5310 Elderly and Disabled Transit Program  
FY 2012 Statewide Prioritized List  
(IN STATE SCORE PRIORITY ORDER)

Agency	Co	Urban / Rural	Project	Type	Vin	Year	Miles	FTA Match (Toll Credits)	FTA 5310 Share	Total Project \$	Cumulative (Federal \$)	State Score
Home of Guiding Hands Corporation	SD	U&R	Medium Bus	R	01501	2003	65,000	\$ 7,685	\$ 59,315	\$ 67,000	\$ 1,500,674	99
Abrazar	ORA	U	Small Bus	R	00121	2001	279,648	\$ 6,882	\$ 60,000	\$ 60,000	\$ 1,560,674	98
Abrazar	ORA	U	Small Bus	R	00142	2001	276,479	\$ 6,882	\$ 60,000	\$ 60,000	\$ 1,620,674	98
Abrazar	ORA	U	40 GPS Units	OE				\$ 1,147	\$ 10,000	\$ 10,000	\$ 1,630,674	98
Abrazar	ORA	U	10 Computers	OE				\$ 1,602	\$ 13,970	\$ 13,970	\$ 1,644,644	98
Abrazar	ORA	U	10 Restraints	OE				\$ 692	\$ 6,030	\$ 6,030	\$ 1,650,674	98
Abrazar	ORA	U	Mobile Radios (10)	OE				\$ 1,147	\$ 10,000	\$ 10,000	\$ 1,660,674	98
Mountain Shadows Support Group, MSSG	SD	U&R	Modified Raised Top	SE				\$ 5,735	\$ 44,265	\$ 50,000	\$ 1,710,674	98
Home of Guiding Hands Corporation	SD	U&R	Large Bus	SE				\$ 8,373	\$ 64,627	\$ 73,000	\$ 1,783,674	97
Home of Guiding Hands Corporation	SD	U&R	Base Station (2)	OE				\$ 2,294	\$ 17,706	\$ 5,000	\$ 1,788,674	97
Home of Guiding Hands Corporation	SD	U&R	Mobile Radios (15)	OE				\$ 2,294	\$ 17,706	\$ 15,000	\$ 1,803,674	97
Home of Guiding Hands Corporation	SD	U&R	Large Bus	SE				\$ 8,373	\$ 64,627	\$ 73,000	\$ 1,876,674	97
Mountain Shadows Support Group, MSSG	SD	U&R	Modified Raised Top	SE				\$ 5,735	\$ 44,265	\$ 50,000	\$ 1,926,674	97
Opportunity Center, Inc.		R	Large Bus	R	18798	2007	251,468	\$ 8,373	\$ 64,627	\$ 73,000	\$ 1,999,674	97
Opportunity Center, Inc.		R	Large Bus	R	18805	2007	240,747	\$ 8,373	\$ 64,627	\$ 73,000	\$ 2,072,674	97
Home of Guiding Hands Corporation	SD	U&R	Large Bus	SE				\$ 8,373	\$ 64,627	\$ 73,000	\$ 2,145,674	96
Home of Guiding Hands Corporation	SD	U&R	Large Bus	SE				\$ 8,373	\$ 64,627	\$ 73,000	\$ 2,218,674	96
UCP/Ride-On	SLO	R	Large Bus	R	85226	2003	287,500	\$ 8,373	\$ 64,627	\$ 73,000	\$ 2,291,674	96
UCP/Ride-On	SLO	R	Small Bus	R	26584	2008	234,257	\$ 6,882	\$ 53,118	\$ 60,000	\$ 2,351,674	96
UCP/Ride-On	SLO	R	Small Bus	R	26585	2008	255,910	\$ 6,882	\$ 53,118	\$ 60,000	\$ 2,411,674	96
Work Training Center	BUT	U	Large Bus	R	75414	2006	233,506	\$ 8,373	\$ 64,627	\$ 73,000	\$ 2,484,674	95
Work Training Center	BUT	U	Mobile Radios (3)	OE				\$ 344	\$ 2,656	\$ 3,000	\$ 2,487,674	95
Work Training Center	BUT	U	W/C restraints (12 sets)	OE				\$ 532	\$ 4,102	\$ 4,634	\$ 2,492,308	95
Mountain Shadows Support Group, MSSG	SD	U&R	Medium Bus	R	46503	2005	95,220	\$ 7,685	\$ 59,315	\$ 67,000	\$ 2,559,308	95
Mountain Shadows Support Group, MSSG	SD	U&R	Medium Bus	R	46504	2005	98,700	\$ 7,685	\$ 59,315	\$ 67,000	\$ 2,626,308	95
El Dorado County Transit Authority	ELD	R	Larger Bus	R	18235	2003	211,116	\$ 12,044	\$ 92,956	\$ 105,000	\$ 2,731,308	94
El Dorado County Transit Authority	ELD	R	Larger Bus	R	19885	2007	259,959	\$ 12,044	\$ 92,956	\$ 105,000	\$ 2,836,308	94
El Dorado County Transit Authority	ELD	R	Minivan	R	63299	2008	161,414	\$ 5,162	\$ 39,838	\$ 45,000	\$ 2,881,308	94
City of Fresno Department of Transportation	FRE	U	Small Bus	R	32200	2004	280,663	\$ 6,882	\$ 53,118	\$ 60,000	\$ 2,941,308	94
City of Fresno Department of Transportation	FRE	U	Small Bus	R	64003	2005	259,423	\$ 6,882	\$ 53,118	\$ 60,000	\$ 3,001,308	94
City of Fresno Department of Transportation	FRE	U	Small Bus	R	64005	2005	292,428	\$ 6,882	\$ 53,118	\$ 60,000	\$ 3,061,308	94
City of Fresno Department of Transportation	FRE	U	Small Bus	R	64006	2005	295,885	\$ 6,882	\$ 53,118	\$ 60,000	\$ 3,121,308	94
City of Fresno Department of Transportation	FRE	U	Small Bus	R	64007	2005	298,054	\$ 6,882	\$ 53,118	\$ 60,000	\$ 3,181,308	94
City of Fresno Department of Transportation	FRE	U	Small Bus	R	64008	2005	295,165	\$ 6,882	\$ 53,118	\$ 60,000	\$ 3,241,308	94
City of Fresno Department of Transportation	FRE	U	Medium Bus	R	47758	2007	262,640	\$ 7,685	\$ 59,315	\$ 67,000	\$ 3,308,308	94
City of Fresno Department of Transportation	FRE	U	Medium Bus	R	47752	2007	270,723	\$ 7,685	\$ 59,315	\$ 67,000	\$ 3,375,308	94
City of Fresno Department of Transportation	FRE	U	CAD/AVL units	OE				\$ 4,577	\$ 35,323	\$ 39,900	\$ 3,415,208	94
Inyo-Mono Association for the Handicapped (IMAH)	INY	R	Medium Bus	SE				\$ 7,685	\$ 59,315	\$ 67,000	\$ 3,482,208	94
MST	MON	R	Medium Bus	R	72418	2006	295,912	\$ 7,685	\$ 59,315	\$ 67,000	\$ 3,549,208	94
MST	MON	R	Medium Bus	R	72419	2006	293,130	\$ 7,685	\$ 59,315	\$ 67,000	\$ 3,616,208	94

FTA Section 5310 Elderly and Disabled Transit Program  
FY 2012 Statewide Prioritized List  
(IN STATE SCORE PRIORITY ORDER)

Agency	Co	Urban / Rural	Project	Type	Vin	Year	Miles	FTA Match (Toll Credits)	FTA 5310 Share	Total Project \$	Cumulative (Federal \$)	State Score
MST	MON	R	Medium Bus	R	59194	2007	265,999	\$ 7,685	\$ 59,315	\$ 67,000	\$ 3,683,208	94
MST	MON	R	Medium Bus	R	59195	2007	260,233	\$ 7,685	\$ 59,315	\$ 67,000	\$ 3,750,208	94
MST	MON	R	Medium Bus	R	61208	2007	245,366	\$ 7,685	\$ 59,315	\$ 67,000	\$ 3,817,208	94
MST	MON	R	Medium Bus	R	46320	2008	226,353	\$ 7,685	\$ 59,315	\$ 67,000	\$ 3,884,208	94
MST	MON	R	Medium Bus	R	52063	2008	259,989	\$ 7,685	\$ 59,315	\$ 67,000	\$ 3,951,208	94
MST	MON	R	Mobile Radios (16)	OE				\$ 1,835	\$ 14,165	\$ 16,000	\$ 3,967,208	94
Orange County Adult Achievement Center	ORA	U	Cameras (10)	OE				\$ 2,294	\$ 20,000	\$ 20,000	\$ 3,987,208	94
Orange County Adult Achievement Center	ORA	U	Mobile Data Terminals (3)	OE				\$ 2,181	\$ 19,017	\$ 19,017	\$ 4,006,225	94
Pace Solano	SOL	U	Small Bus	R	62746	2003	154,231	\$ 6,882	\$ 53,118	\$ 60,000	\$ 4,066,225	94
Pace Solano	SOL	U	Medium Bus	R	82257	2003	109,306	\$ 7,685	\$ 59,315	\$ 67,000	\$ 4,133,225	94
Pace Solano	SOL	U	Large Bus	R	67894	2003	163,050	\$ 8,373	\$ 64,627	\$ 73,000	\$ 4,206,225	94
Pace Solano	SOL	U	Large Bus	R	70669	2003	135,595	\$ 8,373	\$ 64,627	\$ 73,000	\$ 4,279,225	94
Pace Solano	SOL	U	Large Bus	R	67892	2003	145,126	\$ 8,373	\$ 64,627	\$ 73,000	\$ 4,352,225	94
Pace Solano	SOL	U	Large Bus	R	67895	2003	139,145	\$ 8,373	\$ 64,627	\$ 73,000	\$ 4,425,225	94
Pace Solano	SOL	U	Large Bus	R	65368	2003	86,012	\$ 8,373	\$ 64,627	\$ 73,000	\$ 4,498,225	94
Pace Solano	SOL	U	Large Bus	R	3765	1998	153,652	\$ 8,373	\$ 64,627	\$ 73,000	\$ 4,571,225	94
Abrazar	ORA	U	Minivan	SE				\$ 5,162	\$ 45,000	\$ 45,000	\$ 4,616,225	93
Abrazar	ORA	U	Minivan	SE				\$ 5,162	\$ 45,000	\$ 45,000	\$ 4,661,225	93
Abrazar	ORA	U	Minivan	SE				\$ 5,162	\$ 45,000	\$ 45,000	\$ 4,706,225	93
Abrazar	ORA	U	Minivan	SE				\$ 5,162	\$ 45,000	\$ 45,000	\$ 4,751,225	93
Friends of Adult Day Health Care Centers	SD	U&R	Medium Bus	N				\$ 7,685	\$ 59,315	\$ 67,000	\$ 4,818,225	93
Friends of Children with Special Needs	ALA	U	Medium Bus	SE				\$ 7,685	\$ 59,315	\$ 67,000	\$ 4,885,225	92
Friends of Children with Special Needs	ALA	U	Medium Bus	SE				\$ 7,685	\$ 59,315	\$ 67,000	\$ 4,952,225	92
UCP of Greater Sacramento, Inc.	SAC	U	Cameras (16)	OE				\$ 4,575	\$ 35,313	\$ 39,888	\$ 4,992,113	92
HCAR	HUM	R	Small Bus	R	42516	2001	77,029	\$ 6,882	\$ 53,118	\$ 60,000	\$ 5,052,113	91
HCAR	HUM	R	Computer Hardware/Software	OE				\$ 1,096	\$ 8,457	\$ 9,553	\$ 5,061,666	91
Gold Country Telecare, Inc.	NEV	R	Small Bus	R	77452	2001	225,530	\$ 6,882	\$ 53,118	\$ 60,000	\$ 5,121,666	91
Gold Country Telecare, Inc.	NEV	R	Large Bus	R	40387	2006	140,198	\$ 8,373	\$ 64,627	\$ 73,000	\$ 5,194,666	91
Gold Country Telecare, Inc.	NEV	R	Mobile Radios (4)	OE				\$ 459	\$ 3,541	\$ 4,000	\$ 5,198,666	91
Golden Rain Foundation Laguna Woods	ORA	U	Larger Bus	R	05971	1997	449,133	\$ 12,044	\$ 105,000	\$ 105,000	\$ 5,303,666	91
Golden Rain Foundation Laguna Woods	ORA	U	Larger Bus	R	05972	1997	436,872	\$ 12,044	\$ 105,000	\$ 105,000	\$ 5,408,666	91
Golden Rain Foundation Laguna Woods	ORA	U	Larger Bus	R	00173	2000	380,095	\$ 12,044	\$ 105,000	\$ 105,000	\$ 5,513,666	91
Horizon Cross Cultural Center	ORA	U	Modified Raised Top	R	30028	2008	168,009	\$ 5,735	\$ 50,000	\$ 50,000	\$ 5,563,666	91
Peppermint Ridge	RIV	U	Modified Raised Top	R	85640	2002	100,560	\$ 5,735	\$ 44,265	\$ 50,000	\$ 5,613,666	91
Peppermint Ridge	RIV	U	Mobile Radio (1)	OE				\$ 115	\$ 885	\$ 1,000	\$ 5,614,666	91
T.E.R.I., Inc.	SD	U&R	Minivan	R	86145	2004	216,087	\$ 5,162	\$ 39,839	\$ 45,000	\$ 5,659,666	91
T.E.R.I., Inc.	SD	U&R	Medium Bus	R	64661	2005	156,434	\$ 7,685	\$ 59,315	\$ 67,000	\$ 5,726,666	91
UCP/Ride-On	SLO	R	Small Bus	R	26586	2008	209,199	\$ 6,882	\$ 53,118	\$ 60,000	\$ 5,786,666	91
UCP/Ride-On	SLO	R	Minivan	SE				\$ 5,162	\$ 39,838	\$ 45,000	\$ 5,831,666	91
UCP/Ride-On	SLO	R	Medium Bus	SE				\$ 7,685	\$ 59,315	\$ 67,000	\$ 5,898,666	91
UCP/Ride-On	SLO	R	Large Bus	SE				\$ 8,373	\$ 64,627	\$ 73,000	\$ 5,971,666	91
UCP/Ride-On	SLO	R	Large Bus	SE				\$ 8,373	\$ 64,627	\$ 73,000	\$ 6,044,666	91
Work Training Center	BUT	U	Large Bus	R	72413	2006	213,413	\$ 8,373	\$ 64,627	\$ 73,000	\$ 6,117,666	90
Work Training Center	BUT	U	Large Bus	R	18796	2007	204,562	\$ 8,373	\$ 64,627	\$ 73,000	\$ 6,190,666	90
ARC Imperial Valley	IMP	U&R	Large Bus	SE				\$ 5,373	\$ 64,627	\$ 73,000	\$ 6,263,666	90
North of the River	KER	U	Minivan	R	54613	2005	172,234	\$ 5,162	\$ 39,839	\$ 45,000	\$ 6,308,666	90
North of the River	KER	U	(1) Recall & Recording	OE				\$ 918	\$ 7,082	\$ 8,000	\$ 6,316,666	90
North of the River	KER	U	Mobile Radios (6)	OE				\$ 688	\$ 5,312	\$ 6,000	\$ 6,322,666	90
ACCESS SERVICES INCORPORATED	LA	U	Minivan	R	11149	2008	204,707	\$ 5,162	\$ 39,839	\$ 45,000	\$ 6,367,666	90
ACCESS SERVICES INCORPORATED	LA	U	Minivan	R	11188	2008	203,021	\$ 5,162	\$ 39,839	\$ 45,000	\$ 6,412,666	90

FTA Section 5310 Elderly and Disabled Transit Program  
FY 2012 Statewide Prioritized List  
(IN STATE SCORE PRIORITY ORDER)

Agency	Co	Urban / Rural	Project	Type	Vin	Year	Miles	FTA Match (Toll Credits)	FTA 5310 Share	Total Project \$	Cumulative (Federal \$)	State Score
ACCESS SERVICES INCORPORATED	LA	U	Minivan	R	0-9813	2008	202,911	\$ 5,162	\$ 39,839	\$ 45,000	\$ 6,457,666	90
ACCESS SERVICES INCORPORATED	LA	U	Minivan	R	11238	2008	201,787	\$ 5,162	\$ 39,839	\$ 45,000	\$ 6,502,666	90
ACCESS SERVICES INCORPORATED	LA	U	Minivan	R	0-9857	2008	201,540	\$ 5,162	\$ 39,839	\$ 45,000	\$ 6,547,666	90
ACCESS SERVICES INCORPORATED	LA	U	Minivan	R	11190	2008	201,319	\$ 5,162	\$ 39,839	\$ 45,000	\$ 6,592,666	90
ACCESS SERVICES INCORPORATED	LA	U	Minivan	R	0-9926	2008	199,594	\$ 5,162	\$ 39,839	\$ 45,000	\$ 6,637,666	90
ACCESS SERVICES INCORPORATED	LA	U	Minivan	R	49469	2008	199,486	\$ 5,162	\$ 39,839	\$ 45,000	\$ 6,682,666	90
ACCESS SERVICES INCORPORATED	LA	U	Minivan	R	0-9427	2008	199,385	\$ 5,162	\$ 39,839	\$ 45,000	\$ 6,727,666	90
ACCESS SERVICES INCORPORATED	LA	U	Minivan	R	10927	2008	199,077	\$ 5,162	\$ 39,839	\$ 45,000	\$ 6,772,666	90
ACCESS SERVICES INCORPORATED	LA	U	Minivan	R	54638	2008	199,063	\$ 5,162	\$ 39,839	\$ 45,000	\$ 6,817,666	90
ACCESS SERVICES INCORPORATED	LA	U	Minivan	R	0-9741	2008	198,911	\$ 5,162	\$ 39,839	\$ 45,000	\$ 6,862,666	90
ACCESS SERVICES INCORPORATED	LA	U	Minivan	R	66554	2008	198,396	\$ 5,162	\$ 39,839	\$ 45,000	\$ 6,907,666	90
Brethren Hillcrest Homes	LA	U	Large Bus	R	76001	2002	120,911	\$ 8,373	\$ 64,627	\$ 73,000	\$ 6,980,666	90
Angel View, Inc.	RIV	U&R	Larger Bus	SE				\$ 12,044	\$ 92,957	\$ 105,000	\$ 7,085,666	90
Angel View, Inc.	RIV	U&R	Larger Bus	SE				\$ 12,044	\$ 92,957	\$ 105,000	\$ 7,190,666	90
Mountain Shadows Support Group, MSSG	SD	U&R	Medium Bus	R	20846	2006	96,000	\$ 7,685	\$ 59,315	\$ 67,000	\$ 7,257,666	90
WATCH Resources, Incorporated	TUO	R	Modified Raised Top	R	48679	2004	107,294	\$ 5,735	\$ 44,265	\$ 50,000	\$ 7,307,666	90
WATCH Resources, Incorporated	TUO	R	Modified Raised Top	R	48680	2004	88,325	\$ 5,735	\$ 44,265	\$ 50,000	\$ 7,357,666	90
WATCH Resources, Incorporated	TUO	R	Medium Bus	R	69928	2004	188,310	\$ 7,685	\$ 59,315	\$ 67,000	\$ 7,424,666	90
WATCH Resources, Incorporated	TUO	R	Medium Bus	R	43156	2003	246,420	\$ 7,685	\$ 59,315	\$ 67,000	\$ 7,491,666	90
WATCH Resources, Incorporated	TUO	R	Medium Bus	R	43155	2003	155,205	\$ 7,685	\$ 59,315	\$ 67,000	\$ 7,558,666	90
WATCH Resources, Incorporated	TUO	R	Mobile Radios (6)	OE				\$ 584	\$ 4,508	\$ 5,093	\$ 7,563,758	90
El Dorado County Transit Authority	ELD	R	Larger Bus	R	17741	2007	229,881	\$ 12,044	\$ 92,956	\$ 105,000	\$ 7,668,758	89
Redwood Coast Seniors	MEN	R	Small Bus	R	86207	2004	113,070	\$ 6,882	\$ 53,118	\$ 60,000	\$ 7,728,758	89
MST	MON	R	Medium Bus	R	52035	2008	217,025	\$ 7,685	\$ 59,315	\$ 67,000	\$ 7,795,758	89
Age Well	ORA	U	Minivan	R	80205	2000	184,598	\$ 5,162	\$ 45,000	\$ 45,000	\$ 7,840,758	89
Age Well	ORA	U	Large Bus	R	88959	1999	131,162	\$ 8,373	\$ 73,000	\$ 73,000	\$ 7,913,758	89
Age Well	ORA	U	Large Bus	R	10828	2001	117,728	\$ 8,373	\$ 73,000	\$ 73,000	\$ 7,986,758	89
Age Well	ORA	U	Large Bus	R	54342	2002	106,251	\$ 8,373	\$ 73,000	\$ 73,000	\$ 8,059,758	89
Age Well	ORA	U	Large Bus	R	54341	2002	122,278	\$ 8,373	\$ 73,000	\$ 73,000	\$ 8,132,758	89
Age Well	ORA	U	Large Bus	R	54343	2002	120,886	\$ 8,373	\$ 73,000	\$ 73,000	\$ 8,205,758	89
Age Well	ORA	U	Large Bus	R	76562	2002	137,821	\$ 8,373	\$ 73,000	\$ 73,000	\$ 8,278,758	89
Age Well	ORA	U	Large Bus	R	76563	2002	113,921	\$ 8,373	\$ 73,000	\$ 73,000	\$ 8,351,758	89
Age Well	ORA	U	Scheduling Software	OE				\$ 4,588	\$ 40,000	\$ 40,000	\$ 8,391,758	89
PRIDE Industries One, Inc.	PLA	U&R	Medium Bus	R	19364	2005	200,908	\$ 7,685	\$ 59,315	\$ 67,000	\$ 8,458,758	89
PRIDE Industries One, Inc.	PLA	U&R	Cameras (38)	OE				\$ 4,472	\$ 34,517	\$ 38,989	\$ 8,497,747	89
UCP of Greater Sacramento, Inc.	SAC	U	Large Bus	R	10176	2007	204,396	\$ 8,373	\$ 64,627	\$ 73,000	\$ 8,570,747	89
UCP of Greater Sacramento, Inc.	SAC	U	Large Bus	R	50161	2006	219,888	\$ 8,373	\$ 64,627	\$ 73,000	\$ 8,643,747	89
UCP of Greater Sacramento, Inc.	SAC	U	Large Bus	R	50160	2006	216,804	\$ 8,373	\$ 64,627	\$ 73,000	\$ 8,716,747	89
UCP of Greater Sacramento, Inc.	SAC	U	Large Bus	R	50159	2006	212,239	\$ 8,373	\$ 64,627	\$ 73,000	\$ 8,789,747	89
UCP of Greater Sacramento, Inc.	SAC	U	Large Bus	R	56069	2005	221,724	\$ 8,373	\$ 64,627	\$ 73,000	\$ 8,862,747	89
UCP of Greater Sacramento, Inc.	SAC	U	Large Bus	R	51813	2005	202,722	\$ 8,373	\$ 64,627	\$ 73,000	\$ 8,935,747	89



FTA Section 5310 Elderly and Disabled Transit Program  
FY 2012 Statewide Prioritized List  
(IN STATE SCORE PRIORITY ORDER)

Agency	Co	Urban / Rural	Project	Type	Vin	Year	Miles	FTA Match (Toll Credits)	FTA 5310 Share	Total Project \$	Cumulative (Federal \$)	State Score
Tulare County Training Center for the Handicapped (dba ABLE Industries)	TUL	U&R	Small Bus	R	1443	2003	156,000	\$ 6,882	\$ 53,118	\$ 60,000	\$ 8,995,747	89
City of Eureka	HUM	R	Mobile Radio (3)	OE				\$ 161	\$ 1,240	\$ 1,401	\$ 8,997,148	88
City of Eureka	HUM	R	Base Station (2)	OE				\$ 363	\$ 2,803	\$ 3,166	\$ 9,000,314	88
Bakersfield ARC	KER	U	Minivan	R	25573	2006	189,351	\$ 5,735	\$ 44,265	\$ 50,000	\$ 9,050,314	88
Bakersfield ARC	KER	U	Minivan	R	32319	2006	205,452	\$ 5,735	\$ 44,265	\$ 50,000	\$ 9,100,314	88
Bakersfield ARC	KER	U	Minivan	R	08874	2003	246,827	\$ 5,735	\$ 44,265	\$ 50,000	\$ 9,150,314	88
Aids Services Foundation Orange County	ORA	U	Minivan	R	43189	2005	181,756	\$ 5,162	\$ 45,000	\$ 45,000	\$ 9,195,314	88
Desert Arc	RIV	U&R	Minivan	R	12129	2000	181,837	\$ 5,162	\$ 39,839	\$ 45,000	\$ 9,240,314	88
Desert Arc	RIV	U&R	Medium Bus (CNG)	R	76578	2002	230,396	\$ 10,438	\$ 80,562	\$ 91,000	\$ 9,331,314	88
Desert Arc	RIV	U&R	Large Bus	R	03151	2000	163,336	\$ 8,373	\$ 64,627	\$ 73,000	\$ 9,404,314	88
Easter Seals Superior CA	SAC	U&R	Large Bus	R	17660	1999	149,042	\$ 8,373	\$ 64,627	\$ 73,000	\$ 9,477,314	88
On Lok Senior Health Services	SF	U	Small Bus	R	31758	2004	9,658	\$ 6,882	\$ 53,118	\$ 60,000	\$ 9,537,314	88
Solano County Transit (SolTrans)	SOL	U	Computer Software	OE				\$ 4,325	\$ 33,383	\$ 37,708	\$ 9,575,022	88
Porterville Sheltered Workshop	TUL	U&R	Computer Hardware (5)	OE	-	-	-	\$ 631	\$ 4,874	\$ 5,505	\$ 9,580,527	88
Porterville Sheltered Workshop	TUL	U&R	Computer Software (Fleet Management)	OE	-	-	-	\$ 1,093	\$ 8,433	\$ 9,526	\$ 9,590,053	88
Porterville Sheltered Workshop	TUL	U&R	Hardware Copier/Fax/Scanner	OE	-	-	-	\$ 691	\$ 5,331	\$ 6,022	\$ 9,596,075	88
Yolo Adult Day Health Center	YOL	U&R	Medium Bus	R	62656	2003	126,440	\$ 7,685	\$ 59,315	\$ 67,000	\$ 9,663,075	88
Yolo Adult Day Health Center	YOL	U&R	Medium Bus	R	62655	2003	108,046	\$ 7,685	\$ 59,315	\$ 67,000	\$ 9,730,075	88
Orange County Adult Achievement Center	ORA	U	Large Bus	SE				\$ 8,373	\$ 73,000	\$ 73,000	\$ 9,803,075	87
San Diego Center for the Blind	SD	U&R	Medium Bus	SE				\$ 7,685	\$ 59,315	\$ 67,000	\$ 9,870,075	87
San Diego Center for the Blind	SD	U&R	Medium Bus, CNG	SE				\$ 10,438	\$ 80,562	\$ 91,000	\$ 9,961,075	87
Alzheimer's Services of the East Bay	ALA	U	Small Bus	R	63071	2002	171,073	\$ 6,882	\$ 53,118	\$ 60,000	\$ 10,021,075	86
Alzheimer's Services of the East Bay	ALA	U	Small Bus	R	25106	2002	211,638	\$ 6,882	\$ 53,118	\$ 60,000	\$ 10,081,075	86
Tarzana Treatment Center	LA	U	Large Bus	R	36498	1999	140,231	\$ 8,373	\$ 64,627	\$ 73,000	\$ 10,154,075	86
SunLine Transit Agency	RIV	U&R	Mobile Radios (2)	OE				\$ 229	\$ 1,771	\$ 2,000	\$ 10,156,075	86
St. Madeleine Sophie's Center	SD	U&R	Minivan	R	04250	2001	171,421	\$ 5,162	\$ 39,839	\$ 45,000	\$ 10,201,075	86
St. Madeleine Sophie's Center	SD	U&R	Minivan	R	55483	2002	247,510	\$ 5,162	\$ 39,839	\$ 45,000	\$ 10,246,075	86
St. Madeleine Sophie's Center	SD	U&R	Minivan	R	99080	2002	142,171	\$ 5,162	\$ 39,839	\$ 45,000	\$ 10,291,075	86
St. Madeleine Sophie's Center	SD	U&R	Minivan	R	99312	2002	124,582	\$ 5,162	\$ 39,839	\$ 45,000	\$ 10,336,075	86
St. Madeleine Sophie's Center	SD	U&R	Minivan	R	98451	2002	112,485	\$ 5,162	\$ 39,839	\$ 45,000	\$ 10,381,075	86
St. Madeleine Sophie's Center	SD	U&R	Small Bus	R	02041	2003	169,291	\$ 6,882	\$ 53,118	\$ 60,000	\$ 10,441,075	86
St. Madeleine Sophie's Center	SD	U&R	Large Bus	R	06557	1997	341,184	\$ 8,373	\$ 64,627	\$ 73,000	\$ 10,514,075	86
St. Madeleine Sophie's Center	SD	U&R	Large Bus	R	11109	1999	249,577	\$ 8,373	\$ 64,627	\$ 73,000	\$ 10,587,075	86
St. Madeleine Sophie's Center	SD	U&R	Mobile Radio (4)	OE				\$ 459	\$ 3,541	\$ 4,000	\$ 10,591,075	86
UCP/Ride-On	SLO	R	Large Bus	R	49309	2007	192,902	\$ 8,373	\$ 64,627	\$ 73,000	\$ 10,664,075	86
ARC Imperial Valley	IMP	U&R	Large Bus	R	36889	2007	209,231	\$ 5,373	\$ 64,627	\$ 73,000	\$ 10,737,075	85
ARC Imperial Valley	IMP	U&R	Larger Bus	R	14687	2005	251,877	\$ 12,043	\$ 92,957	\$ 105,000	\$ 10,842,075	85
North of the River	KER	U	Modified Raised Top	R	49536	2007	162,374	\$ 5,735	\$ 44,265	\$ 50,000	\$ 10,892,075	85
North of the River	KER	U	Modified Raised Top	R	24849	2007	158,845	\$ 5,735	\$ 44,265	\$ 50,000	\$ 10,942,075	85
City of Glendale	LA	U	Larger Bus	SE				\$ 12,044	\$ 92,957	\$ 105,000	\$ 11,047,075	85
Desert Arc	RIV	U&R	Large Bus	SE				\$ 8,373	\$ 64,627	\$ 73,000	\$ 11,120,075	85
Self Help for the Elderly	SF	U	Minivan	SE				\$ 5,162	\$ 39,839	\$ 45,000	\$ 11,165,075	85
Self Help for the Elderly	SF	U	Minivan	SE				\$ 5,162	\$ 39,839	\$ 45,000	\$ 11,210,075	85
Self Help for the Elderly	SF	U	Modified Raised Top	SE				\$ 5,735	\$ 44,265	\$ 50,000	\$ 11,260,075	85

FTA Section 5310 Elderly and Disabled Transit Program  
FY 2012 Statewide Prioritized List  
(IN STATE SCORE PRIORITY ORDER)

Agency	Co	Urban / Rural	Project	Type	Vin	Year	Miles	FTA Match (Toll Credits)	FTA 5310 Share	Total Project \$	Cumulative (Federal \$)	State Score
Self Help for the Elderly	SF	U	Modified Raised Top	SE				\$ 5,735	\$ 44,265	\$ 50,000	\$ 11,310,075	85
Easy Lift Transportation	SB	U&R	Software	OE				\$ 4,588	\$ 35,412	\$ 40,000	\$ 11,350,075	85
Center for Elders' Independence	ALA	U	Medium Bus	SE				\$ 7,685	\$ 59,315	\$ 67,000	\$ 11,417,075	84
Center for Elders' Independence	ALA	U	Medium Bus	SE				\$ 7,685	\$ 59,315	\$ 67,000	\$ 11,484,075	84
Center for Elders' Independence	ALA	U	Medium Bus	SE				\$ 7,685	\$ 59,315	\$ 67,000	\$ 11,551,075	84
Center for Elders' Independence	ALA	U	Medium Bus	SE				\$ 7,685	\$ 59,315	\$ 67,000	\$ 11,618,075	84
Center for Elders' Independence	ALA	U	Medium Bus	SE				\$ 7,685	\$ 59,315	\$ 67,000	\$ 11,685,075	84
Center for Elders' Independence	ALA	U	Medium Bus	SE				\$ 7,685	\$ 59,315	\$ 67,000	\$ 11,752,075	84
Center for Elders' Independence	ALA	U	Medium Bus	SE				\$ 7,685	\$ 59,315	\$ 67,000	\$ 11,819,075	84
Center for Elders' Independence	ALA	U	Medium Bus	SE				\$ 7,685	\$ 59,315	\$ 67,000	\$ 11,886,075	84
Center for Elders' Independence	ALA	U	Mobile Radios (8)	OE				\$ 459	\$ 3,541	\$ 4,000	\$ 11,890,075	84
El Dorado County Transit Authority	ELD	R	Larger Bus	R	19466	2007	202,029	\$ 12,044	\$ 92,956	\$ 105,000	\$ 11,995,075	84
El Dorado County Transit Authority	ELD	R	Larger Bus	R	19771	2007	202,373	\$ 12,044	\$ 92,956	\$ 105,000	\$ 12,100,075	84
ARC Imperial Valley	IMP	U&R	Large Bus	SE				\$ 5,373	\$ 64,627	\$ 73,000	\$ 12,173,075	84
ARC Imperial Valley	IMP	U&R	Large Bus	SE				\$ 5,373	\$ 64,627	\$ 73,000	\$ 12,246,075	84
AltaMed Health Services Corporation	LA	U	Medium Bus	R	45843	1999	187,668	\$ 7,685	\$ 59,315	\$ 67,000	\$ 12,313,075	84
AltaMed Health Services Corporation	LA	U	Medium Bus	R	45844	1999	210,663	\$ 7,685	\$ 59,315	\$ 67,000	\$ 12,380,075	84
AltaMed Health Services Corporation	LA	U	Medium Bus	R	26025	2013	203,701	\$ 7,685	\$ 59,315	\$ 67,000	\$ 12,447,075	84
AltaMed Health Services Corporation	LA	U	Medium Bus	R	26026	2013	206,687	\$ 7,685	\$ 59,315	\$ 67,000	\$ 12,514,075	84
AltaMed Health Services Corporation	LA	U	Medium Bus	R	26027	2013	195,554	\$ 7,685	\$ 59,315	\$ 67,000	\$ 12,581,075	84
AltaMed Health Services Corporation	LA	U	Medium Bus	R	26028	2013	192,830	\$ 7,685	\$ 59,315	\$ 67,000	\$ 12,648,075	84
Tarzana Treatment Center	LA	U	Minivan	SE				\$ 5,162	\$ 39,839	\$ 45,000	\$ 12,693,075	84
Orange County Adult Achievement Center	ORA	U	Large Bus	R	43485	2006	157,472	\$ 8,373	\$ 73,000	\$ 73,000	\$ 12,766,075	84
Orange County Adult Achievement Center	ORA	U	Large Bus	R	43486	2006	131,019	\$ 8,373	\$ 73,000	\$ 73,000	\$ 12,839,075	84
Orange County Adult Achievement Center	ORA	U	Large Bus	R	43488	2006	146,811	\$ 8,373	\$ 73,000	\$ 73,000	\$ 12,912,075	84
Orange County Adult Achievement Center	ORA	U	Large Bus	R	43489	2006	169,394	\$ 8,373	\$ 73,000	\$ 73,000	\$ 12,985,075	84
Orange County Adult Achievement Center	ORA	U	Large Bus	R	43483	2006	173,155	\$ 8,373	\$ 73,000	\$ 73,000	\$ 13,058,075	84
Orange County Adult Achievement Center	ORA	U	Large Bus	R	01271	2006	179,826	\$ 8,373	\$ 73,000	\$ 73,000	\$ 13,131,075	84
SunLine Transit Agency	RIV	U&R	Medium Bus CNG	SE				\$ 10,438	\$ 80,562	\$ 91,000	\$ 13,222,075	84
SunLine Transit Agency	RIV	U&R	Medium Bus CNG	SE				\$ 10,438	\$ 80,562	\$ 91,000	\$ 13,313,075	84
Paratransit, Inc..	SAC	U	Rangers	OE				\$ 1,377	\$ 10,623	\$ 12,000	\$ 13,325,075	84
Laguna Honda Hospital and Rehabilitation Center	SF	U	Medium Bus	R	20106	1994	153,190	\$ 7,685	\$ 59,315	\$ 67,000	\$ 13,392,075	84
Laguna Honda Hospital and Rehabilitation Center	SF	U	Medium Bus	R	17650	1999	153,683	\$ 7,685	\$ 59,315	\$ 67,000	\$ 13,459,075	84
Laguna Honda Hospital and Rehabilitation Center	SF	U	Larger Bus	R	92466	2000	38,146	\$ 12,044	\$ 92,957	\$ 105,000	\$ 13,564,075	84
Self Help for the Elderly	SF	U	Computer Hardware (10)	OE				\$ 2,390	\$ 18,450	\$ 20,840	\$ 13,584,915	84
Self Help for the Elderly	SF	U	Computer Software (10)	OE				\$ 486	\$ 3,754	\$ 4,240	\$ 13,589,155	84
Self Help for the Elderly	SF	U	Base Station	OE				\$ 287	\$ 2,213	\$ 2,500	\$ 13,591,655	84
Self Help for the Elderly	SF	U	Mobile Radio (11)	OE				\$ 1,262	\$ 9,738	\$ 11,000	\$ 13,602,655	84
											<b>100% Line</b>	

FTA Section 5310 Elderly and Disabled Transit Program  
FY 2012 Statewide Prioritized List  
(IN STATE SCORE PRIORITY ORDER)

Agency	Co	Urban / Rural	Project	Type	Vin	Year	Miles	FTA Match (Toll Credits)	FTA 5310 Share	Total Project \$	Cumulative (Federal \$)	State Score
Lamorinda Spirit Van, City of Lafayette	CC	U	Medium Bus	R	23929	2002	240,353	\$ 7,685	\$ 59,315	\$ 67,000	\$ 13,669,655	83
City of Eureka	HUM	R	Small Bus	R	93809	2005	156,049	\$ 6,882	\$ 53,118	\$ 60,000	\$ 13,729,655	83
City of Eureka	HUM	R	Small Bus	R	93810	2005	167,212	\$ 6,882	\$ 53,118	\$ 60,000	\$ 13,789,655	83
Project Independence	ORA	U	Minivan	R	59545	2004	81,223	\$ 5,162	\$ 45,000	\$ 45,000	\$ 13,834,655	83
Project Independence	ORA	U	Minivan	R	58891	2004	123,314	\$ 5,162	\$ 45,000	\$ 45,000	\$ 13,879,655	83
Project Independence	ORA	U	Minivan	R	58211	2004	130,260	\$ 5,162	\$ 45,000	\$ 45,000	\$ 13,924,655	83
Project Independence	ORA	U	Minivan	R	56203	2004	121,482	\$ 5,162	\$ 45,000	\$ 45,000	\$ 13,969,655	83
Care-A-Van Transit	RIV	U&R	Minivan	SE				\$ 5,162	\$ 39,839	\$ 45,000	\$ 14,014,655	83
Care-A-Van Transit	RIV	U&R	Modified Raised Top	SE				\$ 5,735	\$ 44,265	\$ 50,000	\$ 14,064,655	83
Desert Arc	RIV	U&R	Large Bus CNG	SE				\$ 11,126	\$ 85,874	\$ 97,000	\$ 14,161,655	83
Friends of Moreno Valley Senior Center Inc.	RIV	U	Medium Bus	R	85802	2006	203,163	\$ 7,685	\$ 59,315	\$ 67,000	\$ 14,228,655	83
Paratransit, Inc..	SAC	U	Large Bus CNG	SE				\$ 11,126	\$ 85,874	\$ 97,000	\$ 14,325,655	83
Paratransit, Inc..	SAC	U	Large Bus CNG	SE				\$ 11,126	\$ 85,874	\$ 97,000	\$ 14,422,655	83
Paratransit, Inc..	SAC	U	Large Bus CNG	SE				\$ 11,126	\$ 85,874	\$ 97,000	\$ 14,519,655	83
Paratransit, Inc..	SAC	U	Large Bus CNG	SE				\$ 11,126	\$ 85,874	\$ 97,000	\$ 14,616,655	83
Paratransit, Inc..	SAC	U	Large Bus CNG	SE				\$ 11,126	\$ 85,874	\$ 97,000	\$ 14,713,655	83
Paratransit, Inc..	SAC	U	Large Bus CNG	SE				\$ 11,126	\$ 85,874	\$ 97,000	\$ 14,810,655	83
Friends of Adult Day Health Care Centers	SD	U&R	Minivan	N				\$ 5,162	\$ 39,839	\$ 45,000	\$ 14,855,655	83
Institute on Aging	SF	U	Wheelchair Tie Down Kit (5)	OE				\$ 3,206	\$ 24,744	\$ 27,950	\$ 14,883,605	83
Milestones Adult Development Center	SOL	U	Minivan	R	15723	1998	191,436	\$ 5,162	\$ 39,839	\$ 45,000	\$ 14,928,605	83
Milestones Adult Development Center	SOL	U	Small Bus	R	40576	2004	114,755	\$ 6,882	\$ 53,118	\$ 60,000	\$ 14,988,605	83
Milestones Adult Development Center	SOL	U	Wheelchair Tie Down Kit	OE				\$ 963	\$ 7,437	\$ 8,400	\$ 14,997,005	83
United Cerebral Palsy of Stanislaus County	THE	U	Modified Raised Top	SE				\$ 5,735	\$ 44,265	\$ 50,000	\$ 15,047,005	83
<b>110% Line</b>												
City of Santa Ana	ORA	U	Medium Bus CNG	R	15636	2006	178,426	\$ 10,438	\$ 91,000	\$ 91,000	\$ 15,138,005	82
City of Santa Ana	ORA	U	Medium Bus CNG	R	28458	2006	156,239	\$ 10,438	\$ 91,000	\$ 91,000	\$ 15,229,005	82
City of Elk Grove/e-van	SAC	U	Minivan	R	31909	2006	239,601	\$ 5,162	\$ 39,838	\$ 45,000	\$ 15,274,005	82
City of Elk Grove/e-van	SAC	U	Minivan	R	51209	2006	261,604	\$ 5,162	\$ 39,838	\$ 45,000	\$ 15,319,005	82
City of Elk Grove/e-van	SAC	U	Minivan	R	31385	2006	279,516	\$ 5,162	\$ 39,838	\$ 45,000	\$ 15,364,005	82
Community Bridges	SCR	U&R	Minivan	R	27595	2003	128,783	\$ 5,162	\$ 39,839	\$ 45,000	\$ 15,409,005	82
Community Bridges	SCR	U&R	Minivan	R	71941	2000	146,915	\$ 5,162	\$ 39,839	\$ 45,000	\$ 15,454,005	82
Community Bridges	SCR	U&R	Mobile Data Computers (14)	OE				\$ 4,586	\$ 35,394	\$ 39,980	\$ 15,493,985	82
The Arc of Ventura County	VEN	U&R	Minivan	R	10303	2000	98,645	\$ 5,162	\$ 39,839	\$ 45,000	\$ 15,538,985	82
The Arc of Ventura County	VEN	U&R	Minivan	R	27065	2002	98,645	\$ 5,162	\$ 39,839	\$ 45,000	\$ 15,583,985	82
Bay Area Outreach and Recreation Program, Inc.	ALA	U	Large Bus	SE				\$ 8,373	\$ 64,627	\$ 73,000	\$ 15,656,985	81
City of Fortuna	HUM	R	Medium Bus	R	90417	2003	117,738	\$ 7,685	\$ 59,315	\$ 67,000	\$ 15,723,985	81
Desert Area Resource Training	KER	R	Mobile Radios (6)	OE				\$ 688	\$ 5,312	\$ 6,000	\$ 15,729,985	81
Desert Area Resource Training	KER	R	Computer Software	OE				\$ 918	\$ 7,082	\$ 8,000	\$ 15,737,985	81
Kings Rehabilitation Center Inc.	KIN	U	Minivan	SE				\$ 5,162	\$ 39,839	\$ 45,000	\$ 15,782,985	81
Kings Rehabilitation Center Inc.	KIN	U	Minivan	SE				\$ 5,162	\$ 39,839	\$ 45,000	\$ 15,827,985	81
Homes	LA	U	Minivan	SE				\$ 5,162	\$ 39,839	\$ 45,000	\$ 15,872,985	81
Institute for the Redesign of Learning	LA	U	Small Bus	R	34209	2006	124,825	\$ 6,882	\$ 53,118	\$ 60,000	\$ 15,932,985	81
Gold Country Telecare, Inc.	NEV	R	Larger Bus	R	18791	2007	189,107	\$ 12,043	\$ 92,957	\$ 105,000	\$ 16,037,985	81
Gold Country Telecare, Inc.	NEV	R	Large Bus	R	40388	2006	153,997	\$ 8,373	\$ 64,627	\$ 73,000	\$ 16,110,985	81
St. Madeleine Sophie's Center	SD	U&R	Small Bus	R	07261	2005	123,073	\$ 6,882	\$ 53,118	\$ 60,000	\$ 16,170,985	81
Milestones Adult Development Center	SOL	U	Computer Hardware	OE				\$ 229	\$ 1,770	\$ 1,999	\$ 16,172,984	81
Catholic Charities of the Diocese of Stockton	STA	U&R	Minivan	R	19360	2004	128,516	\$ 5,162	\$ 39,839	\$ 45,000	\$ 16,217,984	81

FTA Section 5310 Elderly and Disabled Transit Program  
FY 2012 Statewide Prioritized List  
(IN STATE SCORE PRIORITY ORDER)

Agency	Co	Urban / Rural	Project	Type	Vin	Year	Miles	FTA Match (Toll Credits)	FTA 5310 Share	Total Project \$	Cumulative (Federal \$)	State Score
ARC Imperial Valley	IMP	U&R	Larger Bus	R	13345	2005	227,216	\$ 12,043	\$ 92,957	\$ 105,000	\$ 16,322,984	80
North of the River	KER	U	Modified Raised Top	R	02909	2005	132,765	\$ 5,735	\$ 44,265	\$ 50,000	\$ 16,372,984	80
North of the River	KER	U	Small Bus	R	30121	2003	135,520	\$ 6,882	\$ 53,118	\$ 60,000	\$ 16,432,984	80
Kings Rehabilitation Center Inc.	KIN	U	Minivan	SE				\$ 5,162	\$ 39,839	\$ 45,000	\$ 16,477,984	80
City of Vista	SD	U&R	Large Bus	R	13592	2005	103,747	\$ 8,373	\$ 64,627	\$ 73,000	\$ 16,550,984	80
St. Madeleine Sophie's Center	SD	U&R	Small Bus	SE				\$ 6,882	\$ 53,118	\$ 60,000	\$ 16,610,984	80
WATCH Resources, Incorporated	TUO	R	Minivan	SE				\$ 5,162	\$ 39,839	\$ 45,000	\$ 16,655,984	80
Ukiah Senior Center, Inc.	MEN	R	Medium Bus	R	85788	2006	92,622	\$ 7,685	\$ 59,315	\$ 67,000	\$ 16,722,984	79
Town of Truckee	NEV	R	Medium Bus	R	06133	2007	148,685	\$ 7,685	\$ 59,315	\$ 67,000	\$ 16,789,984	79
Town of Truckee	NEV	R	Medium Bus	R	06992	2007	157,266	\$ 7,685	\$ 59,315	\$ 67,000	\$ 16,856,984	79
PRIDE Industries One, Inc.	PLA	U&R	Larger Bus	R	13687	2007	207,013	\$ 12,044	\$ 92,957	\$ 105,000	\$ 16,961,984	79
Full Access & Coordinated Transportation, Inc.	SD	U&R	Minivan	SE				\$ 5,162	\$ 39,839	\$ 45,000	\$ 17,006,984	79
Full Access & Coordinated Transportation, Inc.	SD	U&R	Minivan	SE				\$ 5,162	\$ 39,839	\$ 45,000	\$ 17,051,984	79
Full Access & Coordinated Transportation, Inc.	SD	U&R	Minivan	SE				\$ 5,162	\$ 39,839	\$ 45,000	\$ 17,096,984	79
Full Access & Coordinated Transportation, Inc.	SD	U&R	Minivan	SE				\$ 5,162	\$ 39,839	\$ 45,000	\$ 17,141,984	79
Full Access & Coordinated Transportation, Inc.	SD	U&R	Minivan	SE				\$ 5,162	\$ 39,839	\$ 45,000	\$ 17,186,984	79
Full Access & Coordinated Transportation, Inc.	SD	U&R	Minivan	SE				\$ 5,162	\$ 39,839	\$ 45,000	\$ 17,231,984	79
Full Access & Coordinated Transportation, Inc.	SD	U&R	Minivan	SE				\$ 5,162	\$ 39,839	\$ 45,000	\$ 17,276,984	79
Full Access & Coordinated Transportation, Inc.	SD	U&R	Minivan	SE				\$ 5,162	\$ 39,839	\$ 45,000	\$ 17,321,984	79
Full Access & Coordinated Transportation, Inc.	SD	U&R	Minivan	SE				\$ 5,162	\$ 39,839	\$ 45,000	\$ 17,366,984	79
Coordinated Transportation, Inc.	SD	U&R	Minivan	SE				\$ 5,162	\$ 39,839	\$ 45,000	\$ 17,411,984	79
Coordinated Transportation, Inc.	SD	U&R	Minivan	SE				\$ 5,162	\$ 39,839	\$ 45,000	\$ 17,456,984	79
Coordinated Transportation, Inc.	SD	U&R	Minivan	SE				\$ 5,162	\$ 39,839	\$ 45,000	\$ 17,501,984	79
Coordinated Transportation, Inc.	SD	U&R	Minivan	SE				\$ 5,162	\$ 39,839	\$ 45,000	\$ 17,546,984	79
St. Madeleine Sophie's Center	SD	U&R	Minivan	SE				\$ 5,162	\$ 39,839	\$ 45,000	\$ 17,591,984	79
HOPE Rehabilitation Services	SCL	U	Small Bus	R	11941	1999	58,827	\$ 6,882	\$ 53,118	\$ 60,000	\$ 17,651,984	79
HOPE Rehabilitation Services	SCL	U	Small Bus	R	29530	1999	81,070	\$ 6,882	\$ 53,118	\$ 60,000	\$ 17,711,984	79
HOPE Rehabilitation Services	SCL	U	Small Bus	R	10329	2002	96,946	\$ 6,882	\$ 53,118	\$ 60,000	\$ 17,771,984	79
HOPE Rehabilitation Services	SCL	U	Small Bus	R	93904	1999	117,361	\$ 6,882	\$ 53,118	\$ 60,000	\$ 17,831,984	79
HOPE Rehabilitation Services	SCL	U	Small Bus	R	42431	2004	115,507	\$ 6,882	\$ 53,118	\$ 60,000	\$ 17,891,984	79
HOPE Rehabilitation Services	SCL	U	Small Bus	R	10458	1992	83,891	\$ 6,882	\$ 53,118	\$ 60,000	\$ 17,951,984	79
HOPE Rehabilitation Services	SCL	U	Small Bus	R	29207	1996	107,155	\$ 6,882	\$ 53,118	\$ 60,000	\$ 18,011,984	79
HOPE Rehabilitation Services	SCL	U	Small Bus	R	92284	1999	132,699	\$ 6,882	\$ 53,118	\$ 60,000	\$ 18,071,984	79
HOPE Rehabilitation Services	SCL	U	Small Bus	R	19799	2001	117,780	\$ 6,882	\$ 53,118	\$ 60,000	\$ 18,131,984	79
HELP of Ojai	VEN	U&R	Small Bus	R	32724	2003	93,588	\$ 6,882	\$ 53,118	\$ 60,000	\$ 18,191,984	79
Transportation and Planning Agency	NAP	U	Medium Bus	R	13821	1999	122,861	\$ 7,685	\$ 59,315	\$ 67,000	\$ 18,258,984	78

FTA Section 5310 Elderly and Disabled Transit Program  
FY 2012 Statewide Prioritized List  
(IN STATE SCORE PRIORITY ORDER)

Agency	Co	Urban / Rural	Project	Type	Vin	Year	Miles	FTA Match (Toll Credits)	FTA 5310 Share	Total Project \$	Cumulative (Federal \$)	State Score
Transportation and Planning Agency	NAP	U	Medium Bus	R	12461	1999	168,870	\$ 7,685	\$ 59,315	\$ 67,000	\$ 18,325,984	78
Transportation and Planning Agency	NAP	U	Medium Bus	R	13818	1999	95,758	\$ 7,685	\$ 59,315	\$ 67,000	\$ 18,392,984	78
Easter Seals Superior CA	SAC	U&R	Large Bus	SE				\$ 8,373	\$ 64,627	\$ 73,000	\$ 18,465,984	78
Institute on Aging	SF	U	Large Bus	R	65972	2005	81,157	\$ 8,373	\$ 64,627	\$ 73,000	\$ 18,538,984	78
Institute on Aging	SF	U	Large Bus	R	65970	2005	71,522	\$ 8,373	\$ 64,627	\$ 73,000	\$ 18,611,984	78
Institute on Aging	SF	U	Large Bus	R	63998	2005	74,902	\$ 8,373	\$ 64,627	\$ 73,000	\$ 18,684,984	78
Institute on Aging	SF	U	Large Bus	R	65971	2005	82,836	\$ 8,373	\$ 64,627	\$ 73,000	\$ 18,757,984	78
Institute on Aging	SF	U	Large Bus	R	63997	2005	70,780	\$ 8,373	\$ 64,627	\$ 73,000	\$ 18,830,984	78
Institute on Aging	SF	U	Video Surveillance System (12)	OE				\$ 1,170	\$ 9,030	\$ 10,200	\$ 18,841,184	78
Market Adult Day Health Corp.	SF	U	Medium Bus	SE				\$ 7,685	\$ 59,315	\$ 67,000	\$ 18,908,184	78
Market Adult Day Health Corp.	SF	U	Medium Bus	SE				\$ 7,685	\$ 59,315	\$ 67,000	\$ 18,975,184	78
On Lok Senior Health Services	SF	U	Small Bus	R	23264	2006	85,860	\$ 6,882	\$ 53,118	\$ 60,000	\$ 19,035,184	78
On Lok Senior Health Services	SF	U	Small Bus	SE				\$ 6,882	\$ 53,118	\$ 60,000	\$ 19,095,184	78
On Lok Senior Health Services	SF	U	Small Bus	SE				\$ 6,882	\$ 53,118	\$ 60,000	\$ 19,155,184	78
On Lok Senior Health Services	SF	U	Small Bus	SE				\$ 6,882	\$ 53,118	\$ 60,000	\$ 19,215,184	78
On Lok Senior Health Services	SF	U	Small Bus	SE				\$ 6,882	\$ 53,118	\$ 60,000	\$ 19,275,184	78
On Lok Senior Health Services	SF	U	Small Bus	SE				\$ 6,882	\$ 53,118	\$ 60,000	\$ 19,335,184	78
On Lok Senior Health Services	SF	U	Small Bus	SE				\$ 6,882	\$ 53,118	\$ 60,000	\$ 19,395,184	78
NCI Affiliates, Inc.	SLO	R	Minivan	R	69550	2004	76,311	\$ 5,162	\$ 39,838	\$ 45,000	\$ 19,440,184	78
NCI Affiliates, Inc.	SLO	R	Minivan	R	68655	2004	84,767	\$ 5,162	\$ 39,838	\$ 45,000	\$ 19,485,184	78
Milestones Adult Development Center	SOL	U	Small Bus	R	06317	2005	181,790	\$ 6,882	\$ 53,118	\$ 60,000	\$ 19,545,184	78
Milestones Adult Development Center	SOL	U	Large Bus	R	06318	2007	152,549	\$ 8,373	\$ 64,627	\$ 73,000	\$ 19,618,184	78
Milestones Adult Development Center	SOL	U	Larger Bus	R	73528	2007	258,216	\$ 12,044	\$ 92,957	\$ 105,000	\$ 19,723,184	78
OPARC	SBD	U	Small Bus	SE				\$ 6,882	\$ 53,118	\$ 60,000	\$ 19,783,184	77
OPARC	SBD	U	Small Bus	SE				\$ 6,882	\$ 53,118	\$ 60,000	\$ 19,843,184	77
OPARC	SBD	U	Small Bus	SE				\$ 6,882	\$ 53,118	\$ 60,000	\$ 19,903,184	77
San Diego Center for the Blind	SD	U&R	Medium Bus	R	61207	2007	39,827	\$ 7,685	\$ 59,315	\$ 67,000	\$ 19,970,184	77
San Diego Center for the Blind	SD	U&R	Medium Bus	R	61211	2007	32,948	\$ 7,685	\$ 59,315	\$ 67,000	\$ 20,037,184	77
City of Glendale	LA	U	Minivan	R	61996	2008	129,731	\$ 5,162	\$ 39,839	\$ 45,000	\$ 20,082,184	76
Institute for the Redesign of Learning	LA	U	Small Bus	R	36073	2006	129,721	\$ 6,882	\$ 53,118	\$ 60,000	\$ 20,142,184	76
Institute for the Redesign of Learning	LA	U	Small Bus	R	59607	2006	119,721	\$ 6,882	\$ 53,118	\$ 60,000	\$ 20,202,184	76
ARC Imperial Valley	IMP	U&R	Larger Bus	R	13171	2005	217,901	\$ 12,043	\$ 92,957	\$ 105,000	\$ 20,307,184	75
North of the River Speech & Language Development Center	KER	U	Small Bus	R	18738	2008	137,485	\$ 6,882	\$ 53,118	\$ 60,000	\$ 20,367,184	75
San Benito County LTA United Christian Centers of Greater Sacramento	SBD	R	Mobile Radios (3)	OE				\$ 344	\$ 2,656	\$ 3,000	\$ 20,415,184	75
Tarzana Treatment Center	VAR	U	Small Bus	SE				\$ 6,882	\$ 53,118	\$ 60,000	\$ 20,475,184	75
Speech & Language Development Center	LA	U	Minivan	SE				\$ 5,162	\$ 39,839	\$ 45,000	\$ 20,520,184	74
Speech & Language Development Center	ORA	U	Modified Raised Top	SE				\$ 5,735	\$ 50,000	\$ 50,000	\$ 20,570,184	74
Institute on Aging	SF	U	Minivan	SE				\$ 5,162	\$ 39,839	\$ 45,000	\$ 20,615,184	72
Institute on Aging	SF	U	Medium Bus	SE				\$ 7,685	\$ 59,315	\$ 67,000	\$ 20,682,184	72
Manteca CAPS	SJ	U	Medium Bus	SE				\$ 7,685	\$ 59,315	\$ 67,000	\$ 20,749,184	72
Manteca CAPS	SJ	U	Medium Bus	SE				\$ 7,685	\$ 59,315	\$ 67,000	\$ 20,816,184	72
Desert Area Resource Training	KER	R	Minivan	R	14666	2007	116,952	\$ 5,162	\$ 39,839	\$ 45,000	\$ 20,861,184	71
Desert Area Resource Training	KER	R	Minivan	R	28032	2007	143,291	\$ 5,162	\$ 39,839	\$ 45,000	\$ 20,906,184	71
Desert Area Resource Training	KER	R	Minivan	R	21466	2007	109,978	\$ 5,162	\$ 39,839	\$ 45,000	\$ 20,951,184	71

FTA Section 5310 Elderly and Disabled Transit Program  
FY 2012 Statewide Prioritized List  
(IN STATE SCORE PRIORITY ORDER)

Agency	Co	Urban / Rural	Project	Type	Vin	Year	Miles	FTA Match (Toll Credits)	FTA 5310 Share	Total Project \$	Cumulative (Federal \$)	State Score
Desert Area Resource Training	KER	R	Minivan	R	40334	2007	138,789	\$ 5,162	\$ 39,839	\$ 45,000	\$ 20,996,184	71
Desert Area Resource Training	KER	R	Modified Raised Top	R	40872	2007	125,890	\$ 5,735	\$ 44,265	\$ 50,000	\$ 21,046,184	71
Desert Area Resource Training	KER	R	Modified Raised Top	R	40629	2007	134,526	\$ 5,735	\$ 44,265	\$ 50,000	\$ 21,096,184	71
City of Glendale	LA	U	Minivan	R	62031	2008	124,678	\$ 5,162	\$ 39,839	\$ 45,000	\$ 21,141,184	71
City of Glendale	LA	U	Minivan	R	62479	2008	120,173	\$ 5,162	\$ 39,839	\$ 45,000	\$ 21,186,184	71
City of Glendale	LA	U	Minivan	R	60656	2008	104,530	\$ 5,162	\$ 39,839	\$ 45,000	\$ 21,231,184	71
Edgewood Center for Children and Families	SF	U	Minivan	SE				\$ 5,162	\$ 39,839	\$ 45,000	\$ 21,276,184	71
Edgewood Center for Children and Families	SF	U	Minivan	SE				\$ 5,162	\$ 39,839	\$ 45,000	\$ 21,321,184	71
Edgewood Center for Children and Families	SF	U	Minivan	SE				\$ 5,162	\$ 39,839	\$ 45,000	\$ 21,366,184	71
Edgewood Center for Children and Families	SF	U	Minivan	SE				\$ 5,162	\$ 39,839	\$ 45,000	\$ 21,411,184	71
Institute on Aging	SF	U	Modified Raised Top	SE				\$ 5,735	\$ 44,265	\$ 50,000	\$ 21,461,184	71
ARC San Joaquin	SJ	U	Modified Raised Top	R	67,482	2006	142,181	\$ 5,735	\$ 44,265	\$ 50,000	\$ 21,511,184	71
Easter Seals Southern California	ORA	U	Modified Raised Top	SE				\$ 5,735	\$ 44,265	\$ 50,000	\$ 21,561,184	69
Easter Seals Southern California	ORA	U	Modified Raised Top	SE				\$ 5,735	\$ 44,265	\$ 50,000	\$ 21,611,184	69
Laguna Honda Hospital and Rehabilitation Center	SF	U	Minivan	SE				\$ 5,162	\$ 39,839	\$ 45,000	\$ 21,656,184	69
HOPE Rehabilitation Services	SCL	U	Small Bus	R	03316	2006	129,212	\$ 6,882	\$ 53,118	\$ 60,000	\$ 21,716,184	69
Milestones Adult Development Center	SOL	U	Large Bus	R	73534	2007	116,906	\$ 8,373	\$ 64,627	\$ 73,000	\$ 21,789,184	68
Milestones Adult Development Center	SOL	U	Large Bus	R	73531	2007	101,117	\$ 8,373	\$ 64,627	\$ 73,000	\$ 21,862,184	68
San Benito County LTA	SBD	R	Minivan	R	38515	2008	114,841	\$ 5,162	\$ 39,839	\$ 45,000	\$ 21,907,184	67
San Benito County LTA	SBD	R	Medium Bus	R	1432	2008	155,713	\$ 7,685	\$ 59,315	\$ 67,000	\$ 21,974,184	67
San Benito County LTA	SBD	R	Medium Bus	R	52880	2007	158,095	\$ 7,685	\$ 59,315	\$ 67,000	\$ 22,041,184	67
Catholic Charities of the Diocese of Stockton	STA	U&R	MDT (5)	OE				\$ 356	\$ 2,744	\$ 3,100	\$ 22,044,284	66
Catholic Charities of the Diocese of Stockton	STA	U&R	Computer Software	OE				\$ 4,232	\$ 32,668	\$ 36,900	\$ 22,081,184	66
Golden Age Center	TRI	R	Small bus	R	11344	1995	270,000	\$ 6,882	\$ 53,118	\$ 60,000	\$ 22,141,184	66
Napa County Transportation and Planning Agency	NAP	U	Mobile Radio (3)	OE				\$ 344	\$ 2,656	\$ 3,000	\$ 22,144,184	64
SHIELDS for Families	LA	U	Larger Bus	SE				\$ 12,044	\$ 92,957	\$ 105,000	\$ 22,249,184	63
Milestones Adult Development Center	SOL	U	Large Bus	R	09506	2008	122,348	\$ 8,373	\$ 64,627	\$ 73,000	\$ 22,322,184	63
City of Chowchilla	MAD	U&R	Computers (2)	OE				\$ 317	\$ 2,446	\$ 2,763	\$ 22,324,947	60
City of Chowchilla	MAD	U&R	Hardware Printer/Fax/Scanner	OE				\$ 23	\$ 176	\$ 199	\$ 22,325,146	60
City of Chowchilla	MAD	U&R	Mobile Radios (3)	OE				\$ 122	\$ 942	\$ 1,064	\$ 22,326,211	60
City of Chowchilla	MAD	U&R	Medium Bus	SE				\$ 7,685	\$ 59,315	\$ 67,000	\$ 22,393,211	58