



Citizens Watchdog Committee Meeting Agenda

Monday, March 14, 2011, 6:30 to 8:30 p.m.
1333 Broadway, Suite 300, Oakland, CA 94612

Meeting Outcomes:

- Review and provide feedback on the Program Compliance Summary process
- Approve the draft CWC Annual Report outline and establish a subcommittee
- Receive a budget update and Fiscal Year 2011-2012 revenue projections
- Receive a semi-annual update on the Local Business Enterprise and Small Local Business Enterprise program
- Receive an update on Alameda CTC projects and programs and countywide planning processes
- Receive an update on Commission actions

6:30 – 6:35 p.m.	1. Welcome and Introductions	
6:35 – 6:40 p.m.	2. Public Comment	I
6:40 – 6:45 p.m.	3. Approval of January 10, 2011 Minutes <i><u>03 CWC Meeting Minutes 011011.pdf</u> – Page 1</i>	A
6:45 – 7:15 p.m.	4. Compliance Summary Report to CWC <i><u>04 Compliance Summary Report.pdf</u> – (sent under separate cover)</i> <i><u>04A Summary CWC Compliance Report Comments.pdf</u> – Page 5</i> <i><u>04A1 Mike Dubinsky Comments.pdf</u> – Page 7</i> <i><u>04A2 JoAnn Lew Comments.pdf</u> – Page 11</i> <i>Please review the materials and be prepared to provide suggestions/feedback on how the process could be clarified/improved/modified.</i>	I
7:15 – 7:30 p.m.	5. CWC 9th Annual Report A. Approval of Draft CWC Annual Report Outline <i><u>05A Draft CWC Annual Report Outline.pdf</u> – Page 13</i> B. Establishment of CWC Annual Report Subcommittee	A

- 7:30 – 7:40 p.m. **6. CWC Member Reports/Issues Identification** |
06 CWC Issues Identification Form.pdf – Page 17
- 7:40 – 8:30 p.m. **7. Staff Reports/Board Actions** |
- A. Mid-Year Financial Updates**
- 07A ACTIA Budget Update.pdf* – Page 19
- 07A1 AlamedaCTC ConsolidatedMidyearInvest Rpt.pdf* –
 Page 25
- 07A2 ACTIA 2010-2011 Sales Tax Increase.pdf* – Page 39
- B. Semi-Annual Local Business Enterprise/Small Local Business
Enterprise Report Update**
- 07B Memo LBCE Report 070110-123110.pdf* – Page 41
- 07B1 Attachments for LBCE Report.pdf* – Page 45
- C. Countywide Transportation Plan Transportation Expenditure
Plan Update**
- 07C Memo Regional SCS-RTP CWTP-TEP Process.pdf* –
 Page 49
- 07C1 Summary CW Regional Planning Activities.pdf* – Page 53
- 07C2 CWTP-TEP-SCS Dev Impl schedule.pdf* – Page 55
- 07C3 RTP-SCS Overview and Schedule.pdf* – Page 59
- 07C4 Memo AlamedaCTC Approved Call for Projects.pdf* –
 Page 61
- 07C5 Memo MTC Call for Projects.pdf* – Page 69
- 07C6 Preliminary List of Projects and Programs.pdf* –
 (handout at meeting)
- 07C7 Final Polling Questions.pdf* – Page 83
- D. Projects and Programs Update**
- 07D Projects and Programs Watchlist.pdf* – Page 93
- E. General Items**
- 07E Alameda CTC Action Items.pdf* – Page 95
- 07E1 CWC Calendar.pdf* – Page 103
- 07E2 CWC Roster.pdf* – Page 105
- 8:30 p.m. **8. Adjournment**

Key: A – Action Item; I – Information/Discussion Item; full packet available at www.alamedactc.org

Next Meeting:

Date: June 13, 2011

Time: 6:30 to 8:30 p.m.

Location: Alameda CTC Offices, 1333 Broadway, Suite 300, Oakland, CA 94612

Staff Liaisons

Tess Lengyel, Programs and Public Affairs Manager, (510) 208-7428, tlengyel@alamedactc.org

Patricia Reavey, Director of Finance, (510) 208-7422, preavey@alamedactc.org

Angie Ayers, Program Management Team, (510) 208-7450, aayers@alamedactc.org

Location Information: Alameda CTC is located in Downtown Oakland at the intersection of 14th Street and Broadway. The office is just a few steps away from the City Center/12th Street BART station. Bicycle parking is available inside the building, and in electronic lockers at 14th and Broadway near Frank Ogawa Plaza (requires purchase of key card from bikelink.org). There is garage parking for autos and bicycles in the City Center Garage (enter on 14th Street between Broadway and Clay). Visit the Alameda CTC website for more information on how to get to the Alameda CTC: <http://www.alamedactc.com/directions.html>.

Public Comment: Members of the public may address the committee regarding any item, including an item not on the agenda. All items on the agenda are subject to action and/or change by the committee. The chair may change the order of items.

Accommodations/Accessibility: Meetings are wheelchair accessible. Please do not wear scented products so that individuals with environmental sensitivities may attend. Call (510) 893-3347 (Voice) or (510) 834-6754 (TTD) five days in advance to request a sign-language interpreter.

This page intentionally left blank.



Alameda CTC Citizens Watchdog Committee Meeting Minutes
Monday, January 10, 2011, 5:30 p.m., 1333 Broadway, Suite 300, Oakland

Attendance Key (A = Absent, P = Present)

Members:

<u>P</u> James Paxson, Chair	<u>A</u> Thomas Gallagher	<u>A</u> Melody Marr
<u>P</u> Jo Ann Lew, Vice Chair	<u>A</u> Arthur Geen	<u>P</u> Harriette Saunders
<u>P</u> Pamela Belchamber	<u>P</u> James Haussener	<u>A</u> Dave Stark
<u>P</u> Roger Chavarin	<u>P</u> Miriam Hawley	<u>P</u> Hale Zukas
<u>P</u> Mike Dubinsky	<u>A</u> Erik Jensen	

Staff:

<u>P</u> Arthur L. Dao, Executive Director	<u>P</u> Tess Lengyel, Programs and Public Affairs Manager
<u>P</u> Anees Azad, Finance and Administration Manager	<u>P</u> Angie Ayers, Acumen Building Enterprise, Inc.

1. Audit and Compliance Report Review

The CWC members reviewed the Alameda CTC Program year-end audit and compliance reports from 5:30 to 6:30 p.m. Comments will be submitted to Tess Lengyel via e-mail by January 21, 2011. Tess explained that Alameda CTC will submit comments to the cities by the end of January. If anything needs clarification or appears to be inaccurate, the city must respond. If the city is out of compliance, a notification process is in place, and the city has 45 days to respond. If the response is not adequate, Alameda CTC can withhold funds per the agreement.

2. Welcome and Introductions

James Paxson, CWC Chair, called the meeting to order at 6:35 p.m. The meeting began with meeting outcomes.

3. Public Comments

There were no public comments.

4. Approval of January 10, 2011 Minutes

For item 7 on the minutes, members requested to include the word all in the sentence: "A total of 23 people attended, which included representative from all cities and agencies."

Roger Chavarin moved to approve the minutes with the correction and accept the ad-hoc committee minutes. JoAnn Lew seconded the motion. The motion carried unanimously.

5. Countywide Transportation Plan and Transportation Expenditure Plan Development Update

Beth Walukas, Alameda CTC Planning Manager, gave a presentation on the Countywide Transportation Plan and Transportation Expenditure Plan (CWTP-TEP) development. Her presentation also covered the Regional Transportation Plan (RTP) and the development of the Sustainable Community Strategy (SCS). The efforts for the CWTP-TEP involve coordination with four regional agencies: the Association of Bay Area Governments (ABAG), the Bay Area Air Quality Management District, the Metropolitan Transportation Commission (MTC), and the San Francisco Bay Conservation and Development Commission. Beth gave an overview of regional and countywide planning activities, and discussed the initial vision scenario that links land use to transportation. ABAG is coordinating with the jurisdictions on the purpose of the SCS. Beth summarized the countywide planning efforts, shared the CWTP-TEP implementation schedule with milestones, and summarized the outcome of the Alameda CTC Board Retreat in 2010.

She also provided information on the advisory committees involved in the process. The CWTP-TEP Steering Committee is made up of elected officials; the Technical Advisory Working Group (TAWG) consists of staff from the jurisdictions, transit agencies, and representatives from the Port of Oakland; and the Community Advisory Working Group (CAWG) consists of businesses, educators, and people from the community. In an effort to keep the CWC up to date on the regional, countywide, and sales tax planning processes, the CWTP-TEP will be an agenda item for every meeting.

Questions/feedback from members:

- Can Alameda County benefit from the SCS process by providing jobs? Staff stated that Alameda CTC will pay attention to this. We want an educated workforce and good paying jobs.
- Since MTC and ABAG are setting targets, will Alameda CTC have to work with their targets? Yes.
- It appears the Briefing Book has very little on goods movement. Are you reissuing the Briefing Book after receiving comments? Staff stated that CWC members can send comments to Tess and Beth. The Briefing Book will be updated based on comments from the advisory committees. Staff also mentioned that goods movement is one of the hardest things to update because the data is old.
- Will there be enough money for projects with the increased sales tax? The funding discussions will be difficult, and Alameda CTC wants to engage the CWC in the discussions.

Tess gave an overview of the CWTP-TEP outreach approach. She mentioned that community workshops in different areas of the county will take place. The kickoff for the outreach will take place at the Central County Transportation Forum. Because the workshops may not draw enough people, and Alameda CTC is developing an Outreach Toolkit that individuals can administer to reach the public. The short version of the toolkit can be used at an

organization where the group will allow the facilitator at least 15 minutes to identify transportation priorities and needs. The long version of the toolkit can be used if an organization wants to have a more in-depth conversation. Tess stated that the CAC will serve as a focus group for the short version of the Outreach Toolkit at the January 20 meeting.

Questions/feedback from the members:

- Who is approaching the city councils? Alameda CTC will approach them in the spring and early 2012. Tess mentioned that Alameda CTC is sharing information with the TAWG, the Commission, and Board of Supervisors staff.

6. CWC Member Reports/Issues Identification

There were no member reports.

7. Committee Leadership Training

Lou Hexter from Moore Iacofano Goltsman, Inc. (MIG) held a Committee Leadership Training for CWC and staff that covered being an effective committee member, time management, and decision making. Lou also reviewed the Brown Act and how the CWC and Alameda CTC meeting structure is set up to follow the rules of the Brown Act.

8. Staff Reports/Commission Actions

Tess informed the members of the Central County Transportation Forum on January 20 at Hayward City Hall.

Tess stated that Alameda CTC staff will discuss with building management the issue of the security guard being away from the door when members are attending evening meetings.

Members requested Alameda CTC staff bring pictures and ideas for the CWC Annual Report theme to the next meeting.

9. Adjournment/Next Meeting

The meeting adjourned at 9 p.m.

The next meeting is March 14, 2011 at Alameda CTC offices.

This page intentionally left blank.



MEMORANDUM

DATE: March 7, 2011

TO: Citizens Watchdog Committee

FROM: Tess Lengyel, Manager of Programs and Public Affairs

SUBJECT: Summary of Compliance Report Comments from CWC members

Recommendations:

It is recommended that the CWC review the attached comments and provide feedback at the meeting on March 14th on review process improvements or modifications.

Summary:

Each year, the Alameda CTC receives compliance reports from the 19 jurisdictions who received programmatic pass-through funds from the Alameda County half-cent transportation sales tax measure, known as Measure B. The compliance reports include an independent compliance audit as well as a compliance report that describes in more specific detail what projects or programs were constructed and how much was implemented in the reporting year; in what phases of project or program implementation the expenditures were made; what the funds were spent on; the amount of other funds that were used on the project or program; and what future plans are for the use of funds.

The CWC is tasked with reviewing all 19 reports, which are also placed on the agency's website, and to provide comments and questions to Alameda CTC staff for inclusion in the letters that the Alameda CTC sends to the jurisdictions to clarify expenditures and/or correct reports. Several members of the CWC have expressed interest in a more formalized process for reviewing and submitting comments and questions on the compliance reports.

During the past fiscal year, the CWC held an ad-hoc meeting to address large reserves reported by two jurisdictions in the FY 08/09 reports and recommendations from the ad hoc committee, which also relate to the compliance reports, is as follows:

The November 3, 2010, Ad-hoc Committee recommendations to the CWC are:

1. Should there be a cap on the amount of money an agency has for an ending balance? The Paratransit Advisory and Planning Committee (PAPCO) currently has a cap in place on

- how cities deal with reserves, and is a model that can be used for Bicycle and Pedestrian Safety, and Local Streets and Roads programs. PAPCO has a time period for cities to spend down their money for the paratransit program. How should the agreements help to direct those funds? Should Alameda CTC put more aggressive measures in place to enforce Measure B expenditures?
2. The CWC should request more project reporting at the CWC meetings annually with the jurisdictions to help the cities focus on their delivery processes and expenditures.
 3. Alameda CTC can modify the program compliance spreadsheet by allowing the jurisdictions to provide more detail instead of placing information in the “Other” category.

In addition to the ad hoc comments, some of the summary comments either made in meetings or in comments submitted include:

- Ensure that each jurisdiction adequately addresses how it will spend down reserves in the coming year(s) [similar to ad hoc item #1]
- Create a way to place all submitted materials on the website, including the attachments to the Program Compliance Report (photos of projects, signage, publications, website information, etc)
- Determine if there should be staff cost limits on the use of the funds and if there should be common costs per units delivered across all the jurisdictions
- Identify a process that makes it clearer on what the CWC should be looking for in reviewing the compliance materials, and offer CWC members an opportunity to comment on the compliance forms

Attached are comments that were submitted by some of the CWC members in their review of the compliance reports.

Attachment A – Comments from Mike Dubinsky

Attachment B – Comments from Joann Lew

From: Dubinsky
Sent: Wednesday, January 12, 2011 11:06 AM
To: Tess Lengyel (tlengyel@actia2022.com)
Subject: Reviewing the Audit & Compliance Reports

Tess – I have been reading / reviewing the Audit & Compliance reports from the Jurisdictions as well as the spread sheets and I believe I could use some guidance in terms of what to look for as I review them.

It occurred to me that since these submissions (perhaps not in their current form) have been coming to the ACTC staff for 9-10 years now there might be a list of the those aspects that might/should raise questions. For example:

1. Unspent monies of some significance. – This was a driving force for the special meetings which were held in early Nov 2010 and it seems that there are a goodly number of the jurisdictions which have unspent funds being reported. Most appear to provide some explanation but not everyone.
2. Unanswered questions ,e.g. blank boxes in the Compliance report documents. I see several unanswered questions which in theory should have an answer.
3. Inconsistencies between jurisdictional submissions. I know for example that several jurisdictions are committing effort to certain Mass Transit projects and I see money reported from one but not the other. Just seems that there would be consistency.
4. If the expense did not appear to fit into the programmatic area or seemed out of sync with the Measure B topics in general.
5. If the expense was too non-specific or vague thereby making one unable to determine if the money was appropriately spent.
6. I was also starting to look at the differences and similarities in the manner in which some jurisdictions spend money on the same program area.
 - a. Is there merit in doing that type of review? It may or may not generate specific questions. My objective is to see if the amount of money being spent per activity seems out of sync across the jurisdictions and if so is there a message to be drawn from it.
7. Times when jurisdictions state that they do not collect the information requested. I don't see where the Measure B required certain reporting details but if the ACTC has over time provided expectations to the jurisdictions and they are just ignoring them that would seem important.

A number of the submissions (Compliance reports) indicate that attachments were included but the attachments are not on line. Do we need to stop by the offices to review them. It is possible the attachments have answers to questions that might be generated.

I do not want to unnecessarily use up your time but not being an accountant I have not performed this type of review/audit previously. I guess my questions are, what are the standards we are reviewing against and will every reviewer be applying the same criteria?

Best regards
Mike Dubinsky

General comments

- a. Not all of the Jurisdictions (Berkeley, Hayward, Fremont, Newark, Pleasanton, and Union City) used an auditor located in Alameda County. Wouldn't that make sense since they are probably using Measure B funds to pay for the independent audit? Buy the service from a local supplier?
- b. Several of the jurisdictions use the same services to meet paratransit needs. E.g. MV Transportation is used by Fremont & Hayward & LAVTA. Would it be useful to see if their contract terms are for the same type of services and if so if the fee schedule is the same?
- c. None of the LS&R listings describe who is performing the work. Since it likely not being done by the City employees would it make sense to ask that question and determine whether the money is being awarded to appropriate Alameda County contractors?
- d. Several of the jurisdictions have maintained large Measure B reserves (I counted over \$21,000,000 total). This was a matter covered in the Nov 2010 special meetings for 2 jurisdictions. If jurisdictions are routinely doing so, and we have no problem with it, then would it make sense to ensure that the interest earned over time is the maximum available? Some coordinated approach to maintaining the unspent funds? Or is that an extra task which is not likely to have payoff?
- e. Reports on paratransit activity indicate a variety of mechanisms utilized from nationwide transportation firms (Veolia Transportation & MV Transportation, Inc.), jurisdiction owned vehicles, taxicabs, local transportation firms. Is there any best practice that could be discussed? E.g. Albany uses Taxis and a city owned shuttle. Taxi trips cost about 12.00/ride, Shuttles cost about 10.00/trip. Berkeley and Emeryville's taxi trips are more than 2X that amount. Or does the PAPCO Technical Committee already provide that type of review?

Mike Dubinsky comments on Measure B Audit Compliance reports Submitted to ACTC Staff for period beginning July 1, 2009 and ending June 30 2010.

Prepared by PMDubinsky Jan 2011

1. ACE –SJRRRC

- a. Per the Audit report \$1,911,217 was allocated to ACE during the time period. They began the time period with a balance of \$2,298,073 Measure B Funds. They spent \$1,936,980 and had a reserve of \$2,285,223 at the close of the time period. The SJRRRC only transfers a certain amount to ACE (they control other rail projects) But the reserve money is kept in a joint fund. Is the interest from the Measure B reserves fed back into the ACE system? It appears so however the formula for computing the Measure B related portion of interest from the larger fund is not provided.
- b. Exactly what are the specific expenditures that SJRRRC has for the Alameda County portion of the ACE system? Do we already know what they are?
- c. Per the spreadsheet 1518 trips were funded by Measure B. That amounts to 313 days using the 6 round trips / day schedule. How many passengers board at and debark at the Alameda County stations? Such information will allow for some evaluation of the cost/trip which Measure B is supporting for Alameda County.

The number of passengers listed on the Compliance report spread sheet is 3036 but that seems low and it isn't associated with a time period e.g. per/day.

2. **ACPWA** –
 - a. Attachments are indicated for the Compliance report but are not included. Can they be provided?
 - b. Over \$9.8 million Measure B funds left in reserve at close of reporting period for the two project areas reported on.
 - c. In the Spread sheet they bill Measure B for audits. No other Jurisdiction has a similar listing. Is this an issue?
 - d. Column H of the Spread sheet ads up different units and the addition is inaccurate (minor).
3. **ACTransit** – On the Spread sheet they show over 53.5 Million trips however there is no quantity or unit associated to the concept. Is it individual people who boarded a bus? Or did bus make 53 .5 million route trips?
4. **Alameda** – No data on riders for the Paratransit report. Seems like they ought to be able to provide ridership information. Attachments are indicated as being provided but are not available on line.
5. **BART (Paratransit only)** – BART paid Veolia Transportation, \$9,652,032. Do we have any details relative to the nature of that contract and / or the satisfaction level of users?
6. **Albany** – For Paratransit Albany uses Taxis and a city owned shuttle. Taxi trips cost about 12.00/ride, Shuttles cost about 10.00/trip. Could this approach be a model for other jurisdictions to use if they are not already using them?
7. **Berkeley** Berkeley uses Taxis for Paratransit. Average fee \$31.00/trip. Berkeley did not fill out the Compliance report for Paratransit yet they report using funds for taxi trips on the Spread sheet.
8. **Emeryville** uses taxis for paratransit trips. Cost is approx. \$26.00/trip. Emeryville does not collect certain ridership numbers info for some of the Paratransit trips – Why not?
9. **Fremont** - For the B&P they list an attachment –Can we be provided a copy? For LS&R they list an attachment – Can we be provided a copy?
 - a. Fremont list 2 items on the spreadsheet for Mass Transit yet has no write up in the Compliance reports to supplement the listings.
 - b. For the Paratransit spreadsheet Col. K listings they state that 12,278 individual trips were accomplished and 5,202 Group trips. Do they mean actual trips? Or the number of people transported?
 - c. For Meals on Wheels can they place a perspective on 45,233 meals? For example if MOW are only delivered on weekdays (313 days/yr) and includes only lunch & dinner 144 meals day? Does that mean 72 households receive deliveries 5 days / week? The cost is therefore \$94,920.00 it costs over \$15.00/day. Several other jurisdictions appear to have much lower costs associated with MOW
 - d. Fremont has over \$5 Mil of measure B funds in reserve at the close of the FY.
10. **Hayward** – Is providing at least some paratransit services to unincorporated Castro Valley, San Leandro & San Lorenzo. Should that be the responsibility of Alameda County? Or is it fine as long as someone is doing it?

11. **Newark** – The spread sheet indicates that over 11,700 Meals on Wheels were delivered however no cost is listed on the spread sheet. The Compliance report indicates at least \$7,000 for meal deliveries. Does something need to be synchronized?
12. **Oakland** –
 - a. Has over \$12 Mil in reserve Measure B funds at the close of the reporting period.
 - b. In reviewing the Spreadsheet listing (pages 1, 3&4) there are nine traffic signal installation projects listed. They range from \$1700-\$179,000 in cost. Why is there such a range of costs?
 - c. Spreadsheet, Page 2. Over \$4,000,000 in other expenses is listed with little definition. What services and items have been categorized into “Other”?
13. **Piedmont** – No questions
14. **Pleasanton** – Pleasanton pays a Congestion Mgt Fee of \$28,000 (See spreadsheet p.3) What is that fee? No other jurisdictions list such a fee.
15. **San Leandro** – In the Compliance report there was an unspent reserve of almost \$2mil yet no interest earned is reported. Please list the earned interest.

Program Compliance Report - FY09-10				Comments from JoAnn Lew
	Agency	Road Miles	Popu- lation	
City Agencies				
6	City of Alameda	142	75,409	What does PS&E mean?
7	City of Albany	30	17,000	
8	City of Berkeley	221.83 (centerline miles)	108,119	\$142,344 for salaries and benefits under Bike & Ped - what was accomplished or improved?
9	City of Dublin	104.39	48,821	
10	City of Emeryville	19.1	10,227	
11	City of Fremont	493	218,128	
12	City of Hayward	206	153,104	
13	City of Livermore	302 (centerline miles)	85,312	
14	City of Newark	104.5	44,380	
15	City of Oakland	836 (centerline miles)	430,666	Oakland subsidizes paratransit service in Piedmont. Please explain how this is accomplished and the benefits.
16	City of Piedmont	39.29	11,000	Oakland subsidizes paratransit service in Piedmont. Please explain how this is accomplished and the benefits.
17	City of Pleasanton	207	70,711	
18	City of San Leandro	179	81,850	What does PS&E mean?
19	City of Union City/ Union City Transit	138	75,054	What does PS&E mean?

This page intentionally left blank.

DRAFT OUTLINE

Alameda County Transportation Commission (Alameda CTC)
Citizens Watchdog Committee
Ninth Annual Report to the Public
July 2011

I. Measure B Introduction

Draft copy: In November 2000, Alameda County voters approved Measure B, which extended the county's half-cent transportation sales tax to 2022 and set forth a 20-year Expenditure Plan for use of the resultant revenues. Responsibility for managing Measure B funds rests with the Alameda County Transportation Commission (Alameda CTC), comprised of 22 members including all five Alameda County Supervisors, two representatives from Oakland, one representative from the other 13 cities, one representative from Alameda-Contra Costa Transit District (AC Transit) and one representative from San Francisco Bay Area Rapid Transit District (BART). The Alameda CTC was formed in July 2010 through a Joint Powers Agreement and is responsible for administering the transportation sales tax measure as well as the congestion management agency functions.

Measure B also established a Citizens Watchdog Committee (CWC) to monitor all expenditures on projects, programs and administration for compliance with the 2000 Expenditure Plan, including timely delivery of projects. The CWC reports its findings annually to the public. This ninth annual report covers Alameda CTC expenditures during the fiscal year ending June 30, 2010, and CWC actions since July 1, 2010, with a particular focus on project and program delivery during a down economy (economic recession?).

The CWC has been meeting regularly since June 2001. Our meetings are open to the public. Meeting schedules and agendas are available on the Alameda CTC website (www.alamedactc.org).

II. 2009/2010 Financials at a Glance

Include a chart that shows the 2009-2010 allocations to the jurisdictions. Give a description of the Measure B expenditures and the CWC's role in reviewing the compliance reports and audits.

III. CWC Activities

a. Program Reserves Requiring Special Attention

- Ad-hoc Committee focus on cities of Fremont and Oakland

DRAFT OUTLINE

b. CWC Recommendations

The CWC Ad-hoc Committee was satisfied with the verbal and handout materials explanations given by the Cities of Fremont and Oakland staff. The Ad-hoc Committee considerations for and recommendations to the CWC are as follows:

1. Should there be a cap on the amount of money an agency has for an ending balance? Should there be more aggressive measures put in place to enforce Measure B expenditures?
2. The CWC should request more project reporting at the CWC meetings annually with the jurisdictions to help the cities to focus on their delivery processes and expenditures.
3. Alameda CTC can modify the Program Compliance spreadsheet by allowing the jurisdictions to provide more detail instead of putting information under the other category, for example, the City of Oakland's \$5.7 million in administrative costs that went under the other category, could have other options for detailing more information.

IV. The Future of Transportation in Alameda County

a. Anticipated Revenues

Include a chart that shows actual versus projects tax revenues, and describe how the bar has risen from last year's predictions but there is still a shortfall.

b. Countywide Transportation Plan

Discuss the CWTP update and how it supports the RTP/SCS efforts. Explain how the projects/programs that Alameda CTC funds fit into the plan.

c. Transportation Expenditure Plan

Explain how the CWTP-TEP planning activities include the development of a new transportation expenditure plan, which will result in transportation funding for improvements throughout the county.

V. Alameda CTC Programs and Projects

Describe Measure B programs and the funding split for them, with details on the following.

a. Measure B Programs

- Local Streets and Roads (22.34% of net sales tax revenues)
- Mass Transit (21.92% of net sales tax revenues)
- Special Transportation for Seniors and Disabled (10.45% of net sales tax revenues)
- Bicycle and Pedestrian Safety Funds (5% of net sales tax revenues)
- Transit Center Development (0.19% of net sales tax revenues)
- Countywide Transportation Plan Update and Transportation Expenditure Plan

DRAFT OUTLINE

b. Projects Implementation Status

List the projects according to the following phases:

- *Complete*
- *In Construction*
- *Ready for Construction in 2011/2012*
- *Project Development*
 - *Design*
 - *Environmental*
 - *Scoping*

VI. CWC Members Fiscal Year 2010-2011

Name	Appointer
Pamela Belchamber	Alameda County Mayors' Conference, D-5
Roger Chavarin	Alameda Labor Council AFL-CIO
Peter Michael Dubinsky	Supervisor Nadia Lockyer, D-2
Thomas Gallagher	Alameda County Mayors' Conference, D-1
Arthur B. Geen	Alameda County Taxpayers Association
James Haussener	Supervisor Nate Miley, D-4
Jo Ann Lew	Alameda County Mayors' Conference, D-2
Miriam Hawley	League of Women Voters
Erik Jensen	East Bay Bicycle Coalition
James Paxson	EBEDA
Harriette Saunders	PAPCO
Hale Zukas	Supervisor Keith Carson
Vacancy	Alameda County Mayors' Conference, D-3
Vacancy	Alameda County Mayors' Conference, D-4
Vacancy	Supervisor Wilma Chan, D-3
Vacancy	Supervisor Scott Haggerty, D-1

VII. Plan, Fund, Deliver

Alameda CTC

Describe the merger and give an update on the merger progress. Include the new mission statement.

Protecting Your Investment

Talk about CWC oversight and how sponsors are required to return Measure B if a project gets cancelled or the Alameda CTC declines to grant project extensions.

Local Business Contract Equity Program

Describe this program.

DRAFT OUTLINE

A Call for Public Participation

Get people involved in the planning efforts, and invite them to participate in CWC.

Further Information

Provide more info on where to get documents, include contact info, etc.

Once the CWC approves the annual report outline and a subcommittee forms, staff will provide suggested photos for review and potential inclusion in the annual report.

DRAFT

CITIZENS WATCHDOG COMMITTEE ISSUES FORM**Alameda County Transportation Commission (Alameda CTC)****1333 Broadway, Suite 300****Oakland, California 94612****Voice: 510-893-3347 Fax: 510-893-6489**

The CWC is required to review all Measure B expenditures. This form allows formal documentation of potential issues of concern regarding expenditure of Measure B funds. A concern should only be submitted to the CWC if an issue is directly related to the potential misuse of Measure B funds or non-compliance with Alameda CTC agreements or the Expenditure Plan approved by voters. This form may be used only by acting CWC members.

Date: _____**Name:** _____**Email Address:** _____**Governmental Agency of Concern** (Include name of agency and all individuals)_____

_____**Agency's Phone Number:** _____**Agency's Address:** _____**City** _____ **Zip Code:** _____**Which one of the following Measure B expenditures is this concern related to:**

(Please check one)

☐ Capital Project ☐ Program ☐ Program Grant ☐ Administration

Please explain the nature of your concern and how you became aware of it providing as much detail as you can, including the name of the project or program, dates, times, and places where the issues you are raising took place. (Use additional sheets of paper if necessary)

PROCESS -

PROTECTION -

Action Taken - Please list other parties or agencies you have contacted in an attempt to more fully understand this issue and any actions you yourself have taken.



Memorandum

DATE: February 1, 2011

TO: Finance and Administration Committee

FROM: Patricia M. Reavey, Finance Director

SUBJECT: **Approval of Mid-Year Budget Update and Statement of Revenues and Expenditures for the Alameda County Transportation Improvement Authority (ACTIA)**

Recommendations

It is recommended that the Commission approve:

- The Mid-Year Budget Update (see Attachment A) which includes an increase in the ACTIA Capital Budget of \$4.4 million
- Statement of Revenues and Expenditures as of December 31, 2010 (see Attachment B)

Summary

Mid-Year Budget Update

- The Revised Budget reflects a \$12 million increase in sales tax revenues, from \$90 million to \$102 million, approved by the Commission in January 2011, and a \$20,000 increase in the equipment budget approved in December 2010.
- The Revised Budget also proposes an increase in the ACTIA Capital Budget of \$4.4 million due to Measure B commitments being moved forward in project funding plans based on funding source availability issues. ACTIA has experienced some fairly large swings in funding needs on projects such as BART Warm Springs Extension, BART Oakland Airport Connector, and I-580 Auxiliary Lanes (see Attachment C).

Statement of Revenues and Expenditures

- As of December 31, 2010, the ACTIA fund balance was \$296.8 million which is better than Mid-Year Budget by \$34.9 million or 13.3%. This positive variance is primarily the result of delays in the ACTA projects and projects with large Measure B commitments from the ACTIA.
- Revenues were \$55.5 million, which is higher than Mid-Year Budget by \$2.2 million or 4.1%.

- Expenditures were \$61.4 million, which is lower than Mid-Year Budget by \$32.8 million or 34.8% due to delays in the ACTA projects and projects with large Measure B commitments from the ACTIA.
- The ACTC and the ACTIA General Funds have offsetting variances in expenditures due to the transfer of administrative costs for the benefit of the ACTC from the ACTIA General Fund to the ACTC General Fund.
- The ACTIA Salary and Benefits Limitation ratio of 0.82% and Administrative Cost Limitation ratio of 3.06% were calculated based on actual expenditures and were found to be in compliance with the requirements of 1.00% and 4.50%, respectively.

Discussion

Historically the budget update document has been prepared consolidated with the update of actual revenues and expenditures for the period. These reports were prepared in a vertical format that has become difficult to maintain as additional funds have been added to the list of ACTIA governmental funds causing a difficulty in the break out of revenues and in accounting for the change in fund balance by fund.

For the FY2010-11 Mid-Year Budget Update, the format has been revised and is displayed horizontally. One of the benefits to this new format is that the budget and actual costs are broken out by fund and all activity in each section, be it budget, revised budget or actuals all represent the change in fund balance by that specific fund. Another benefit is that it segregates the request for a budget revision on the budget update document from the actual Statement of Revenues and Expenditures with a comparison to the mid-year budget so that year-to-date actuals and variance from budget can be reviewed without getting lost in the budget adjustment process.

Fiscal Impact

Approval of the recommended budget update will increase the Capital Budget by \$4.4 million for FY2010-11 to accommodate project spending needs for various projects.

Attachments

Attachment A -	The Mid-Year Budget Update
Attachment B -	The Statement of Revenues and Expenditures
Attachment C -	ACTIA FY2010-11 Capital Project Budget Mid-Year Update

Mid-Year Budget Update								
Fiscal Year 2010-11								
	General Fund ACTC	General Fund ACTIA	Capital Projects	Special Purpose	Pass-Through	CWTP Fund	ACTA Project Fund	Consolidated Total
ADOPTED BUDGET BY FUND								
Beginning Fund Balance	\$ -	\$ 14,532,186	\$ 87,350,878	\$ 11,592,946	\$ -	\$ -	\$ 189,243,754	\$ 302,719,764
REVENUES								
Sales Tax (Net)		4,050,000	34,465,950	3,070,782	48,413,268			90,000,000
Interest Income			1,111,000				1,750,000	2,861,000
Federal, State & Local Funds	159,250		728,677			776,834		1,664,761
Other Income		112,253						112,253
Total Revenues	159,250	4,162,253	36,305,627	3,070,782	48,413,268	776,834	1,750,000	94,638,014
EXPENDITURES	159,250	4,124,602	85,695,790	10,641,911	48,413,268	776,834	27,708,064	177,519,719
Ending Fund Balance	\$ -	\$ 14,569,837	\$ 37,960,715	\$ 4,021,817	\$ -	\$ -	\$ 163,285,690	\$ 219,838,059
REVISED BUDGET BY FUND								
Beginning Fund Balance	\$ -	\$ 14,532,186	\$ 87,350,878	\$ 11,592,946	\$ -	\$ -	\$ 189,243,754	\$ 302,719,764
REVENUES								
Sales Tax (Net)		4,590,000	39,061,416	3,480,214	54,868,370			102,000,000
Interest Income			1,111,000				1,750,000	2,861,000
Federal, State & Local Funds	159,250		728,677			776,834		1,664,761
Other Income		112,253						112,253
Total Revenues	159,250	4,702,253	40,901,093	3,480,214	54,868,370	776,834	1,750,000	106,638,014
EXPENDITURES	159,250	4,144,602	90,103,955	10,641,911	54,868,370	776,834	27,708,064	188,402,986
Ending Fund Balance	\$ -	\$ 15,089,837	\$ 38,148,016	\$ 4,431,249	\$ -	\$ -	\$ 163,285,690	\$ 220,954,792
BUDGET VARIANCE								
REVENUES								
Sales Tax (Net)		540,000	4,595,466	409,432	6,455,102			12,000,000
EXPENDITURES		20,000	4,408,165	-	6,455,102			10,883,267
Net Change	\$ -	\$ 520,000	\$ 187,301	\$ 409,432	\$ -	\$ -	\$ -	\$ 1,116,733

Statement of Revenues and Expenditures

Fiscal Year 2010-11

As of December 31, 2010

	General Fund ACTC	General Fund ACTIA	Capital Projects Fund	Special Purpose Funds	Pass- Through	CWTP Fund	ACTA Project Fund	Consolidated Total
ACTUALS AS OF DECEMBER 31, 2010								
Beginning Fund Balance	\$ -	\$ 14,532,186	\$ 87,350,878	\$ 11,592,946	\$ -	\$ -	\$ 189,243,754	\$ 302,719,764
REVENUES								
Sales Tax (Net)		2,342,739	19,936,889	1,776,307	28,004,855			52,060,791
Interest Income			472,937				1,959,648	2,432,585
Federal, State & Local Funds	268,603		668,903			23,661		961,166
Other Income		39,528						39,528
Total Revenues	268,603	2,382,268	21,078,729	1,776,307	28,004,855	23,661	1,959,648	55,494,070
EXPENDITURES								
	268,603	1,817,675	22,542,115	1,585,643	28,004,855	23,661	7,199,714	61,442,266
Ending Fund Balance	\$ -	\$ 15,096,779	\$ 85,887,492	\$ 11,783,610	\$ -	\$ -	\$ 184,003,688	\$ 296,771,568
MID-YEAR BUDGET BY FUND								
Beginning Fund Balance	\$ -	\$ 14,532,186	\$ 87,350,878	\$ 11,592,946	\$ -	\$ -	\$ 189,243,754	\$ 302,719,764
REVENUES								
Sales Tax (Net)		2,295,000	19,530,708	1,740,107	27,434,185			51,000,000
Interest Income			555,500				875,000	1,430,500
Federal, State & Local Funds	79,625		364,339			388,417		832,381
Other Income		56,127						56,127
Total Revenues	79,625	2,351,127	20,450,547	1,740,107	27,434,185	388,417	875,000	53,319,007
EXPENDITURES								
	79,625	2,072,301	45,051,978	5,320,956	27,434,185	388,417	13,854,032	94,201,493
Ending Fund Balance	\$ -	\$ 14,811,012	\$ 62,749,447	\$ 8,012,098	\$ -	\$ -	\$ 176,264,722	\$ 261,837,278
VARIANCE								
REVENUES								
Sales Tax (Net)	-	47,739	406,181	36,200	570,670	-	-	1,060,791
Interest Income	-	-	(82,563)	-	-	-	1,084,648	1,002,085
Federal, State & Local Funds	188,978	-	304,564	-	-	(364,756)	-	128,786
Other Income	-	(16,598)	-	-	-	-	-	(16,598)
Total Revenues	188,978	31,141	628,182	36,200	570,670	(364,756)	1,084,648	2,175,063
EXPENDITURES								
	188,978	(254,626)	(22,509,863)	(3,735,313)	570,670	(364,756)	(6,654,318)	(32,759,227)
Net Variance	\$ -	\$ 285,767	\$ 23,138,045	\$ 3,771,513	\$ -	\$ -	\$ 7,738,966	\$ 34,934,290

ACTIA FY2010-11 CAPITAL PROJECT BUDGET

MID-YEAR UPDATE

FY10/11 Budget Variances - (Mid-Year Update - January 2011) less (Original Budget - June 2010)

Proj. No.	Project	Original Budget	Mid-Year Update	Difference (Update less Original)	Comments
1	ACE Capital Improvements	\$ 2,000,000.00	\$ 500,000.00	\$ (1,500,000.00)	Individual projects in program delayed by sponsor
2	BART Warm Springs Extension	\$ 27,100,000.00	\$ 34,385,277.54	\$ 7,285,277.54	Stage 2 costs advanced (per PSFA)
3	BART Oakland Airport Connector	\$ 532,668.56	\$ 7,460,364.04	\$ 6,927,695.48	Update based on Sponsor's estimate (contractors proposal due soon) after award of the contract
4	Downtown Oakland Streetscape	\$ 4,313,000.00	\$ 32,700.31	\$ (4,280,299.69)	Project delayed by Sponsor (pending resolution of basement issue)
5	Fruitvale Transit Village	\$ -	\$ -	\$ -	
6	Union City Intermodal Station	\$ 1,400,549.88	\$ 3,903,352.74	\$ 2,502,802.86	Update based on Sponsor submitting invoices (project nearly complete)
7A	Telegraph Avenue Bus Rapid Transit	\$ 1,564,557.00	\$ 2,564,557.00	\$ 1,000,000.00	Project Sponsor closing out sub-projects (Q3 invoices in hand)
7B	San Pablo Avenue Corridor Transit	\$ -	\$ -	\$ -	
7C	Telegraph Avenue Rapid Bus Service	\$ -	\$ -	\$ -	
8	I-680 Express Lane	\$ 8,683,391.83	\$ 7,046,165.16	\$ (1,637,226.67)	Sponsor used other funds and delayed MB expenditures
9	Ironhorse Trail	\$ -	\$ -	\$ -	
10	I-880/Broadway-Jackson I/C	\$ 2,738,000.00	\$ 207,829.21	\$ (2,530,170.79)	Project delayed due to approvals required by other agencies for ACTC to proceed
11	I-880/Washington Ave I/C	\$ 159,025.24	\$ 25.24	\$ (159,000.00)	Update reflects current project status
12	I-580 Castro Valley I/C	\$ 1,758,247.91	\$ 3,999,333.28	\$ 2,241,085.37	Additional expenditures estimated at closeout (reimbursements also adjusted)
13	Lewelling/East Lewelling	\$ 3,000,000.00	\$ 1,950,000.00	\$ (1,050,000.00)	MB project delayed due to utility undergrounding being implemented in concert
14A	I-580 Auxiliary Lanes - W/B Fallon to Tassajara	\$ -	\$ 1,079,026.91	\$ 1,079,026.91	Update reflects current project funding plan (Sponsor adjusting funding plan)
14B	I-580 Auxiliary Lanes - W/B Airway to Fallon	\$ 1,738,555.81	\$ 350,000.00	\$ (1,388,555.81)	Update reflects current project funding plan (Sponsor adjusting funding plan)
14C	I-580 Auxiliary Lanes - E/B El Charro to Airway	\$ 2,763,435.78	\$ 7,588,933.86	\$ 4,825,498.08	MB funds are for ACTIA 21 (exchanged) additional costs at closeout
15	Rte 92/Clawiter-Whitesell I/C	\$ 1,155,000.00	\$ 650,000.00	\$ (505,000.00)	Update reflects current project status
16	Oakland Local Streets	\$ -	\$ -	\$ -	
17	Hesperian/Lewelling Widening	\$ 400,000.00	\$ -	\$ (400,000.00)	Update reflects current project status (17B combined with ACTIA 13)
18	Westgate Extension	\$ 625,000.00	\$ 428,000.00	\$ (197,000.00)	Update reflects current project status
19	E. 14th/Hesperian/150th Improvements	\$ 536,197.55	\$ 536,197.55	\$ -	
20	Newark Local Streets	\$ -	\$ -	\$ -	
21	I-238 Widening	\$ -	\$ -	\$ -	
22	I-680/I-880 Cross Connector Study	\$ 500,000.00	\$ 50,000.00	\$ (450,000.00)	Update reflects current project status
23	Isabel - Route 84/I-580 I/C	\$ 12,716,672.00	\$ 6,849,051.72	\$ (5,867,620.28)	Update reflects current project funding plan (Sponsor adjusting funding plan)
24	Route 84 Expressway	\$ 6,174,545.81	\$ 4,003,007.15	\$ (2,171,538.66)	Update reflects current project status (Environmental/Utility delays resulting in delay to subsequent phase expenditures)
25	Dumbarton Corridor	\$ 650,000.00	\$ 134,766.28	\$ (515,233.72)	Update reflects current project status
26	I-580 Corridor/BART to Livermore	\$ 3,140,845.26	\$ 3,398,291.04	\$ 257,445.78	Update reflects current project status
27	Congestion Relief Emergency Fund - Unallocated	\$ -	\$ -	\$ -	
27A	Congestion Relief Emergency Fund - Vasco Road	\$ -	\$ -	\$ -	
27B	Congestion Relief Emergency Fund - I-80 ICM	\$ 409,021.38	\$ 600,000.00	\$ 190,978.62	Additional MB funds allocated Dec 2010
27C	Congestion Relief Emergency Fund - I-880 23rd-29th	\$ -	\$ 750,000.00	\$ 750,000.00	New project added and allocated Dec 2010
Total MB Capital Project Expenditures		\$ 84,058,714.01	\$ 88,466,879.03	\$ 4,408,165.02	
Totals			Totals	Totals	

This page intentionally left blank.



Memorandum

DATE: February 1, 2011

TO: Finance and Administration Committee

FROM: Arthur L. Dao, Executive Director
Patricia M. Reavey, Director of Finance
Anees A. Azad, Finance and Administration Manager

SUBJECT: **Approval of the Consolidated Mid-Year Investment Report**

Recommendation

It is recommended that the Committee approve the attached Alameda CTC Consolidated Mid-Year Investment Report (Attachment A).

Summary

- As of December 31, 2010, total cash and investments held by the Alameda CTC were \$318.0 million. This total is down \$9.6 million or 2.9% from the prior year-end balance of \$327.6 million.
- The reduction in the ACTA balance of \$2.9 million or 1.6% and the ACTIA balance of \$3.3 million or 2.7% were primarily due to capital expenditures. The decrease in the ACCMA balance of \$3.4 million or 14.4% was due to a net drawdown in the Exchange Fund.
- Investment yields continue to decline with the return on investment for the Alameda CTC at 1.56% compared to the prior year return of 2.88%. However, interest was projected for the FY2010-11 budget at a rate of 1.00%.
- The near-term strategy for investments is to gradually reduce the investment horizon. This strategy anticipates the need to draw down cash balances for ACTA ACTIA capital projects, as demonstrated by the capital project cash flow projections. The ACTIA is projecting the depletion of its capital fund balances in FY 2012-13 which will require external financing to satisfy capital project obligations.
- Attached is a detail list of investments managed by the ACTA and the ACTIA investment advisors. These managed investments remain compliant with the current, adopted Investment Policy.

Attachments:

Attachment A - Investment Status Report

Attachment B - Detail of Investment Holdings (managed by PFM and Chandler)

This page intentionally left blank

Alameda CTC

Investment Status Report

Mid-Year December 31, 2010

ACTA	Pre-Audit		Interest Earned				Audited-FYE 2010	
	Investment Balance		Interest earned	Mid-Year December 31, 2010 Approx. ROI	Budget @ 1%	Difference	Investment Balance FYE June 30, 2010	Interest earned FYE 2010
Checking UBOC	\$ 31,372	\$	37	0.24%			\$ 53,614	\$ 193
State Treas. Pool (LAIF)	29,981,705		61,244	0.41%			17,858,450	99,664
Investment Advisors (1)	150,044,537		1,898,366	2.53%			165,070,857	5,731,340
ACTA Total	180,057,614	\$	1,959,647	2.18%	\$ 875,000	\$ 1,084,647	182,982,921	5,831,197
							Approx. ROI	3.19%
ACTIA	Pre-Audit		Interest Earned				Audited-FYE 2010	
	Investment Balance		Interest earned	Mid-Year December 31, 2010 Approx. ROI	Budget @ 1%	Difference	Investment Balance FYE June 30, 2010	Interest earned FYE 2010
Community Bank (OPEB)(2)	\$ 909,057	\$	454	0.10%			\$ 929,128	\$ 5,790
Checking UBOC	\$ 1,321,892	\$	963	0.15%			\$ 4,091,191	\$ 3,148
State Treas. Pool (LAIF)	48,079,302		111,739	0.46%			49,999,050	266,298
State Treas. Pool (LAIF-ACTA)	20,000,000		16,634	0.17%			7,040,371	759,036
AC Transit Loan (3)	-		68,624				60,189,855	2,467,234
Investment Advisors (1)	48,583,672		284,782	1.17%			121,320,467	3,495,716
ACTIA Total	117,984,866	\$	482,742	0.82%	\$ 555,500	\$ (72,758)	Approx. ROI	2.88%
ACCMA	Pre-Audit		Interest Earned				Audited-FYE 2010	
	Investment Balance		Interest earned	Mid-Year December 31, 2010 Approx. ROI	Budget	Difference	Investment Balance FYE June 30, 2010	Interest earned FYE 2010
Wells Fargo Bank (Checking)	\$ 2,128,090	\$	-	0.00%			\$ 2,072,659	\$ -
State Treas. Pool (LAIF)	6,765,650		17,816	0.53%			10,117,784	26,556
TVTC Prepayment Reserve Fund (LAIF) (4)	6,180,825		15,243	0.49%			6,192,095	40,585
San Leandro Marina Prepayment (LAIF) (4)	4,879,952		12,135	0.50%			4,939,236	32,681
ACCMA Total	\$ 19,954,517	\$	45,193	0.45%	\$ -	\$ 45,193	\$ 23,321,774	\$ 99,822
							Approx. ROI	0.43%
GRAND TOTAL-ACTC	\$ 317,996,997	\$	2,487,582	1.56%	\$ 1,430,500	\$ 1,057,082	\$ 327,625,162	\$ 9,426,735

Notes:

(1) See attachments for detail of investment holdings managed by the Investment Advisors.

(2) The OPEB/Health Retirement account and related interest income is held in a irrevocable trust and does not appear on ACTIA's balance sheet.

(3) The Loan to AC Transit was carried with an interest rate of 6% plus 1% for admin fees. This loan has been repaid in full in the current quarter.

(4) Tri Valley Transportation Commission and San Leandro Marina project funds are invested in LAIF with interest accruing back to the specific project fund.

(5) All investments will be marked to market on the financial statements at the end of the fiscal year.

This page intentionally left blank


Alameda County Transportation Authority
Account #470
Holdings Report
 As of 12/31/10

CUSIP	Security Description	Par Value/Units	Purchase Date Book Yield	Cost Value Book Value	Mkt Price Mkt YTM	Market Value Accrued Int.	% of Port. Gain/Loss	Moody S&P	Term (yrs) Duration
31398ARH7	FNMA Note 3.375% Due 5/19/2011	3,150,000.00	04/09/2009 1.44 %	3,275,574.75 3,172,623.13	101.22 0.19 %	3,188,392.20 12,403.13	3.95 % 15,769.07	Aaa AAA	0.38 0.38
3133XQQQ8	FHLB Note 2.625% Due 5/20/2011	825,000.00	01/08/2009 1.69 %	842,715.22 827,859.95	100.94 0.19 %	832,734.38 2,466.41	1.03 % 4,874.43	Aaa AAA	0.38 0.39
3134A4M1	FHLMC Note 6% Due 6/15/2011	2,500,000.00	11/06/2008 2.99 %	2,687,222.50 2,532,517.59	102.63 0.23 %	2,565,625.00 6,666.67	3.17 % 33,107.41	Aaa AAA	0.45 0.46
3133XRCW8	FHLB Note 3.375% Due 6/24/2011	3,225,000.00	05/28/2010 0.57 %	3,320,927.63 3,268,019.09	101.41 0.44 %	3,270,353.18 2,116.41	4.04 % 2,334.09	Aaa AAA	0.48 0.48
3133XRRU6	FHLB Note 3.625% Due 7/1/2011	2,500,000.00	01/08/2009 1.81 %	2,609,580.00 2,521,964.54	101.69 0.24 %	2,542,187.50 44,809.03	3.19 % 20,222.96	Aaa AAA	0.50 0.49
31331VJ80	FFCB Note 5.375% Due 7/18/2011	2,500,000.00	06/16/2008 3.98 %	2,599,910.00 2,517,599.80	102.72 0.40 %	2,567,970.00 60,842.01	3.24 % 50,370.20	Aaa AAA	0.55 0.53
3137EAAF6	FHLMC Note 5.25% Due 7/18/2011	2,500,000.00	01/08/2009 1.64 %	2,722,120.00 2,547,804.09	102.69 0.33 %	2,567,187.50 59,427.08	3.24 % 19,383.41	Aaa AAA	0.55 0.53
3133XHPH9	FHLB Note 4.875% Due 11/18/2011	2,500,000.00	06/04/2009 1.35 %	2,711,595.00 2,575,805.80	103.88 0.46 %	2,596,875.00 14,557.29	3.22 % 21,069.20	Aaa AAA	0.88 0.87
31331GKY4	FFCB Note 2% Due 1/17/2012	1,475,000.00	11/16/2009 1.14 %	1,502,218.18 1,488,110.15	101.63 0.44 %	1,498,968.75 13,438.89	1.87 % 10,858.60	Aaa AAA	1.05 1.03
880591DT6	Tennessee Valley Authority Note 6.79% Due 5/23/2012	2,125,000.00	06/17/2008 4.25 %	2,317,763.00 2,193,334.69	108.54 0.63 %	2,306,413.38 15,230.35	2.86 % 113,078.69	Aaa AAA	1.39 1.34
3137EAAZ2	FHLMC Note 4.625% Due 10/25/2012	2,500,000.00	07/09/2008 3.99 %	2,562,070.00 2,526,245.16	107.19 0.64 %	2,679,687.50 21,197.92	3.33 % 153,442.34	Aaa AAA	1.82 1.75
3133XP2W3	FHLB Note 3.375% Due 2/27/2013	2,500,000.00	07/09/2008 4.02 %	2,432,425.00 2,468,547.49	105.53 0.78 %	2,638,282.50 29,062.50	3.29 % 169,735.01	Aaa AAA	2.16 2.07
880591CW0	Tennessee Valley Authority Note 6% Due 3/15/2013	4,000,000.00	Various 3.45 %	4,407,900.00 4,206,886.18	111.20 0.86 %	4,447,980.00 70,666.67	5.58 % 241,093.82	Aaa AAA	2.21 2.06
31398ASD5	FNMA Note 3.875% Due 7/12/2013	1,700,000.00	04/09/2009 2.24 %	1,811,683.20 1,766,462.67	107.41 0.91 %	1,825,907.10 30,924.65	2.29 % 59,444.43	Aaa AAA	2.53 2.39
880591DW9	Tennessee Valley Authority Note 4.75% Due 8/1/2013	4,000,000.00	Various 2.35 %	4,411,330.00 4,233,671.16	109.51 1.01 %	4,380,484.00 79,166.67	5.50 % 146,812.84	Aaa AAA	2.59 2.41
31331JU38	FFCB Callable Note 1X 3/23/11 1.1% Due 9/23/2013	880,000.00	09/13/2010 1.10 %	880,000.00 880,000.00	99.88 1.15 %	878,900.00 2,635.11	1.09 % (1,100.00)	Aaa AAA	2.73 1.94
31398A4A7	FNMA Callable Note 1X 9/27/11 1.2% Due 9/27/2013	1,750,000.00	09/10/2010 1.20 %	1,750,000.00 1,750,000.00	99.81 1.27 %	1,746,718.75 5,483.33	2.16 % (3,281.25)	Aaa AAA	2.74 2.32
31331GCS6	FFCB Note 3.875% Due 10/7/2013	2,300,000.00	02/04/2009 2.89 %	2,397,934.00 2,358,013.69	107.78 1.02 %	2,478,969.90 20,795.83	3.08 % 120,956.21	Aaa AAA	2.77 2.62
3133XSAE8	FHLB Note 3.625% Due 10/18/2013	2,000,000.00	03/03/2009 2.69 %	2,080,600.00 2,048,722.68	106.78 1.15 %	2,135,626.00 14,701.39	2.65 % 86,903.32	Aaa AAA	2.80 2.66



Alameda County Transportation Authority
Account #470

Holdings Report
As of 12/31/10

CUSIP AGENCY	Security Description	Par Value/Units	Purchase Date Book Yield	Cost Value Book Value	Mkt Price Mkt YTM	Market Value Accrued Int.	% of Port. Gain/Loss	Moody S&P	Term (yrs) Duration
3134A4UK8	FHLMC Note 4.875% Due 11/15/2013	2,500,000.00	01/08/2009 2.44 %	2,776,632.50 2,663,855.16	110.84 1.03 %	2,771,095.00 15,572.92	3.44 % 107,239.84	Aaa AAA	2.88 2.70
Total Agency		47,430,000.00	2.45 %	50,100,200.98 48,548,043.02	0.67 %	49,920,357.64 522,164.26	62.25 % 1,372,314.62	Aaa AAA	1.60 1.50
FDIC INSURED US CORPORATE									
69351CAA1	PNC Funding Corp FDIC Guaranteed Note 1.875% Due 6/22/2011	2,675,000.00	05/27/2010 0.58 %	2,711,495.03 2,691,304.27	100.77 0.25 %	2,695,626.93 1,253.91	3.33 % 4,322.66	Aaa AAA	0.47 0.47
91160HAA5	US Bancorp FDIC Guaranteed Note 2.25% Due 3/13/2012	3,210,000.00	03/10/2009 2.25 %	3,209,614.80 3,209,846.41	102.03 0.55 %	3,275,085.96 21,667.50	4.07 % 65,239.55	Aaa AAA	1.20 1.18
38146FAA9	Goldman Sachs FDIC Guaranteed Note 3.25% Due 6/15/2012	2,000,000.00	12/08/2008 2.83 %	2,027,720.00 2,011,481.53	103.81 0.62 %	2,076,190.00 2,888.89	2.57 % 64,708.47	Aaa AAA	1.46 1.43
06050BAA9	Bank of America Corp FDIC Guaranteed Note 3.125% Due 6/15/2012	2,100,000.00	12/19/2008 2.01 %	2,178,477.00 2,132,837.89	103.57 0.66 %	2,175,003.60 2,916.67	2.69 % 42,165.71	Aaa AAA	1.46 1.43
94974AAC0	Wells Fargo & Company FDIC Guaranteed Note 2.125% Due 6/15/2012	1,900,000.00	03/25/2009 2.13 %	1,899,506.00 1,899,776.37	102.30 0.54 %	1,943,679.10 1,794.44	2.40 % 43,902.73	Aaa AAA	1.46 1.44
36967HAV9	GE Capital Corp FDIC Guaranteed Note 2.125% Due 12/21/2012	2,180,000.00	06/03/2009 2.10 %	2,182,071.00 2,181,154.12	102.74 0.72 %	2,239,810.48 1,286.81	2.77 % 58,656.36	Aaa AAA	1.98 1.93
481247AM6	JP Morgan Chase FDIC Guaranteed Note 2.125% Due 12/26/2012	3,250,000.00	04/22/2009 2.04 %	3,260,075.00 3,255,455.10	102.75 0.73 %	3,339,511.50 959.20	4.12 % 84,056.40	Aaa AAA	1.99 1.95
Total FDIC Insured US Corporate		17,315,000.00	1.96 %	17,468,958.83 17,381,855.69	0.58 %	17,744,907.57 32,767.42	21.94 % 363,051.88	Aaa AAA	1.43 1.40
MONEY MARKET FUND FI									
431114701	Highmark Govt Money Market Fund	188,731.81	Various 0.04 %	188,731.81 188,731.81	1.00 0.04 %	188,731.81 0.00	0.23 % 0.00	Aaa AAA	0.00 0.00
Total Money Market Fund FI		188,731.81	0.04 %	188,731.81 188,731.81	0.04 %	188,731.81 0.00	0.23 % 0.00	Aaa AAA	0.00 0.00
US TREASURY									
912828FA3	US Treasury Note 4.75% Due 3/31/2011	2,500,000.00	07/10/2008 2.67 %	2,635,750.56 2,512,166.97	101.09 0.33 %	2,527,245.00 30,339.97	3.16 % 15,078.03	TSY TSY	0.25 0.25
912828FD7	US Treasury Note 4.875% Due 4/30/2011	2,000,000.00	11/29/2007 3.15 %	2,110,703.13 2,010,564.29	101.51 0.31 %	2,030,234.00 16,698.90	2.53 % 19,669.71	TSY TSY	0.33 0.33
912828FK1	US Treasury Note 5.125% Due 6/30/2011	2,000,000.00	Various 3.47 %	2,109,414.06 2,015,237.94	102.43 0.27 %	2,048,516.00 283.14	2.53 % 33,278.06	TSY TSY	0.50 0.50



Alameda County Transportation Authority
Account #470

Holdings Report
As of 12/31/10

CUSIP	Security Description	Par Value/Units	Purchase Date Book Yield	Cost Value Book Value	Mkt Price Mkt YTM	Market Value Accrued Int.	% of Port. Gain/Loss	Moody S&P	Term (yrs) Duration
US TREASURY									
912828FS4	US Treasury Note 4.625% Due 8/31/2011	1,800,000.00	04/03/2008 2.30 %	1,936,054.69 1,826,531.21	102.87 0.29 %	1,851,609.60 28,286.60	2.32 % 25,078.39	TSY TSY	0.67 0.65
912828KA7	US Treasury Note 1.125% Due 12/15/2011	1,500,000.00	11/16/2009 0.90 %	1,506,919.09 1,503,176.57	100.75 0.33 %	1,511,308.50 788.12	1.87 % 8,131.93	TSY TSY	0.96 0.95
912828GQ7	US Treasury Note 4.5% Due 4/30/2012	1,200,000.00	10/04/2007 4.18 %	1,215,703.13 1,204,576.93	105.50 0.35 %	1,266,046.80 9,248.62	1.57 % 61,469.87	TSY TSY	1.33 1.30
912828HG8	US Treasury Note 3.875% Due 10/31/2012	1,225,000.00	08/27/2008 2.88 %	1,272,616.41 1,245,888.77	106.09 0.53 %	1,299,600.05 8,130.01	1.61 % 53,711.28	TSY TSY	1.84 1.77
Total US Treasury		12,225,000.00	2.78 %	12,787,161.07 12,318,142.68	0.33 %	12,534,559.95 93,775.36	15.58 % 216,417.27	TSY TSY	0.72 0.71
TOTAL PORTFOLIO									
		77,158,731.81	2.39 %	80,545,052.69 78,436,773.20	0.60 %	80,388,556.97 648,707.04	100.00 % 1,951,783.77	Aaa AAA	1.42 1.35
TOTAL MARKET VALUE PLUS ACCRUED						81,037,264.01			



Alameda County Transport. Improvement Authority
Account #471

Holdings Report
As of 12/31/10

CUSIP	Security Description	Par Value/Units	Purchase Date Book Yield	Cost Value Book Value	Mkt Price Mkt YTM	Market Value Accrued Int.	% of Port. Gain/Loss	Moody S&P	Term (yrs) Duration
31331YG46	FFCB Note 2.625% Due 4/21/2011	1,210,000.00	04/01/2010 0.51 %	1,236,674.45 1,217,701.28	100.72 0.27 %	1,218,697.48 6,176.04	4.50 % 996.20	Aaa AAA	0.30 0.31
31398AWQ1	FNMA Note 1.375% Due 4/28/2011	1,000,000.00	06/22/2010 0.40 %	1,008,195.00 1,003,102.96	100.38 0.22 %	1,003,750.00 2,406.25	3.70 % 647.04	Aaa AAA	0.32 0.32
31359MJH7	FNMA Note 6% Due 5/15/2011	1,835,000.00	04/01/2010 0.56 %	1,945,492.69 1,871,558.08	102.13 0.28 %	1,873,993.75 14,068.33	6.94 % 2,435.67	Aaa AAA	0.37 0.37
31398ARH7	FNMA Note 3.375% Due 5/19/2011	1,500,000.00	01/08/2009 1.63 %	1,560,225.00 1,509,664.01	101.22 0.19 %	1,518,282.00 5,906.25	5.60 % 8,617.99	Aaa AAA	0.38 0.38
3133XQQQ8	FHLB Note 2.625% Due 5/20/2011	1,500,000.00	01/08/2009 1.69 %	1,532,209.50 1,505,199.91	100.94 0.19 %	1,514,062.50 4,484.38	5.58 % 8,862.59	Aaa AAA	0.38 0.39
31331JPX5	FFCB Note 0.5% Due 6/1/2011	1,000,000.00	06/22/2010 0.45 %	1,000,504.00 1,000,221.88	100.13 0.20 %	1,001,250.00 416.67	3.68 % 1,028.12	Aaa AAA	0.42 0.42
3133XR4U1	FHLB Note 3.125% Due 6/10/2011	1,920,000.00	04/01/2010 0.59 %	1,977,262.08 1,941,257.38	101.16 0.50 %	1,942,200.96 3,500.00	7.15 % 943.58	Aaa AAA	0.44 0.44
3134A4FM1	FHLMC Note 6% Due 6/15/2011	1,410,000.00	Various 2.64 %	1,495,439.22 1,430,708.77	102.63 0.23 %	1,447,012.50 3,760.00	5.33 % 16,303.73	Aaa AAA	0.45 0.46
31331YY46	FFCB Note 3.9% Due 6/20/2011	750,000.00	06/28/2010 0.44 %	775,252.50 762,058.78	101.69 0.30 %	762,656.25 893.75	2.81 % 597.47	Aaa AAA	0.47 0.47
3137EABN8	FHLMC Note 3.875% Due 6/29/2011	1,000,000.00	06/22/2010 0.45 %	1,034,750.00 1,016,766.17	101.75 0.33 %	1,017,500.00 215.28	3.74 % 733.83	Aaa AAA	0.49 0.49
3133XRRU6	FHLB Note 3.625% Due 7/1/2011	1,500,000.00	01/08/2009 1.81 %	1,565,748.00 1,513,178.72	101.69 0.24 %	1,525,312.50 26,885.42	5.70 % 12,133.78	Aaa AAA	0.50 0.49
31331VJ80	FFCB Note 5.375% Due 7/18/2011	1,000,000.00	06/16/2008 3.98 %	1,039,964.00 1,007,039.92	102.72 0.40 %	1,027,188.00 24,336.81	3.86 % 20,148.08	Aaa AAA	0.55 0.53
3137EAAF6	FHLMC Note 5.25% Due 7/18/2011	1,400,000.00	01/08/2009 1.64 %	1,524,387.20 1,426,770.29	102.69 0.33 %	1,437,625.00 33,279.17	5.41 % 10,854.71	Aaa AAA	0.55 0.53
3133XHPH9	FHLB Note 4.875% Due 11/18/2011	1,000,000.00	10/28/2008 3.78 %	1,031,172.00 1,008,974.18	103.88 0.46 %	1,038,750.00 5,822.92	3.84 % 29,775.82	Aaa AAA	0.88 0.87
Total Agency		18,025,000.00	1.43 %	18,727,275.64 18,214,202.33	0.30 %	18,328,280.94 132,151.27	67.85 % 114,078.61	Aaa AAA	0.46 0.45
FDIC INSURED BUS. CORPORATE									
69351CAA1	PNC Funding Corp FDIC Guaranteed Note 1.875% Due 6/22/2011	900,000.00	05/27/2010 0.58 %	912,278.70 905,485.55	100.77 0.25 %	906,939.90 421.88	3.33 % 1,454.35	Aaa AAA	0.47 0.47
91160HAA5	US Bancorp FDIC Guaranteed Note 2.25% Due 3/13/2012	1,225,000.00	03/10/2009 2.25 %	1,224,853.00 1,224,941.39	102.03 0.55 %	1,249,838.10 8,268.75	4.62 % 24,896.71	Aaa AAA	1.20 1.18
38146FAA9	Goldman Sachs FDIC Guaranteed Note 3.25% Due 6/15/2012	800,000.00	12/08/2008 2.83 %	811,088.00 804,592.61	103.81 0.62 %	830,476.00 1,155.56	3.06 % 25,883.39	Aaa AAA	1.46 1.43




Alameda County Transport. Improvement Authority Account #471

Holdings Report

As of 12/31/10

CUSIP	Security Description	Par Value/Units	Purchase Date Book Yield	Cost Value Book Value	Mkt Price Mkt YTM	Market Value Accrued Int.	% of Port. Gain/Loss	Moody S&P	Term (yrs) Duration
FDIC INSURED US CORPORATE									
06050BAA9	Bank of America Corp FDIC Guaranteed Note 3.125% Due 6/15/2012	800,000.00	12/19/2008 2.01 %	829,896.00 812,509.67	103.57 0.66 %	828,572.80 1,111.11	3.05 % 16,063.13	Aaa AAA	1.46 1.43
949744AC0	Wells Fargo & Company FDIC Guaranteed Note 2.125% Due 6/15/2012	740,000.00	03/25/2009 2.13 %	739,807.60 739,912.90	102.30 0.54 %	757,011.86 698.89	2.78 % 17,098.96	Aaa AAA	1.46 1.44
Total FDIC Insured US Corporate		4,465,000.00	1.95 %	4,517,923.30 4,487,442.12	0.52 %	4,572,838.66 11,656.19	16.85 % 85,396.54	Aaa AAA	1.19 1.17
MONEY MARKET FUNDS									
431114701	Highmark Govt Money Market Fund	48,193.55	Various 0.04 %	48,193.55 48,193.55	1.00 0.04 %	48,193.55 0.00	0.18 % 0.00	Aaa AAA	0.00 0.00
Total Money Market Fund FI		48,193.55	0.04 %	48,193.55 48,193.55	0.04 %	48,193.55 0.00	0.18 % 0.00	Aaa AAA	0.00 0.00
US TREASURY									
912828FA3	US Treasury Note 4.75% Due 3/31/2011	1,000,000.00	07/10/2008 2.67 %	1,054,300.23 1,004,866.79	101.09 0.33 %	1,010,898.00 12,135.99	3.76 % 6,031.21	TSY TSY	0.25 0.25
912828LF5	US Treasury Note 1.125% Due 6/30/2011	1,000,000.00	06/28/2010 0.37 %	1,007,542.41 1,003,709.38	100.46 0.20 %	1,004,609.00 31.08	3.69 % 899.62	TSY TSY	0.50 0.50
912828FS4	US Treasury Note 4.625% Due 8/31/2011	1,000,000.00	07/10/2008 2.77 %	1,055,237.73 1,011,664.51	102.87 0.29 %	1,028,672.00 15,714.78	3.84 % 17,007.49	TSY TSY	0.67 0.65
912828FU9	US Treasury Note 4.5% Due 9/30/2011	1,000,000.00	07/10/2008 2.79 %	1,052,190.85 1,012,071.35	103.11 0.32 %	1,031,133.00 11,497.25	3.83 % 19,061.65	TSY TSY	0.75 0.74
Total US Treasury		4,000,000.00	2.15 %	4,169,271.22 4,032,312.03	0.29 %	4,075,312.00 39,379.10	15.12 % 42,999.97	TSY TSY	0.54 0.53
TOTAL PORTFOLIO		26,538,193.55	1.63 %	27,462,663.71 26,782,150.03	0.33 %	27,024,625.15 183,186.56	100.00 % 242,475.12	Aaa AAA	0.59 0.59
TOTAL MARKET VALUE PLUS ACCRUED						27,207,811.71			



For the Month Ending December 31, 2010

Managed Account Detail of Securities Held

ALAMEDA COUNTY TRANSPORTATION AUTHORITY - 03068500

Security Type/Description Dated Date/Coupon/Maturity	CUSIP	Par	S&P Rating	Moody's Rating	Trade Date	Settle Date	Original Cost	YTM at Cost	Accrued Interest	Amortized Cost	Market Value
U.S. Treasury Bond / Note											
US TREASURY NOTES DTD 02/15/2009 1.375% 02/15/2012	912828KC3	6,300,000.00	TSY	TSY	03/02/09	03/03/09	6,322,148.44	1.25	32,719.77	6,308,507.96	6,370,875.00
US TREASURY NOTES DTD 04/15/2009 1.375% 04/15/2012	912828KK5	3,065,000.00	TSY	TSY	05/04/09	05/07/09	3,064,760.55	1.38	9,030.80	3,064,897.51	3,104,149.25

Security Type Sub-Total **9,365,000.00** **9,386,908.99** **1.29** **41,750.57** **9,373,405.47** **9,475,024.25**


U.S. Government Supported Corporate Debt											
GTTBANK NA (FDIC) NOTE DTD 09/22/2009 1.250% 09/22/2011	173140AP8	3,000,000.00	AAA	Aaa	02/24/10	02/25/10	3,022,869.00	0.76	10,312.50	3,010,559.73	3,021,462.00
SOVEREIGN BANK (FDIC) GLOBAL NOTE DTD 12/22/2008 2.750% 01/17/2012	846042AA7	1,000,000.00	AAA	Aaa	12/17/08	12/22/08	999,050.00	2.78	12,527.78	999,663.78	1,022,722.00
BANK OF AMERICA CORP (FDIC) GLOBAL MTN DTD 12/04/2008 3.125% 06/15/2012	06050BA09	1,000,000.00	AAA	Aaa	12/15/08	12/18/08	1,020,390.00	2.51	1,388.89	1,008,715.53	1,035,716.00
JOHN DEERE CAPITAL CORP (FDIC) GL MTN DTD 12/19/2008 2.875% 06/19/2012	24424DAA7	2,050,000.00	AAA	Aaa	12/16/08	12/19/08	2,045,264.50	2.94	1,964.58	2,047,956.79	2,118,139.95
JPMORGAN CHASE & CO (FDIC) GLOBAL NOTE DTD 12/22/2008 2.125% 06/22/2012	481247AE4	1,000,000.00	AAA	Aaa	12/18/08	12/22/08	999,500.00	2.14	531.25	999,784.75	1,022,328.00
PNC FUNDING CORP (FDIC) GLOBAL NOTE DTD 12/22/2008 2.300% 06/22/2012	69351CAC7	2,350,000.00	AAA	Aaa	12/17/08	12/22/08	2,347,250.50	2.34	1,351.25	2,348,814.10	2,409,833.35

Security Type Sub-Total **10,400,000.00** **10,434,324.00** **2.05** **28,076.25** **10,415,494.68** **10,630,201.30**

Federal Agency Bond / Note											
FHLB GLOBAL NOTES DTD 01/08/2009 1.500% 01/07/2011	3137EABW8	2,000,000.00	AAA	Aaa	07/10/09	07/15/09	2,024,840.00	0.65	14,500.00	2,000,281.06	2,000,220.00
FHLB GLOBAL BONDS DTD 06/12/2009 1.625% 07/27/2011	3133XTX44	2,750,000.00	AAA	Aaa	02/24/10	02/25/10	2,790,727.50	0.58	19,116.32	2,766,425.81	2,770,121.75



PFM Asset Management LLC



For the Month Ending December 31, 2010

Managed Account Detail of Securities Held

ALAMEDA CITY TRANSPORTATION AUTHORITY - 03068500


Security Type/Description	Dated Date/Coupon/Maturity	CUSIP	Par	S&P Rating	Moody's Rating	Trade Date	Settle Date	Original Cost	YTM at Cost	Accrued Interest	Amortized Cost	Market Value
Federal Agency Bond / Note												
FHFB GLOBAL BONDS	DTD 08/27/2008 3.625% 09/16/2011	3133XS4S4	2,440,000.00	AAA	Aaa	02/24/10	02/25/10	2,552,240.00	0.65	25,797.92	2,491,148.70	2,497,288.76
FNMA GLOBAL NOTES	DTD 03/02/2010 1.000% 04/04/2012	31398AH54	1,000,000.00	AAA	Aaa	03/25/10	03/30/10	996,280.00	1.19	2,416.67	997,662.61	1,006,563.00
FHFB TAP BONDS	DTD 05/05/2005 4.375% 06/08/2012	3133XBT39	2,780,000.00	AAA	Aaa	08/05/08	08/06/08	2,812,292.48	4.04	7,770.49	2,792,712.25	2,916,523.02
FNMA GLOBAL NOTES	DTD 04/19/2010 1.250% 06/22/2012	31398AP71	1,100,000.00	AAA	Aaa	04/15/10	04/19/10	1,099,626.00	1.27	343.75	1,099,741.91	1,111,503.80
FFCB BONDS	DTD 10/15/2008 3.650% 10/15/2012	31331GDH9	4,690,000.00	AAA	Aaa	10/07/08	10/15/08	4,691,547.70	3.64	36,139.06	4,690,719.40	4,940,961.90
FANNIE MAE GLOBAL NOTES	DTD 10/08/2010 0.500% 10/30/2012	31398A4T6	4,575,000.00	AAA	Aaa	10/25/10	10/26/10	4,580,124.00	0.44	3,876.04	4,579,665.31	4,562,903.70
FHLMC GLOBAL REFERENCE NOTES	DTD 01/17/2003 4.500% 01/15/2013	3134A4SA3	5,625,000.00	AAA	Aaa	03/25/10	03/30/10	6,058,575.00	1.66	116,718.75	5,943,697.26	6,050,615.63
FHFB GLOBAL NOTES	DTD 12/10/2009 1.500% 01/16/2013	3133XW7L7	2,375,000.00	AAA	Aaa	10/26/10	10/27/10	2,425,658.75	0.53	16,328.13	2,421,626.76	2,412,681.75
FHLMC GLOBAL NOTES	DTD 03/04/2010 1.675% 04/15/2013	3137EACJ6	4,000,000.00	AAA	Aaa	03/03/10	03/04/10	3,994,400.00	1.67	13,722.22	3,995,838.88	4,070,116.00
FHFB NOTES	DTD 11/18/2010 0.875% 12/27/2013	313371UC8	4,200,000.00	AAA	Aaa	12/22/10	12/23/10	4,159,638.00	1.20	408.33	4,159,930.28	4,163,166.00
Security Type Sub-Total			37,535,000.00					38,185,949.43	1.61	257,137.68	37,939,450.23	38,502,665.31

Corporate Note

GENERAL ELECTRIC CAPITAL CORP (FLOAT)	DTD 12/06/2006 0.383% 06/06/2011	36962GZ80	2,250,000.00	AA+	Aa2	05/13/09	05/18/09	2,079,243.23	5.28	599.13	2,211,946.83	2,250,517.50
WELLS FARGO & COMPANY GLOBAL SR NOTES	DTD 08/29/2006 5.300% 08/26/2011	949746NJ6	2,000,000.00	AA-	A1	09/01/06	09/07/06	2,003,260.00	5.26	36,805.56	2,000,479.38	2,061,396.00



PFM Asset Management LLC





Managed Account Detail of Securities Held

For the Month Ending December 31, 2010

ALAMEDA COUNTY TRANSPORTATION AUTHORITY - 03068500

Security Type/Description	Dated Date/Coupon/Maturity	CUSIP	Par	S&P Rating	Moody's Rating	Trade Date	Settle Date	Original Cost	YTM at Cost	Accrued Interest	Amortized Cost	Market Value
Corporate Note												
GENERAL ELEC GAP CORP GLOBAL SR MTN	36962GXS8		1,500,000.00	AA+	Aa2	02/29/08	03/05/08	1,598,040.00	4.06	33,291.67	1,529,483.37	1,577,898.00
NOTES												
WELLS FARGO & COMPANY GLOBAL SR	949746NY3		1,000,000.00	AA-	A1	08/26/08	08/29/08	959,600.00	5.41	18,350.69	979,819.14	1,058,251.00
DTM 01/31/2008 4.375% 01/31/2013												
Security Type Sub-Total			6,750,000.00					6,640,143.23	5.02	89,047.05	6,721,728.72	6,948,062.50
Managed Account Sub-Total			64,050,000.00					64,647,325.65	2.00	416,011.55	64,450,079.10	65,555,953.36
Securities Sub-Total								\$64,647,325.65	2.00%	\$416,011.55	\$64,450,079.10	\$65,555,953.36
Accrued Interest											\$416,011.55	\$416,011.55
Total Investments												\$65,971,964.91





Managed Account Detail of Securities Held

For the Month Ending December 31, 2010

ALAMEDA COUNTY TRANSPORTATION IMPROVEMENT AUTHORITY - 03068510

Security Type/Description	Dated Date/Coupon/Maturity	CUSIP	Par	S&P Rating	Moody's Rating	Trade Date	Settle Date	Original Cost	YTM at Cost	Accrued Interest	Amortized Cost	Market Value
Federal Agency Discount Note												
FNMA DISCOUNT	0.000% 01/04/2011	313588AD7	6,143,000.00	A-1+	P-1	02/24/10	02/25/10	6,124,306.51	0.35	0.00	6,142,820.81	6,142,986.30
Security Type Sub-Total			6,143,000.00					6,124,306.51	0.35	0.00	6,142,820.81	6,142,986.30
Federal Agency Bond / Note												
FNMA GLOBAL NOTES	DTD 02/27/2009 1.750% 03/23/2011	31398AVO2	515,000.00	AAA	Aaa	12/01/09	12/03/09	523,322.40	0.51	2,453.40	516,455.19	516,772.63
FHLMC GLOBAL REFERENCE NOTES	DTD 06/13/2008 3.875% 06/29/2011	3137EABN8	4,765,000.00	AAA	Aaa	03/31/10	04/01/10	4,954,504.05	0.66	1,025.80	4,840,493.90	4,849,002.19
FHLMC GLOBAL REFERENCE NOTES	DTD 06/13/2008 3.875% 06/29/2011	3137EABN8	9,670,000.00	AAA	Aaa	06/28/10	06/29/10	9,999,553.60	0.46	2,081.74	9,833,131.26	9,840,472.43
Security Type Sub-Total			14,950,000.00					15,477,380.05	0.52	5,560.94	15,190,080.35	15,206,247.25
Managed Account Sub-Total			21,093,000.00					21,601,686.56	0.47	5,560.94	21,332,901.16	21,349,233.55
Securities Sub-Total			\$21,093,000.00					\$21,601,686.56	0.47%	\$5,560.94	\$21,332,901.16	\$21,349,233.55
Accrued Interest												\$5,560.94
Total Investments												\$21,354,794.49

This page intentionally left blank

Memorandum

DATE: January 12, 2011

TO: Alameda County Transportation Commission

FROM: Finance and Administration Committee

SUBJECT: Approval of Revised ACTIA Sales Tax Revenue Projection for FY 2010-11

Recommendation:

It is recommended that the Alameda County Transportation Commission approve the Revised ACTIA Measure B Sales Tax Revenue Projection for the current fiscal year (FY 2010-11) from \$90 million to \$102 million.

Discussion

The Board of Equalization has notified ACTIA of an upward revision to the sales tax estimates for the FY 2010-11 because of improvements in retail sales in Alameda County. The general statewide sales tax revenue increase was only 1%, whereas the Alameda County improvement was 5% due to its more diversified economy. In addition to the 5% increase, ACTIA has received two positive adjustments totaling over \$6 million in the first half of this year. The increased revenue is still substantially below the peak \$116.3 million figure reported in FY 2007-08.

Fiscal Impact

The \$12 million increase in net sales tax revenues will improve this year's allocations for pass-through payments, capital projects, programs and administrative costs proportionately.

This page intentionally left blank.



Memorandum

DATE: February 25, 2011

TO: Finance and Administration Committee

FROM: Patricia Reavey, Director of Finance
Liz Brazil, Contracts Administrator

SUBJECT: **Approval of the ACCMA Small Business Enterprise (SBE) and Local Business Enterprise (LBE) Fiscal Year-to-Date Reports and Disadvantaged Business Enterprise (DBE) Quarterly Report for the Period ended December 31, 2010**

Recommendation:

It is recommended that the Commission approve the attached ACCMA SBE and LBE fiscal year-to-date (YTD) reports and DBE Quarterly Report for the period ended December 31, 2010.

Summary:

SBE and LBE Reports (July 1, 2010 through December 31, 2010)

There were a total of thirteen (13) contracts awarded by the ACCMA. Of these contracts, approximately 81% of the amount awarded or \$7.7 million went to Local Business Enterprises (LBE) and 26% of the amount awarded or \$2.4 million went to Small Business Enterprises (SBE). In aggregate, the LBE goal of 70% and the SBE goal of 15% for Professional Services contracts were exceeded. No construction contracts were awarded for this period. (See Attachment A)

DBE Quarterly Report (October 1, 2010 through December 31, 2010)

One contract was awarded for this period with a contract-specific Underutilized Disadvantaged Business Enterprise (UDBE) goal of 3.43%. The contract met and exceeded the contract-special goal with 7.96% participation of UDBEs. No construction contracts were awarded for this period. (See Attachment A)

Overall Professional Services Contracts (Inception through December 31, 2010)

There are approximately 50 active professional contracts worth \$81 million that were awarded by ACCMA funded with local, state and/or federal funds. Overall, approximately 88% of the amount awarded or \$72 million went to LBEs and approximately 18% of the amount awarded or \$15 million went to SBEs.

Background:

LBE and SBE Program:

The ACCMA recognizes the challenges that small and local business enterprises may encounter when competing against larger more established businesses. One of ACCMA's concerns is the under utilization of small and local business enterprises in ACCMA contracts. In an effort to encourage and

promote participation of small and local business enterprises and to ensure that a fair proportion of the contracts are placed with these enterprises, ACCMA adopted a Small Business Enterprise Policy (“SBE”) and Local Business Enterprise Policy (“LBE”) for projects funded with local dollars. In 2006, the CMA Board approved a SBE and LBE policy pursuant to these policies for the procurement of professional services and construction. That policy set goals of 70% for LBE, 15% for SBE.

Summary of Results for Professional Contracts for the Current Reporting Period:

As shown in Table 1, the LBE goal of 70% and the SBE goal of 15% were exceeded for the active professional contracts, including active contracts that are state and/or federally funded where the goals are not applicable because of state and/or federal mandated requirements.

TABLE 1 – Contracts Awarded with Local Funds LBE/SLBE Contracts: Goals = 70% for LBE; 15% for SBE						
Contract Funding Type	Number of Contracts	Payments from July 1, 2010 through December 31, 2010				
		Total Contract Amount	Amount Awarded to LBE	LBE %	Amount Awarded to SBE	SBE
Local	3	\$1,187,515	\$1,007,515	84%	\$68,000	0%
State / Federal	10	\$8,289,071	\$6,652,188	80%	\$2,354,076	28%
Total	13	\$9,476,586	\$7,659,703	81%	\$2,422,076	26%

Summary of Results for Active Professional Services Contracts:

ACCMA has historically met or exceeded adopted goals for LBE and SBE contract participation due to our aggressive interagency outreach and the assistance from other local agencies such as ACTIA and the County of Alameda. As shown in Table 2, the LBE goal of 70% and the SBE goal of 15% were exceeded for all active professional contracts, including contracts that are state and/or federally funded where the goals are not applicable because of state and/or federal mandated requirements.

TABLE 2 – Active Professional Services Contracts LBE/SLBE Contracts: Goals = 70% for LBE; 15% for SBE							
Contract Funding Type	Number of Contracts	Payments from Start Date through December 31, 2010					
		Total Contract Amount	Total Payment Amount	Amount Awarded to LBE Firms	LBE %	Amount Awarded to SBE Firms	SBE
Local	26	\$23,555,491	\$22,036,857	\$22,542,758	95%	\$2,340,994	9%
State / Federal	24	\$57,721,390	\$50,045,089	\$49,110,062	85%	\$12,519,659	21%
Total	50	\$81,276,881	\$72,081,946	\$71,652,820	88%	\$14,860,653	18%

DBE Program:

Caltrans adopted a race conscious program based on the Federal Highway Administration’s (“FHWA”) approval of the 2009 Disadvantaged Business Enterprise (DBE) “Annual Overall Goal”. The FHWA approval requires implementation of the new DBE Program that includes a race conscious component. As part of the implementation of this race conscious program, local agencies must change to a race conscious DBE program to maintain federal funding eligibility. ACCMA Board

adopted a DBE Participation Program on May 28, 2009, in compliance with the DBE regulations issued by the Department of Transportation (49 Code of Federal Regulations Part 26).

Caltrans and FHWA provides oversight relative to DBE Program compliance and goal attainment reporting as part of the project administration and monitoring to ensure there is equal participation of the DBE groups specified in 49 CFR 26.5. ACCMA calculates the contract-specific UDBE goal as required and audited by Caltrans and FHWA. A UDBE firm is one that meets the definition of DBE and is a member of one of the following groups: Black American, Asian-Pacific American, Native American and Women.

Summary of Results for Contracts with DBE goals for FFY 2010/2011:

As shown in Table 3 of this report, the DBE percentage of 7.96% exceeded the contract-specific UDBE goal of 3.43%.

TABLE 3 – Contracts with State / Federal Funding Contract Specific Goal = 3.43%				
Contract Funding Type	Number of Contracts	Contract Award from October 1, 2009 through December 31, 2010		
		Total Contract Amount	Amount Awarded to DBE	DBE %
State / Federal	1	\$1,599,894	\$127,306	7.96%
Total	1	\$1,559,894	\$127,306	7.96%

Outreach Activities Update:

In our outreach and procurement efforts, ACCMA will continue to partner with agencies such as Caltrans (CalMentor Program), County of Alameda Business Outreach Bureau (“BOB”), East Bay Interagency Alliance (“EBIA”), Small Business Administration and the Bay Area Business Outreach Committee (“BOC”). The BOC consists of 14 agencies such as AC Transit, BART, CCTA, GGBHTD, MTC, SamTrans, SFMTA, TJPA, VTA, WETA and WESTCAT.

Next Steps:

As part of various mandated funding requirements, ACCMA will continue to support the following areas: 1) participate in workshops and outreach events, targeting minority, women, local, small and disadvantage business participation, 2) publish all contracting opportunities on the website, 3) hold pre-bid meetings, 4) assist with bonding and insurance, when necessary, 5) develop a database for mass emailing notices of procurements, 6) ensure compliance to prompt payment specifications, and 7) continue to build partnerships with other transportation agencies to increase participation of small, local and disadvantaged business enterprises.

Fiscal Impacts:

Approval of this Report has no fiscal impact.

Attachments:

Attachment A - SBE and LBE Reports – Period of July 1, 2010 through December 31, 2010 and DBE Report – Period of October 1, 2010 through December 31, 2010.

This page intentionally left blank.

Attachment A

Quarterly SBE and LBE Report

Summary of Contracts (>\$50,000) Awarded from July 2010 through December 2010

Professional Services											
Project/Contract Name	Contract Type/Service	Contract Number	Contract Date	Prime	Subs	Firm Location	Fund Source	Total \$ Amount	Alameda Local Business	East Bay Local Business	SBE Firm
440.0 Webster Street SMART Corridor Project	Construction Management Services	A10-010	7/23/2010	Harris & Associates		Concord, CA	Local	\$ 112,000	\$	\$ 112,000	
Contract Total:								\$ 112,000	\$ -	\$ 112,000	\$ -
420.0 I-580 Eastbound HOV Lane Widening Project	Construction Inspection Services	A10-014	7/23/2010	S & C Engineers		Oakland, CA	State	\$ 202,929	\$ 202,929	\$ 202,929	\$ 202,929
100.0 Computer Support	Administrative Computer	A08-029.A1	8/2/10	Novani		San Francisco, CA	Local	\$ 68,000	\$	\$ 68,000	\$ 68,000
Contract Total:								\$ 68,000	\$ -	\$ 68,000	\$ 68,000
Various Project	Project Control Services	A07-004.2	8/26/10	APM		Pleasanton, CA	Federal	\$ 2,213,675	\$ 2,213,675	\$ 2,213,675	
Contract Total:								\$ 2,213,675	\$ 2,213,675	\$ 2,213,675	\$ -
424.0 I-580 Westbound HOT Lane Project	Final Design Services	A07-011.A3	8/16/10	BKF Engineers		Pleasanton, CA	Local	\$ 1,007,515	\$ 1,007,515	\$ 1,007,515	
Contract Total:								\$ 1,007,515	\$ 1,007,515	\$ 1,007,515	\$ -
491.0 I-80 Integrated Corridor Mobility Project	System Integrator	A07-007.Ph3	8/23/10	Kimley-Horn		Oakland, CA	Federal	\$ 170,533	\$ 170,533	\$ 170,533	
Contract Total:								\$ 170,533	\$ 170,533	\$ 170,533	\$ -
410.0 I-880 SB HOV Lane Project	Design Services	A08-017.WMH	8/24/10	WMH Corporation		Oakland, CA	Federal	\$ 782,850	\$ 782,850	\$ 782,850	\$ 782,850
Contract Total:								\$ 782,850	\$ 782,850	\$ 782,850	\$ 782,850
265.0 I-80 / Gilman Interchange Improvements Project	Assist with the Preparation of Project Study Report (PSR) Services	A10-012	9/3/10	PB Americas		Oakland, CA	Federal	\$ 335,240	\$ 335,240	\$ 335,240	
				RBF Consulting		Oakland, CA		\$ 75,812	\$ 75,812	\$ 75,812	
				Fehr & Peers		Walnut Creek, CA		\$ 65,960	\$	\$ 65,960	\$ 65,960
				Bottomley Design and Planning		Oakland, CA		\$ 5,060	\$ 5,060	\$ 5,060	
				Vallier Design Associates, Inc.		Richmond, CA		\$ 29,455	\$	\$ 29,455	
				Kittleson & Associates, Inc.		Portland, OR		\$ 104,354			
				Bicycle Solutions		San Mateo, CA		\$ 9,570	\$	\$ 9,570	
				LSA		Bekeley, CA		\$ 28,577	\$ 28,577	\$ 28,577	
Contract Total:								\$ 654,028	\$ 335,240	\$ 549,674	\$ 65,960
410.0 I-880 North Safety and Operational Improvements at 23rd and 29th Street	Preparation of Plan, Specification & Estimates Services	A10-013	9/9/10	RBF Consulting		Oakland, CA	Federal	\$ 490,888	\$ 490,888	\$ 490,888	
				WMH Corporation		Oakland, CA		\$ 396,352	\$ 396,352	\$ 396,352	
				URS		Oakland, CA		\$ 297,617	\$ 297,617	\$ 297,617	
				BRG		Sacramento, CA		\$ 22,401			
				ARWS		Pleasant Hill, CA		\$ 287,505	\$	\$ 287,505	
				Earth Mechanics		Oakland, CA		\$ 167,776	\$ 167,776	\$ 167,776	
				Kittleson & Associates, Inc.		Portland, OR		\$ 88,710	\$	\$ 88,710	
				Haygood & Associates		Albany, CA		\$ 23,354	\$ 23,354	\$ 23,354	
Contract Total:								\$ 1,774,603	\$ 1,375,987	\$ 1,663,492	\$ -

Quarterly SBE and LBE Report

Summary of Contracts (>\$50,000) Awarded from July 2010 through December 2010

Summary of Contracts Awarded from July 2010 through December 2010											
Professional Services											
Project/Contract Name	Contract Type/Service	Contract Number	Contract Date	Prime	Subs	Firm Location	Fund Source	Total \$ Amount	Alameda Local Business	East Bay Local Business	SBE Firm
430.0 I-880 Southbound HOV Land Project	PS & E Services	A07-011.RM/PH2	10/11/10	Rajlapan & Meyer Consulting Engineers		San Jose, CA	Federal	\$ 138,001	\$	\$ 138,001	\$ 138,001
Contract Total:											
430.0 I-880 Southbound HOV Land Project (Northern Segment)	PE and Design Services	A08-017.RM(NS)	10/11/10	Rajlapan & Meyer Consulting Engineers		San Jose, CA	Federal	\$ 655,568	\$	\$ 655,568	\$ 655,568
Contract Total:											
440.0 Webster Street SMART Corridor Project	Professional Services	A09-006	11/3/10	TJKM Transportation Consultants		Pleasanton, CA	Local	\$ 96,990	\$ 96,990	\$ 96,990	\$ 96,990
Contract Total:											
202.0 Countywide Transportation Plan and Development of a New Transportation Expenditure Plan	Professional Services	A10-0003/4	12/15/2010	Nelson Nygaard Consulting Services	Cambridge Systematics	Oakland, CA	Federal/Local	\$415,428	\$ 415,428	\$ 415,428	
					MIG	Oakland, CA		\$442,684	\$ 442,684	\$ 442,684	
					Jacobs Engineering	Berkeley, CA		\$ 286,230	\$ 286,230	\$ 286,230	
					Eisen / Letunic	Oakland, CA		\$ 153,494	\$ 153,494	\$ 153,494	
					Community Design + Architecture	Berkeley, CA		\$ 49,880	\$ 49,880	\$ 49,880	
					Nancy Whelan Consulting	Oakland, CA		\$ 62,312	\$ 62,312	\$ 62,312	
					San Francisco, CA			\$ 48,350			
					Apex Consulting	Concord, CA		\$ 34,160			
					Advance PDI	Oakland, CA		\$ 34,880	\$ 34,880	\$ 34,880	
					Gray Bowen	Walnut Creek, CA		\$ 43,400			
				M Lee Corporation	Oakland, CA		\$ 29,076	\$ 29,076	\$ 29,076		
							Contract Total:	\$1,599,894			
							Professional Services Total:	\$9,476,586	\$1,473,984	\$1,473,984	
							Percentage Awarded (7/1/10-12/31/10)		\$7,659,703	\$9,135,211	
									81%	96%	
							CMA Adopted Goals		LBE 70%	SBE 15%	

Report Notes:

This report includes all contracts over \$50,000 awarded or amended from July 2010 through December 2010.

This report excludes office rent, utilities, HR, and Agency benefits, and the Agency's Sacramento and D.C. Representatives.

If a contract was awarded prior to the reporting period of FY 10/11, only the contract amendments and change orders that were executed during FY 10/11 have been included in this report.

Report Notes:

This report includes all contracts over \$50,000 awarded or amended from July 2010 through December 2010.

This report excludes office rent, utilities, HR, and Agency benefits, and the Agency's Sacramento and D.C. Representatives.

If a contract was awarded prior to the reporting period of FY 10/11, only the contract amendments and change orders that were executed during FY 10/11 have been included in this report.

Quarterly DBE Report

Summary of Contracts (>\$50,000) Awarded from October 2010 through December 2010									
Professional Services									
202.0 Countywide Transportation Plan and Development of a New Transportation Expenditure Plan	Technical Studies	A10-0003/4	12/10/2010	Nelson Nygaard Consulting Associates		Oakland, CA	Federal/Local	\$415,428	
				Cambridge Systematics		Oakland, CA		\$442,684	
				MIG		Berkeley, CA		\$ 286,230	
				Jacobs Engineering		Oakland, CA		\$ 153,494	
				Eisen / Letunic		Berkeley, CA		\$ 49,880	\$ 49,880
				Community Design + Architecture		Oakland, CA		\$ 62,312	
				Nancy Whelan Consulting		San Francisco, CA		\$ 48,350	\$ 48,350
				Apex Consulting		Concord, CA		\$ 34,160	
				Advance PDI		Oakland, CA		\$ 34,880	
				Gray Bowen		Walnut Creek, CA		\$ 43,400	
				M Lee Corporation		Oakland, CA		\$ 29,076	\$ 29,076
Contract Total:								\$1,599,894	\$127,306
				UDBE Project Specific Goal			3.43% - RC		7.96%
Total Awarded								\$1,599,894	\$127,306

This page intentionally left blank



MEMORANDUM

DATE: March 3, 2011

TO: Technical Advisory Working Group (TAWG)

FROM: Beth Walukas, Manager of Planning
Tess Lengyel, Manager of Programs and Public Affairs

SUBJECT: Review Sustainable Community Strategy (SCS)/Regional Transportation Plan (RTP) and Countywide Transportation Plan (CWTP)/Transportation Expenditure Plan Information

Recommendations

This item is for information only. No action is requested.

Summary

This item provides information on regional and countywide transportation planning efforts related to the updates of the Countywide Transportation Plan and Sales Tax Transportation Expenditure Plan (CWTP-TEP) as well as the Regional Transportation Plan (RTP) and the development of the Sustainable Community Strategy (SCS).

Discussion

Staff will be submitting monthly reports to ACTAC; the Planning, Policy and Legislation Committee (PPLC); the Alameda CTC Board; the Citizen's Watchdog Committee; the Paratransit Advisory and Planning Committee; the Citizen's Advisory Committee; and the Bicycle and Pedestrian Advisory Committee. The purpose of these reports is to keep various Committee and Working Groups updated on regional and countywide planning activities, alert Committee members about issues and opportunities requiring input in the near term, and provide an opportunity for Committee feedback in a timely manner. CWTP-TEP Committee agendas and related documents are available on the Alameda CTC website.

March 2011 Update:

This report focuses on the month of March 2011. A summary of countywide and regional planning activities for the next three months is found in Attachment A and a three year schedule is found in Attachment B. Highlights include MTC/Alameda CTC Call for Projects, MTC Committed Funding and Projects Policy, Financial Assumptions, ABAG's release of the Initial Vision Scenario, Update on SCS presentations to Councils, and Upcoming Meetings on Countywide and Regional Planning Efforts, as described below:

1) RTP/SCS Work Element Proposals and Release of Initial Vision Scenario

MTC continues to refine their proposals and guidance for the following work elements of the RTP/SCS:

- 25-year financial forecast assumptions;
- preliminary draft committed funds and projects policy (covered under agenda item 5.3): scheduled to be reviewed by MTC Committees in March as a draft and adopted as final in April,
- guidance for the call for projects (covered under agenda item 5.2),
- draft projects performance assessment approach, and
- transit capital, local streets and roads maintenance needs, and transit operation needs approach.

The supporting documentation can be found at <http://apps.mtc.ca.gov/events/agendaView.akt?p=1617>.

2) Update on SCS Presentations to City Councils and Boards of Directors on Initial Vision Scenario

Jurisdiction	Date to Council/Board	Type of item	Completed?
Alameda County	February 8		Yes
Alameda	February 1		Yes
Albany	January 18	Presentation	Yes
Berkeley	January 25	Information to Council	Yes
	January 19	Presentation to Planning Commission	Yes
Dublin	January 25	Information to Council	Yes
	January 29	District 1 Workshop	Yes
Emeryville	January 18	Working Session	Yes
Fremont	January 29	District 1 Workshop	Yes
Hayward	January 18	Working Session	Yes
Livermore	February 28	Information to Council	Yes
	January 29	District 1 Workshop	Yes
Newark	February 24		Yes
Oakland	February 15	Presentation to Council	Yes
	February 2	Presentation to Planning Commission	Yes
Piedmont	February 7		Yes
Pleasanton	February 1 (tentative)		Yes
	January 29	District 1 Workshop	Yes
San Leandro	February 22	Working Session	Yes
Union City	January 25	Presentation	Yes

AC Transit	No presentation scheduled at this time		
BART	January 27		Yes

4) Upcoming Meetings Related to Countywide and Regional Planning Efforts:

Committee	Regular Meeting Date and Time	Next Meeting
CWTP-TEP Steering Committee	4 th Thursday of the month, noon Location: Alameda CTC	March 24, 2011 April 28, 2011
CWTP-TEP Technical Advisory Working Group	2 nd Thursday of the month, 1:30 p.m. Location: Alameda CTC	March 10, 2011 April 14, 2011
CWTP-TEP Community Advisory Working Group	1 st Thursday of the month, 3:00 p.m. Location: Alameda CTC	March 3, 2011 April 7, 2011
SCS/RTP Regional Advisory Working Group	1 st Tuesday of the month, 9:30 a.m. Location: MetroCenter, Oakland	March 1, 2011 April 5, 2011
SCS/RTP Performance Target Ad Hoc Committee	Varies Location: MetroCenter, Oakland	No additional meetings scheduled
SCS/RTP Equity Ad Hoc Committee	Location: MetroCenter, Oakland	March 9, 2011 April 13, 2011
SCS/RTP Housing Methodology Committee	10 a.m. Location: BCDC, 50 California St., 26th Floor, San Francisco	March 24, 2011 April 28, 2011
CWTP-TEP Public Workshops	Schedule	February 24, 2011 (Oakland) February 28, 2011 (Fremont) March 9, 2011 (Hayward) March 16, 2011 (San Leandro) March 24, 2011 (Dublin)

Fiscal Impacts: None.

Attachments:

Attachment 11A: Summary of Next Quarter Countywide and Regional Planning Activities
Attachment 11B: CWTP-TEP-RTP-SCS Development Implementation Schedule

This page intentionally left blank.

**Attachment A: Summary of Next Quarter Countywide and Regional Planning Activities
(March through May)**

Countywide Planning Efforts

The three year CWTP-TEP schedule showing countywide and regional planning milestone schedules is found in Attachment B. Major milestone dates are presented at the end of this memo. In the March to May time period, the CWTP-TEP Committees will be focusing on:

- Finalizing the Briefing Book, available on the Alameda CTC's website, that is intended to be an information and reference document and a point of departure for the discussion on transportation needs;
- Identifying performance measures and a methodology for prioritizing transportation improvements in the CWTP;
- Coordinating with ABAG and local jurisdictions on defining the Vision Scenarios for the Sustainable Communities Strategy and establishing how land use and the SCS will be addressed in the CWTP;
- Identifying transportation needs and issues including presentation of best practices and strategies for achieving Alameda County's vision beyond this CWTP update;
- Developing a Call for Projects and Committed Project Policy that is consistent and concurrent with MTC's call for projects and guidance and identifying supplemental information needed for Transportation Expenditure Plan projects and programs;
- Developing financial projections;
- Identifying transportation investment packages for evaluation;
- Conducting polling and reviewing polling results for an initial read on voter perceptions;
- Conducting public outreach on transportation needs and the Initial Vision Scenario.

Regional Planning Efforts

Staff continues to coordinate the CWTP-TEP with planning efforts at the regional level including the Regional Transportation Plan (MTC), the Sustainable Communities Strategy (ABAG), Climate Change Bay Plan and amendments (San Francisco Bay Conservation and Development Commission (BCDC)) and CEQA Guidelines (Bay Area Air Quality Management District (BAAQMD)).

In the three month period for which this report covers, MTC and ABAG are focusing on developing an Initial SCS Vision Scenario (scheduled for release March 11, 2011), assisting in presenting the Initial Vision Scenario to the public and City Councils and Boards of Directors; developing draft financial projections, adopting a committed transportation funding policy, releasing a call for projects, completing the work on targets and indicators for assessing performance of the projects and beginning the performance assessment.

Staff will be coordinating with the regional agencies and providing feedback on these issues, including:

- Participating on the MTC/ABAG Regional Advisory Working Group (RAWG),
- Participating on regional Sub-committees: on-going performance targets and indicators and the equity sub-committee which is being formed by MTC;

These activities will feed into our discussion on revenue and financial projections and availability and the discussion of transportation investment both new and existing that will begin around the early spring timeframe.

Key Dates and Opportunities for Input

The key dates shown below are indications of where input and comment are desired. The major activities and dates are highlighted below by activity:

Sustainable Communities Strategy:

Presentation of SCS information to local jurisdictions: Will be completed by March 1.

Initial Vision Scenario Released: March 11, 2011

Detailed SCS Scenarios Released: July 2011

Preferred SCS Scenario Released/Approved: December 2011/January 2012

RHNA

RHNA Process Begins: January 2011

Draft RHNA Methodology Released: September 2011

Draft RHNA Plan released: February 2012

Final RHNA Plan released/Adopted: July 2012/October 2012

RTP

Develop Financial Forecasts and Committed Funding Policy: March/April 2011

Call for RTP Transportation Projects: March 1 through April 29, 2011

Conduct Performance Assessment: March 2011 - September 2011

Transportation Policy Investment Dialogue: October 2011 – February 2012

Prepare SCS/RTP Plan: April 2012 – October 2012

Draft RTP/SCS for Released: November 2012

Prepare EIR: December 2012 – March 2013

Adopt SCS/RTP: April 2013

CWTP-TEP

Develop Land Use Scenarios: May 2011

Call for Projects: Concurrent with MTC

Outreach: January 2011 - June 2011

Draft List of CWTP screened Projects and Programs: July 2011

First Draft CWTP: September 2011

TEP Program and Project Packages: September 2011

Draft CWTP and TEP Released: January 2012

Outreach: January 2012 – June 2012

Adopt CWTP and TEP: July 2012

TEP Submitted for Ballot: August 2012

Calendar Year 2010

	2010						Meeting	2010				
Task	January	February	March	April	May	June	July	August	Sept	Oct	Nov	Dec
Alameda CTC Committee/Public Process												
Steering Committee			Establish Steering Committee	Working meeting to establish roles/ responsibilities, community working group	RFP feedback, tech working group	Update on Transportation/ Finance Issues	Approval of Community working group and steering committee next steps	No Meetings		Feedback from Tech, comm working groups	No Meetings	Expand vision and goals for County ?
Technical Advisory Working Group								No Meetings		Roles, resp, schedule, vision discussion/ feedback	No Meetings	Education: Trans statistics, issues, financials overview
Community Advisory Working Group								No Meetings		Roles, resp, schedule, vision discussion/ feedback	No Meetings	Education: Transportation statistics, issues, financials overview
Public Participation								No Meetings			Stakeholder outreach	
Agency Public Education and Outreach	Information about upcoming CWTP Update and reauthorization											
Alameda CTC Technical Work												
Technical Studies/RFP/Work timelines: All this work will be done in relation to SCS work at the regional level						Board authorization for release of RFPs	Pre-Bid meetings	Proposals reviewed	ALF/ALC approves shortlist and interview; Board approves top ranked, auth. to negotiate or NTP	Technical Work		
Polling												
Sustainable Communities Strategy/Regional Transportation Plan												
Regional Sustainable Community Strategy Development Process - Final RTP in April 2013			Local Land Use Update P2009 begins & PDA Assessment begins						Green House Gas Target approved by CARB.	Start Vision Scenario Discussions		
											Adopt methodology for Jobs/Housing Forecast (Statutory Target)	Projections 2011 Base Case
												Adopt Voluntary Performance Targets

Countywide Transportation Plan and Transportation Expenditure Plan
Preliminary Development Implementation Schedule - Updated 12/22/10

Calendar Year 2011

		2011					FY2011-2012	2011					
Task	January	February	March	April	May	June	July	August	Sept	Oct	Nov	Dec	
Alameda CTC Committee/Public Process													
Steering Committee	Adopt vision and goals; begin discussion on performance measures, key needs	Performance measures, costs guidelines, call for projects and prioritization process, approve polling questions, initial vision scenario discussion	Review workshop outcomes, transportation issue papers, programs, finalize performance measures, land use discussion, call for projects update	Outreach and call for projects update (draft list approval), project and program packaging, county land use, financials, committed projects	Outreach update, project and program screening outcomes, call for projects final list to MTC, TEP strategic parameters, land use rcmmdn	No Meetings.	Project evaluation outcomes; outline of CWTP; TEP Strategies for project and program selection	No Meetings	1st Draft CWTP, TEP potential project and program packages, outreach and polling discussion		Meeting moved to December due to holiday conflict	Review 2nd draft CWTP; 1st draft TEP	
Technical Advisory Working Group	Comment on vision and goals; begin discussion on performance measures, key needs	Continue discussion on performance measures, costs guidelines, call for projects, briefing book, outreach	Review workshop outcomes, transportation issue papers, programs, finalize performance measures, land use discussion, call for projects update	Outreach and call for projects update, project and program packaging, county land use, financials, committed projects	Outreach update, project and program screening outcomes, call for projects update, TEP strategic parameters, land use	No Meetings.	Project evaluation outcomes; outline of CWTP; TEP Strategies for project and program selection	No Meetings	1st Draft CWTP, TEP potential project and program packages, outreach and polling discussion		Review 2nd draft CWTP, 1st draft TEP, poll results update	No Meetings	
Community Advisory Working Group	Comment on vision and goals; begin discussion on performance measures, key needs	Continue discussion on performance measures, costs guidelines, call for projects, briefing book, outreach	Review workshop outcomes, transportation issue papers, programs, finalize performance measures, land use discussion, call for projects update	Outreach and call for projects update, project and program packaging, county land use, financials, committed projects	Outreach update, project and program screening outcomes, call for projects update, TEP strategic parameters, land use	No Meetings.	Project evaluation outcomes; outline of CWTP; TEP Strategies for project and program selection	No Meetings	1st Draft CWTP, TEP potential project and program packages, outreach and polling discussion		Review 2nd draft CWTP, 1st draft TEP, poll results update	No Meetings	
Public Participation	Public Workshops in two areas of County: vision and needs; Central County Transportation Forum	Public Workshops in all areas of County: vision and needs		East County Transportation Forum			South County Transportation Forum	No Meetings		2nd round of public workshops in County: feedback on CWTP,TEP; North County Transportation Forum		No Meetings	
Agency Public Education and Outreach		Ongoing Education and Outreach through November 2012						Ongoing Education and Outreach through November 2012					
Alameda CTC Technical Work													
Technical Studies/RFP/Work timelines: All this work will be done in relation to SCS work at the regional level	Feedback on Technical Work, Modified Vision, Preliminary projects lists					Work with feedback on CWTP and financial scenarios	Technical work refinement and development of Expenditure plan, 2nd draft CWTP						
Polling	Conduct baseline poll									Polling on possible Expenditure Plan projects & programs			
Sustainable Communities Strategy/Regional Tra													
Regional Sustainable Community Strategy Development Process - Final RTP in April 2013			Release Initial Vision Scenario	Detailed SCS Scenario Development			Release Detailed SCS Scenarios	Technical Analysis of SCS Scenarios; Adoption of Regional Housing Needs Allocation Methodology		SCS Scenario Results/and funding discussions		Release Preferred SCS Scenario	
	Discuss Call for Projects		Call for Transportation Projects and Project Performance Assessment		Project Evaluation		Draft Regional Housing Needs Allocation Methodoligy						
	Develop Draft 25-year Transportation Financial Forecasts and Committed Transportation Funding Policy												

Calendar Year 2012

	2012					FY2011-2012					
Task	January	February	March	April	May	June	July	August	Sept	Oct	November
Alameda CTC Committee/Public Process											
Steering Committee	Full Draft TEP, Outcomes of outreach meetings	Finalize Plans	Meetings to be determined as needed			Adopt Draft Plans	Adopt Final Plans	Expenditure Plan on Ballot			VOTE: November 6, 2012
Technical Advisory Working Group	Full Draft TEP, Outcomes of outreach meetings	Finalize Plans	Meetings to be determined as needed								VOTE: November 6, 2012
Community Advisory Working Group	Full Draft TEP, Outcomes of outreach meetings	Finalize Plans	Meetings to be determined as needed								VOTE: November 6, 2012
Public Participation			Expenditure Plan City Council/BOS Adoption								VOTE: November 6, 2012
Agency Public Education and Outreach	Ongoing Education and Outreach Through November 2012 on this process and final plans					Ongoing Education and Outreach through November 2012 on this process and final plans					
Alameda CTC Technical Work											
Technical Studies/RFP/Work timelines: All this work will be done in relation to SCS work at the regional level	Finalize Plans										
Polling					Potential Go/No Go Poll for Expenditure Plan						
Sustainable Communities Strategy/Regional Tra											
Regional Sustainable Community Strategy Development Process - Final RTP in April 2013	Approval of Preferred SCS, Release of Regional Housing Needs Allocation Plan		Begin RTP Technical Analysis & Document Preparation	Prepare SCS/RTP Plan							Release Draft SCS/RTP for review

This page is intentionally left blank.



METROPOLITAN
TRANSPORTATION
COMMISSION

CWC Meeting 03/14/11

Attachment 07C3

Joseph P. Bort MetroCenter
101 Eighth Street
Oakland, CA 94607-4700
TEL 510.817.5700
TDD/TTY 510.817.5769
FAX 510.817.5848
E-MAIL info@mtc.ca.gov
WEB www.mtc.ca.gov

Memorandum

TO: Partnership Board

DATE: February 16, 2011

FR: Ashley Nguyen

W. I.

RE: **Regional Transportation Plan/Sustainable Communities: Overview**

MTC and ABAG, working in partnership with local jurisdictions, transportation agencies, and a broad range of community groups and stakeholders, are developing the Regional Transportation Plan/Sustainable Communities (RTP/SCS) as required by federal metropolitan transportation planning regulations and Senate Bill 375 (SB 375). The RTP/SCS is intended to accomplish two principal objectives:

1. Identify areas within the nine-county Bay Area sufficient to accommodate all of the region's population, including all income groups for the next 25 years; and
2. Forecast a land-use pattern, which when integrated with the transportation system, reduces greenhouse-gas emissions from automobiles and light trucks.

The RTP/SCS planning effort consists of four phases, as outlined below. Several activities are occurring in parallel which explain the overlap in dates between phases. Phase One is nearing completion, and key accomplishments completed under Phase One are noted below. Under Phase Two, MTC staff is rolling out key transportation elements that will inform the upcoming development of detailed land use-transportation scenarios. At your Partnership Board meeting, MTC staff will present and seek comments on the following transportation elements; (a) 25-year financial forecast assumptions, (b) draft committed funds and projects policy, and (c) draft project performance assessment methodology. All three items have previously been reviewed by the Partnership Technical Advisory Committee, SCS Regional Advisory Working Group, and MTC Policy Advisory Council.

- **Phase One: Performance Targets and Initial Vision Scenario** *March 2010 – March 2011*
 - **Greenhouse Gas Targets:** In September 2010, the California Air Resources Board established the Bay Area's targets of 7 percent per capita below 2005 levels by 2020 and 15 percent per capita below 2005 by 2035.
 - **Housing Target:** ABAG identified a formula for calculating the 25-year regional housing need. This is a specific calculation of the number of units needed to meet the target to house all the population of the region.
 - **Performance Targets:** In January 2011, MTC and ABAG approved a set of transportation and land-use performance targets that further define outcomes to be achieved through the RTP/SCS and will be used in the analysis of scenarios, projects and the plan itself.
 - **Initial Scenarios:** In January 2011, ABAG prepared an update to Projections 2009. This latest jobs, population and housing projections, along with the Transportation 2035 transportation network, shows how the Bay Area would develop through a continuation of present trends and policies reflected in current plans. Staff has labeled this scenario as

the “Current Regional Plans.” In addition, ABAG and MTC prepared an “Initial Vision Scenario” that shows how the region could accommodate an additional 267,000 housing units by directing development more to Priority Development Areas (PDAs) and to other locally-identified areas. Both scenarios are being evaluated against the ten performance targets. The results of the Current Regional Plans scenario was presented at the MTC Planning Committee meeting on February 9, 2011, and the Initial Vision Scenario results will be presented at a joint meeting of the MTC Planning Committee and ABAG Administrative Committee on March 11, 2011. Both scenarios will tee-up the development of more detailed SCS scenarios to show various ways to achieve the targets.

- **Phase Two: Scenario Planning, Transportation Policy and Investment Dialogue, and Regional Housing Need Allocation (RHNA) *January 2011 – February 2012***
 - **Transportation Finances & Policies:** MTC has begun to prepare the 25-year financial forecasts and policy on committed funds and projects. We will issue guidance on the call for projects, and request project submittals for the RTP/SCS by April 29, 2011. From May 2011 through early July 2011, MTC will assess project performance relative to RTP/SCS goals and targets attainment and cost-effectiveness. The performance results will help inform the transportation network to be tested in the various detailed SCS scenarios. The RTP/SCS investment strategy will be developed and discussed starting in fall 2011.
 - **Detailed SCS Scenarios:** Starting in mid-March 2011 through early July 2011, ABAG and MTC, with input from local governments and stakeholders, will identify one or more relatively constrained land-use/transportation alternatives to be tested against the greenhouse gas, housing and other performance targets. Trade-offs among the alternatives will be identified and debated upon the release of the results in fall 2011. The analysis and discussion will result in a preferred SCS scenario that will become the Draft SCS, which is to be identified by early 2012.
 - **Regional Housing Needs Allocation:** Over a 2-year period, ABAG will develop the Regional Housing Needs Determination and Allocation (RHND and RHNA, respectively) process as mandated by State law. The RHND is the projected regional need for housing (over an eight year planning period) expressed as the number of dwelling units (allocated among four income categories) required to meet that need. The RHNA is the allocation of the RHND among all jurisdictions in accordance with the adopted methodology. Per SB 375, the RHNA must allocate housing units within the region consistent with the SCS land-use pattern.
- **Phase Three: RHNA, Environmental/Technical Analysis and Plan Preparation *March 2012 – October 2012***
 - **Regional Housing Needs Allocation:** ABAG will prepare RHNA plan for adoption.
 - **Environmental/Technical Assessments:** MTC and ABAG will prepare an Environmental Impact Report on the RTP/SCS per the California Environmental Quality Act. The EIR will address streamlined CEQA review for certain residential and transit priority projects per SB 375. Other technical analyses are also prepared.
- **Phase Four: Plan Adoption *November 2012 – April 2013***
 - **RTP/SCS:** MTC and ABAG will prepare the RTP/SCS for adoption by both boards.



MEMORANDUM

DATE: February 21, 2011

TO: Steering Committee

FROM: Tess Lengyel, Programs and Public Affairs Manager
Beth Walukas, Planning Manager

SUBJECT: Call for Projects: Alameda CTC Process

Recommendation

Staff recommends approval of the process and timeline for implementation of the MTC-directed Call for Projects for the Regional Transportation Plan (RTP) and development of the Sustainable Communities Strategy (SCS) in Alameda County. This Call for Projects will be used to support the update of the Countywide Transportation Plan (CWTP) and development of a new Transportation Expenditure Plan (TEP), which may be placed on the November 2012 ballot.

Summary

This memo summarizes how Alameda CTC will meet the requirements of MTC's Call for projects and details how project and program submissions will be sought, evaluated, approved and submitted to MTC by the April 29, 2011 deadline. The Alameda CTC schedule is included in Table 1 and requires that Alameda County jurisdictions submit projects and programs to the Alameda CTC, using the MTC web-based application, by no later than April 12, 2011. This due date is necessary to allow the Alameda CTC to perform the required evaluations and to package a list for submission to MTC by April 29, 2011. The submittal will occur in two steps. The Alameda CTC will submit a draft list that meets the \$11.75 Billion county-share allocation by the April deadline followed by a final list in May. This is to ensure that the proposed list of projects and programs is presented for comment to all Alameda CTC committees, including the Alameda County Technical Advisory Committee (ACTAC), the CWTP-TEP Community and Technical Advisory Working Groups, the CWTP-TEP Steering Committee, the Planning, Policy and Legislation Committee, a public hearing, and adoption of a final list by the full Commission on May 26, 2011.

Discussion

The update of the RTP and development of the SCS includes a series of efforts and evaluation processes for integrating the first Bay Area SCS in accordance with SB 375 with the proposed transportation system. This effort includes the following:

- Development of performance goals and targets (*adopted January 2011*)
- Development of an Initial Vision Scenario, which takes the currently planned land use in the nine-county region adds housing and employment to address the projected population that must be accommodated in the region as required by SB 375 and overlays the Transportation 2035 RTP transportation system with some augmented services (*to be released March 11, 2011*)
- A call for projects (*released February 14, 2011 to the CMAs and a web based application available March 1, 2011*) for potential projects and programs.
- A performance assessment of projects and programs submitted during the Call for Projects from which projects for the Detailed SCS Scenarios will be selected (*May through July 2011*)
- Development and evaluation of Detailed SCS scenarios using information from the Initial Vision Scenario and the selected projects resulting from the performance assessment (*July through September 2011*).
- After further evaluation and repackaging on how detailed scenarios are meeting goals, a Preferred SCS will be developed and adopted and will be included in the environmental impact report review with the RTP (*adoption expected January/February 2012*)
- Adoption of a Final SCS/RTP (*April 2013*)

The Alameda CTC is concurrently working on the update of the CWTP and development of a new TEP, both of which will inform the RTP and SCS. The county-level plans development is in sync with the regional efforts and this memo recommends the process for administering the MTC-directed call for projects in Alameda County, which has been delegated to the CMAs to implement.

Call for Projects

MTC is delegating the implementation of the call for projects to each of the Congestion Management Agencies (CMAs) for county-level coordination, packaging and submission to MTC. This effort is being done on a tight schedule to meet the developmental deadlines of the SCS/RTP, and for CWTP-TEP in Alameda County.

Draft guidance for the Call for Projects was issued by MTC at the end of January and final guidance submitted to the CMAs on February 14, 2011. Implementation of the call and evaluation of the project and program submittals will also be guided by several sets of policies and procedures, some of which are still going through the approval processes by MTC, ABAG and Alameda CTC in February, March and April.

In January, MTC adopted the RTP/SCS goals and performance targets, which will be used to evaluate projects and programs in meeting both statutory and voluntary performance targets. In addition, draft policies regarding committed funds and projects, as well as project performance assessments are currently in circulation for review and are expected to be adopted in April 2011. Meanwhile, MTC's schedule for the call for projects is as follows:

- Issue Call for Projects Letter to CMAs February 14, 2011
- Open Online Project Application Form for Use by CMAs/ Project Sponsors: March 1, 2011
- Close of Project Submittal Period April 29, 2011 (See Table 1 for Alameda CTC's)

submission deadline of April 12, 2011)

- MTC Conducts Project-Level Performance Assessment and Selection Process for Projects for Detailed SCS Scenarios: May through July 2011

According to MTC's guidance for implementation of the call for projects (see Attachment A, MTC' Call for Projects), there are seven specific efforts the CMAs must do as part of the call. MTC's requirements are shown below in bold, and Alameda CTC's approach is detailed in italics:

1. Public Involvement and Outreach:

a) Conduct countywide outreach to stakeholders and the public to solicit project ideas.

The Alameda CTC has adopted a public involvement strategy for the development of the CWTP-TEP, which includes informing stakeholders and the public about the call for projects and seeking public comment on project and program ideas. This effort will be done through its technical and community advisory working groups, as well as through targeted countywide outreach that seeks feedback on potential projects and programs using a specifically designed Toolkit and questionnaire, which will be used at meetings and will also be placed on the Alameda CTC webpage. This outreach effort is broad-based, addresses language and access needs, and will be conducted throughout the county. Information about the call, submission processes and decision-making timelines are included on the agency website. Five public meetings are scheduled in each area of the County to also share information and solicit project and program feedback. These include the following 2011 dates, times and locations:

Thursday, February 24th — Oakland, 5:30-7:30pm

City of Oakland City Hall—Hearing Room 3 (1 Frank H. Ogawa Plaza)
5:30–6:00 pm—Informational Open House
6:00–7:30 pm—Workshop

Monday February 28th — Fremont, 6:30-8:30pm

Fremont Public Library—Fukaya Room A (2400 Stevenson Blvd.)
6:30–7:00 pm—Informational Open House
7:00–8:30 pm—Workshop

Wednesday March 9th — Hayward, 6:30-8:30pm

Hayward City Hall—Conference Room 2A (777 B Street)
6:30–7:00 pm—Informational Open House
7:00–8:30 pm—Workshop

Wednesday March 16th — San Leandro, 6:30-8:30pm

San Leandro Library—Karp Room (300 Estudillo Avenue)
6:30–7:00 pm—Informational Open House
7:00–8:30 pm—Workshop

Thursday, March 24th — Dublin, 6:30-8:30pm

- b) **Document the outreach effort undertaken for the local call for projects.** *Alameda CTC will provide an overall description of the outreach process including how project and program submissions were solicited, evaluated and recommended to MTC. Table 1 below describes the Alameda CTC timeline, public hearings and opportunities for public comment on the draft and recommended project and program lists that will be submitted to MTC. A fully documented summary of outreach, how the outreach followed MTC's Public Participation Plan, as well as comments received and responses to comments addressing project/program inclusion will be submitted to MTC.*

2. Agency Coordination: Work closely with local jurisdictions, transit agencies, MTC, Caltrans, and stakeholders to identify projects for consideration in the RTP/SCS. *Alameda CTC has begun and will continue to inform elected officials, the public, stakeholders, local jurisdictions, transit operators and other partners of the call for projects, submission timelines and public commentary periods, and will be responsible for assigning passwords to local jurisdiction staffs, fielding questions about the project application form, reviewing and verifying project information, and submitting projects to MTC.*

3. Title VI Responsibilities: Ensure the public involvement process provides underserved communities access to the project submittal process as in compliance with Title VI of the Civil Rights Act of 1964. *Alameda CTC has developed a public participation approach specifically designed for broad engagement, which will also address the Title VI requirements. The CWTP is subject to Title VI and therefore, all work associated with the update of the CWTP has been planned to meet these requirements and will be documented as described above.*

4. County Target Budgets: Ensure that the County project list fits within the target budget defined by MTC for the county. *Alameda CTC will use the targeted budget of \$11.76 Billion supplied by MTC as a starting point to guide the County's recommended project list with the understanding that additional work will be conducted after the call for projects to hone in on a more financially constrained list of projects and programs that fit within the RTP/SCS financially constrained envelope. The final list of projects and programs included in the CWTP and TEP will not necessarily be as constrained as the list submitted to MTC for inclusion in the RTP.*

5. Cost Estimation Review: Establish guidelines for estimating project costs. *Alameda CTC has developed a cost estimating guide specifically for use with this call for projects and which may also be used for a second more refined effort related to projects that could be included in the TEP. The Alameda County cost estimating guidelines will be finalized in February for use in this call and will be placed on the Alameda CTC website by February 28, 2011. All project submittals will be evaluated prior to submission to MTC to ensure that appropriate cost estimates were used.*

6. General Project Criteria: Identify whether projects meet basic project parameters and criteria as outlined by MTC. *Alameda CTC will communicate MTC's criteria to project sponsors, encouraging submission of projects that support the goals and performance targets*

adopted by MTC in January 2011. These basic project criteria, which have been articulated in MTC's Call for Projects Guidance, are as follows:

- Support the goals and performance targets of the RTP/SCS (See Attachment A, MTC's Call for Projects)
- Serves as a regionally significant component of the regional transportation network. A regionally significant transportation project serves regional transportation needs (such as access to and from the area outside of the region, major activity centers in the region, major planned development such as new retail malls, sports complexes, etc., or major transportation terminals as well as most terminals themselves.)
- Support focused growth by serving existing housing and employment centers – FOCUS Priority Development Areas
- Derives from an adopted plan, corridor study, or project study report (e.g., countywide transportation plan, regional bicycle plan, climate action plans, etc.)

Based on information that will be presented to the Committees and the Commission, there may be additional screening criteria proposed that reflect the goals and targets from the CWTP-TEP process. This process will build on on-going programs and information gathered from the Working Groups, Committees and the public participation process.

7. Programmatic Categories. *As directed in MTC's call for projects (Attachment A), Alameda CTC will group similar types of projects and programs that are exempt from regional air quality conformity and do not add capacity or expand the transportation network into broader programmatic categories. This process will build on on-going programs and information gathered from the Working Groups, Committees and the public participation process.*

Alameda CTC Timeline for the Call for Projects

Table 1 describes the timeline for project and program solicitation, submission, evaluation, approvals and delivery to MTC. An Alameda County-specific project and program prioritization process is under development and is anticipated to be approved by the end of February. That process will help guide how projects and programs will be evaluated for inclusion in a list submitted to MTC.

Table 1: 2011 Call for Projects Timeline

Alameda CTC: CWTP-TEP Process Timeline		MTC/ABAG: SCS-RTP Process Timeline	
Activity	Date	Activity	Date
Update on Call for Projects	ACTAC: 2/1 CAWG: 2/3 TAWG: 2/10 SC: 2/24	Official Call for Projects Release to CMAs	February 14
Alameda CTC Issues Call for Projects Guidance and Schedule	February 25		
Alameda CTC issues access codes to Alameda County jurisdictions	March 1	MTC Web Based Application Available	March 1

MTC Training on on-line Application	March		Define Project Performance Assessment Methodology	Through April
Update on Call for Projects	ACTAC: 3/1 CAWG: 3/3 TAWG: 3/10 PPLC/PPC: 3/14 SC: 3/24		Release Initial Vision Scenario	March 11. Seek stakeholder feedback through end of April
Sponsor Submittals to Alameda CTC	April 12, 5 p.m.			
Alameda CTC preliminary evaluations	April 12-21			
Mailout of Draft list to Steering Committee	April 21			
Steering Committee Meeting/Approval of DRAFT project/program list	April 28			
Submission of draft list to MTC	Friday, April 29			
Mailout of draft list to Alameda CTC Committees and Working Groups: ACTAC, CAWG, TAWG, PPLC and PPC	May 2			
Advisory Committee meetings discussion of draft list	ACTAC: 5/3 CAWG: 5/5 TAWG: 5/12		Adopt Project Performance Methodology	April 27
Revised list submitted to PPLC, PPC	May 6 (via email)			
PPLC/PPC Review final draft list	May 9			
Alameda CTC additional evaluation	May 10-19			
Steering Committee Mailout	May 19			
Steering Committee Meeting/Public Hearing/ Recommendation of final list to full Alameda CTC Commission for approval of project/program list	May 26			
Alameda CTC Commission Approval of Final project/program list	May 26			

Submission of list to MTC	Friday, May 27		MTC Project Performance Evaluation and Selection Process for Projects for Detailed SCS Scenarios	May – July
---------------------------	----------------	--	--	------------

As part of this process, Alameda CTC will request feedback on the following items:

- a preliminary list of potential programs,
- the 2008 CWTP projects, and
- project and program ideas that are being collected from the outreach processes (workshops, on-line questionnaires, toolkit outreach, polling)

These lists will be brought through committees in March for feedback prior to the project and program submission deadlines.

Attachments

Attachment 7 of the packet is the MTC February 14 Issuance of Call for Projects.

This page intentionally left blank.



CWC Meeting 03/14/11
Attachment 07C5
Joseph P. Bort Metro Center
101 Eighth Street
Oakland, CA 94607-4700
TEL 510.817.5700
TTY/TDD 510.817.5769
FAX 510.817.5848
E-MAIL info@mtc.ca.gov
WEB www.mtc.ca.gov

February 14, 2011

Scott Haggerty, Chair
Alameda County

Adrienne J. Tissier, Vice Chair
San Mateo County

Tom Azumbrado
U.S. Department of Housing
and Urban Development

Tom Bates
Cities of Alameda County

Dave Cortese
Santa Clara County

Bill Dodd
Napa County and Cities

Dorene M. Giacomini
U.S. Department of Transportation

Federal D. Glover
Contra Costa County

Mark Green
Association of Bay Area Governments

Anne W. Halsted
San Francisco Bay Conservation
and Development Commission

Steve Kinsey
Marin County and Cities

Sam Liccardo
Cities of Santa Clara County

Jake Mackenzie
Sonoma County and Cities

Kevin Mullin
Cities of San Mateo County

Jon Rubin
San Francisco Mayor's Appointee

Bijan Sartipi
State Business, Transportation
and Housing Agency

James P. Sperling
Solano County and Cities

Amy Rein Worth
Cities of Contra Costa County

Vacancy
City and County of San Francisco

Steve Heminger
Executive Director

Ann Flemer
Deputy Executive Director, Policy

Andrew B. Fremier
Deputy Executive Director, Operations

RE: Regional Transportation Plan/Sustainable Communities Strategy – Call for Projects

To: Caltrans, Congestion Management Agencies, and Multi-County Transit Operators

The Metropolitan Transportation Commission (MTC) is issuing an open “call for projects” for consideration in the Regional Transportation Plan/Sustainable Communities Strategy (RTP/SCS). MTC requests the assistance of each of the nine Congestion Management Agencies (CMAs) to coordinate project submittals for their county. Caltrans and multi-county transit operators may submit directly to MTC, but coordination with the CMAs are encouraged. Attached is the Call for Projects Guidance that lays out required elements to be carried out in the local call for projects.

Project submittals are due to MTC on April 29, 2011. Projects/programs will undergo a project-level performance evaluation, which MTC will initiate starting in May 2011. MTC requests all partner agencies to adhere to this deadline. The results of the project performance assessment will inform the upcoming detailed alternatives analysis and investment trade-off discussions, ultimately leading to a preferred RTP/SCS early next year with adoption occurring a year later. As such, there will be ongoing opportunities for these discussions to occur.

The SCS legislation requires closer integration between land use and transportation planning. With this in mind, MTC and ABAG have adopted goals that direct local agencies to consider how their projects support SCS principals as promulgated by SB 375.

MTC is developing a web-based application form for sponsors to fill out and submit their projects. Sponsors will be able to (a) remove projects in the current plan (Transportation 2035) that are either now complete and open for service or no longer being pursued, (b) update projects in the current plan that should be carried forward in the RTP/SCS, and (c) add new projects. The web-based project application will be available

on March 1, 2011. At that time, MTC will provide instructions to CMAs on how to access and use the web-based form. Upon request, MTC staff will also provide a brief tutorial to the CMAs and its technical advisory committee.

MTC looks forward to receiving your project submittals. If you have any questions about the submittal process, please contact Grace Cho of my staff at (510) 817-5826 or gcho@mtc.ca.gov.

Sincerely,



Ann Flemer
Deputy Executive Director, Policy

AF: GC

J:\PROJECT\2013 RTP_SCS\Call for Projects\Final Version\Call for Projects Letters\Call for Projects Letter.doc

Attachments:

- Attachment A: Call for Projects Guidance
- Attachment A.1: Goals and Performance Targets
- Attachment A.2: Programmatic Categories
- Attachment A.3: MTC's Draft Transportation Project Performance Assessment Methodology
- Attachment A.4: MTC Policy Advisory Council Members

Attachment A

Call for Projects Guidance

The Metropolitan Transportation Commission (MTC) requests the assistance of the nine Bay Area Congestion Management Agencies (CMAs) to help with the Call for Projects within their counties. CMAs are best suited for this role because of their existing relationships with local jurisdictions, elected officials, transit agencies, community organizations and stakeholders, and members of the public within their counties. MTC expects the CMAs to plan and execute an effective public outreach and local engagement process to solicit candidate projects to be submitted to MTC for consideration in the Regional Transportation Plan/Sustainable Communities Strategy (RTP/SCS).

Project sponsors with projects vying for future state or federal funding must have their project identified in the financially constrained RTP/SCS. CMAs will be the main point of contact for local sponsoring agencies and members of the public submitting projects for consideration for inclusion in the 2013 SCS/RTP. Sponsors of multi-county projects (i.e. Caltrans, BART, Caltrain, etc.) may submit directly to MTC, but communication and coordination with CMAs is encouraged. Members of the public are eligible to submit projects, but must secure a public agency sponsor and coordinate the project submittal with their CMA.

CMAs will assist MTC with the Call for Projects by carrying out the following activities:

1. Public Involvement and Outreach

- ***Conduct countywide outreach to stakeholders and the public to solicit project ideas.*** CMAs, as well as multi-county transit operators and Caltrans, will be expected to implement their public outreach efforts in a manner consistent with MTC's Public Participation Plan (MTC Resolution No. 3821), which can be found at http://www.onebayarea.org/get_involved.htm. CMAs are expected, at a minimum, to:
 - Execute effective and meaningful local engagement efforts during the Call for Projects by working closely with local jurisdictions, elected officials, transit agencies, community-based organizations, and the public through the project solicitation process. In addition to the CMAs' citizen advisors, MTC's Policy Advisory Council members are a good resource to the CMAs to help plan community outreach events, engage members of the public, and identify candidate projects. Please see **Attachment A.4** for a list of MTC's Policy Advisory Council members.
 - Explain the local Call for Projects process, informing stakeholders and the public about the opportunities for public comments on project ideas and when decisions are to be made on the list of projects to be submitted to MTC;
 - Hold public meetings and/or workshops at times which are conducive to public participation to solicit public input on project ideas to submit;
 - Hold at least one public hearing providing opportunity for public comment on the list of potential projects prior to submittal to MTC;
 - Post notices of public meetings and hearing(s) on their agency website; include information on how to request language translation for individuals with limited English proficiency. If agency protocol has not been established, please refer to MTC's Plan for Assisting Limited English Proficient Populations.
 - CMA staff will be expected to provide MTC with a link so the information can also be viewed on the website OneBayArea.org;
 - Hold public meetings in central locations that are accessible for people with people with disabilities and by public transit;

- Offer language translations and accommodations for people with disabilities, if requested at least three days in advance of the meeting.
- ***Document the outreach effort undertaken for the local call for projects.*** CMAs, as well as multi-county transit operators and Caltrans, are to provide MTC with:
 - A description of how the public was involved in the process for nominating and/or commenting on projects for inclusion in the RTP/SCS. Specify whether public input was gathered at forums held specifically for the RTP/SCS or as part of an outreach effort associated with, for example, an update to a countywide plan;
 - A description of how the public engagement process met the outreach requirements of MTC's Public Participation Plan, including how the CMA ensured full and fair participation by all potentially affected communities in the project submittal process.
 - A summary of comments received from the public and a description of how public comments informed the recommended list of projects submitted by the CMA. Conversely, rationale must be provided if comments or projects from the public were not able to be accommodated in the list of candidate projects and a description of how the CMA, in future project nomination processes, plans to address the comments or projects suggested by the public.

2. Agency Coordination

- ***Work closely with local jurisdictions, transit agencies, MTC, Caltrans, and stakeholders to identify projects for consideration in the RTP/SCS.*** CMAs will assist with agency coordination by:
 - Communicating this Call for Projects guidance to local jurisdictions, transit agencies, Caltrans, and stakeholders and coordinate with them on the online project application form by assigning passwords, fielding questions about the project application form, reviewing and verifying project information, and submitting projects as ready for review by MTC
 - Working with members of the public interested in advancing a project idea to find a public agency project sponsor, and assisting them with submitting the project to MTC;
 - Developing freeway operations and capacity enhancement projects in coordination with MTC and Caltrans staff.
 - Developing transit improvements in coordination with MTC and transit agency staff.

3. Title VI Responsibilities

- ***Ensure the public involvement process provides underserved communities access to the project submittal process as in compliance with Title VI of the Civil Rights Act of 1964.***
 - Assist community-based organizations, communities of concern, and any other underserved community interested in submitting projects;
 - Remove barriers for persons with limited English proficiency to have access to the project submittal process;
 - For additional Title IV outreach strategies, please refer to MTC's Public Participation Plan found at: http://www.onebayarea.org/get_involved.htm

4. County Target Budgets

- ***Ensure that the County project list fits within the target budget defined by MTC for the county.***
 - To establish the county target budgets, MTC used the discretionary funding amount (\$32 billion) from the Transportation 2035 Plan and assigned counties a target budget based on a population share formula with an additional 75% mark up. County target budgets can be seen below. This formula approach is consistent with the formula used in Transportation 2035 Plan.
 - County target budgets are intended as a starting point to guide each CMA in recommending a project list to MTC by providing an upper financial limit.
 - County target budgets are not intended as the financially constrained RTP/SCS budget. CMAs and MTC will continue to discuss further and select projects later in the process that fit the RTP/SCS financially constrained envelope.

County Target Budgets (in billions)

Alameda: \$11.76

Contra Costa: \$7.84

Marin: \$2.24

Napa: \$1.12

San Francisco: \$6.16

San Mateo: \$5.60

Santa Clara: \$14.0

Solano: \$3.36

Sonoma: \$3.92

5. Cost Estimation Review

- ***Establish guidelines for estimating project costs.*** CMAs are to establish cost estimation guidelines for use by project sponsors. The guidelines may be developed by the CMAs or CMAs can elect to use other accepted guidelines produced by local, state or federal agencies. MTC has identified the following cost estimation guidelines available for use:
 - Federal: National Cooperative Highway Research Program's Guidance for Cost Estimation and Management for Highway Projects During Planning, Programming, and Preconstruction (http://onlinepubs.trb.org/onlinepubs/nchrp/nchrp_w98.pdf)
 - State: Caltrans' Project Development Procedures Manual Chapter 20, Project Development Cost Estimates (http://www.dot.ca.gov/hq/opdpd/pdpm/chap_pdf/chapt20.pdf)
 - Local: Contra Costa Transportation Authority (CCTA) Cost Estimation Guide (http://ccta.net/assets/documents/Cost_Est_Guide_Documentation.pdf)
- ***Review and verify with MTC that each project has developed an appropriate cost estimate prior to submittal.***

6. General Project Criteria

- ***Identify whether projects meet basic project parameters as outlined by MTC.*** CMAs will encourage project sponsors to submit projects which meet one or more of the general criteria listed below, keeping in consideration that projects should support SCS principals promulgated by SB 375:
 - Supports the goals and performance targets of the RTP/SCS (see **Attachment A.1**).
 - Serves as a regionally significant component of the regional transportation network. A regionally significant transportation project serves regional transportation needs (such as access to and from the area outside of the region, major activity centers in the region,

- major planned developments such as new retail malls, sports complexes, etc., or transportation terminals as well as most terminals themselves).
 - Supports focused growth by serving existing housing and employment centers FOCUS Priority Development Areas.
 - Derives from an adopted plan, corridor study, or project study report (e.g., community-based transportation plans, countywide transportation plan, regional bicycle plan, climate action plans, etc.).
- ***Assess how well the project meets basic criteria***
Project sponsors are welcome to use MTC's qualitative/quantitative approach or some hybrid thereof to develop and evaluate project priorities (See **Attachment A.3**). Sponsors may include qualitative discussion and/or quantitative data to demonstrate how proposed projects meet the RTP/SCS goals and targets, the magnitude of project impacts and cost effectiveness. MTC will provide a function in the on-line application for this information and may use it to inform the Goals Assessment portion of MTC's evaluation.

7. Programmatic Categories

- CMAs should group similar projects, which are exempt from regional air quality conformity that do not add capacity or expand the transportation network, into broader programmatic categories rather than submitting them as individual projects for consideration in the RTP/SCS. These individual projects may address a concern of the community (e.g., improved pedestrian ways to transit, curb bulb-outs to calm traffic, etc.), but do not have to be individually specified for the purposes of air quality conformity. See **Attachment A.2** for guidance on the programmatic categories.

Timeline

Task	Date
Issue Call for Projects Letter to CMAs, Caltrans, and Multi-County Transit Operators	February 10, 2011
Open Online Project Application Form for Use by CMAs/ Project Sponsors	March 1, 2011
Close of Project Submittal Period	April 29, 2011
MTC Conducts Project-Level Performance Assessment and Selection Process for Projects for Detailed SCS Scenarios	May – July 2011

J:\PROJECT\2013 RTP_SCS\Call for Projects\Final Version\Attachment A - Guidance.doc

Attachment A.1

RTP/SCS Goals and Performance Targets

Goal	Performance Target (from 2005 levels unless noted)
<p><u>Climate Protection</u> Dealing effectively with the challenge of climate change involves communities far beyond the shores of San Francisco Bay. Indeed, Senate Bill 375 requires metropolitan areas throughout California to reduce greenhouse gas emissions from cars and trucks. Furthermore, our region must safeguard the shoreline due to sea-level rise through adaption strategies. By combining aggressive policies with innovative technologies, the Bay Area can act as a model for other regions around the state and nationwide.</p>	<p>Reduce per-capita CO₂ emissions from cars and light-duty trucks by 15%</p>
<p><u>Adequate Housing</u> A diverse and sufficient housing supply is essential to maximize livability for all Bay Area residents. The region aspires not only to ensure affordability and supply of housing for peoples of all income levels and in all nine counties, but also to reduce the concentration of poverty in low-income communities of concern.</p>	<p>House 100% of the region's projected 25-year growth by income level (very-low, low, moderate, above-moderate) without displacing current low-income resident</p>
<p><u>Healthy & Safe Communities</u> Promoting healthy and safe communities includes improving air quality, reducing collisions and encouraging more bicycle and pedestrian travel. While policy choices by regional agencies can help influence land-use decisions and the operation and design of transportation infrastructure, local governments have the biggest role to play. Cities' and counties' land-use authority directly shapes the development patterns that guide individuals' travel choices.</p>	<ul style="list-style-type: none"> ○ Reduce premature deaths from exposure to particular emissions: <ul style="list-style-type: none"> ● Reduce premature deaths from exposure to fine particulates (PM2.5) by 10% ● Reduce coarse particulate emissions (PM10) by 30% ● Achieve greater reductions in highly impacted areas Associated Indicators <ul style="list-style-type: none"> ● Incidence of asthma attributable to particulate emissions ● Diesel particulate emissions ○ Reduce by 50% the number of injuries and fatalities from all collisions (including bike and pedestrian) ○ Increase the average time walking or biking per person per day for transportation by 60% (for an average of 15 minutes per person per day)
<p><u>Open Space & Agricultural Preservation</u> Limiting urban sprawl will help preserve productive agricultural lands and prime natural habitat, in addition to maintaining public access to shorelines, mountains, lakes and rivers. As open space and farmlands are essential to the Bay Area's quality of life, the region</p>	<p>Direct all non-agricultural development within the urban footprint (existing urban development and urban growth boundaries)</p> <ul style="list-style-type: none"> ● Scenarios will be compared to 2010 urban footprint

Goal	Performance Target (from 2005 levels unless noted) for analytical purposes only
<p>should focus growth in existing urban areas rather than pursue additional development in outlying areas.</p>	
<p><u>Equitable Access</u> A high quality of life is not a privilege reserved only for the wealthy. Regional agencies must work to ensure that high-quality housing is available for people of all incomes; that essential destinations may be reached at a minimal cost of time or money; that mobility options are available not only to those who can transport themselves but also to our growing populations of senior and disabled residents; that the benefits and burdens alike of transportation investment are evenly distributed; and that air pollution, water pollution or noise pollution are not disproportionately concentrated in low-income neighborhoods.</p>	<p>Decrease by 10% the share of low-income and lower-middle income residents' household income consumed by transportation and housing</p>
<p><u>Economic Vitality</u> A strong economy is imperative to ensure continued quality of life for all Bay Area residents. This includes a healthy climate for business and growth, and plentiful employment opportunities for individuals of all skill levels and industries. Savvy transportation and land-use policies in pursuit of this goal will not only reduce travel times but also expand choices, cut total costs, improve accessibility, and boost reliability.</p>	<p>Increase gross regional product (GRP) by 87% – an average of 2.1% per year (in current dollars)</p>
<p><u>Transportation System Effectiveness</u> Maximizing the efficiency of the transportation system requires preserving existing assets in a state of good repair as well as leveraging assets that are not fully utilized and making targeted, cost-effective improvements. Continued maintenance is necessary to protect safety, minimize vehicle damage, support infill development in existing urban areas and promote economic growth regionwide.</p>	<ul style="list-style-type: none"> o Decrease average per-trip travel time by 10% for non-auto modes o Decrease automobile vehicle miles traveled per capita by 10% o Maintain the transportation system in a state of good repair: <ul style="list-style-type: none"> • Increase local road pavement condition index (PCI) to 75 or better • Decrease distressed lane-miles of state highways to less than 10% of total lane-miles • Reduce average transit asset age to 50% of useful life
<p><u>Infrastructure Security</u> The potential for damage from natural or manmade disasters is a threat to the security of Bay Area infrastructure. To preserve the region's economic vitality and quality of life, Bay Area government officials — in cooperation with federal and state agencies — must work to prevent damage to infrastructure systems and to minimize the potential impacts of any future disasters. Funding priorities must reflect the need to ensure infrastructure security and to avoid any preventable loss of life.</p>	

Attachment A.2 Programmatic Categories

Programmatic categories are groups of similar projects, programs, and strategies that are included under a single group for ease of listing in the RTP/SCS. Projects within programmatic categories must be exempt from regional transportation conformity. Many projects which address the concerns of communities, such as pedestrian bulbouts, bicycle lanes, transit passenger shelters, ridesharing, etc. are often taken into account in a programmatic category. Therefore individual projects of this nature do not need to be specified. Projects grouped in a programmatic category are viewed as a program of multiple projects. Projects that add capacity or expand the network are not included in a programmatic category. Projects that do not fit within the identified programmatic categories are listed separately in the RTP/SCS. Programmatic categories to be used include, but are not limited to the following:

1. **Bicycle/Pedestrian Expansion** (new facilities, expansion of existing bike/pedestrian network)
2. **Bicycle/Pedestrian Enhancements** (enhancements, streetscapes, TODs, ADA compliance, mobility and access improvements)
3. **Bicycle/Pedestrian Facilities Rehabilitation**
4. **Lifeline Transportation** (Community Based Transportation Plans projects such as information/outreach projects, dial-a-ride, guaranteed ride home, paratransit, non-operational transit capital enhancements (i.e. bus shelters). Does not include fixed route transit projects.)
5. **Transit Enhancements** (ADA compliance, mobility and access improvements, passenger shelters, informational kiosks)
6. **Transit Management Systems** (TransLink®, Transit GPS tracking systems (i.e. Next Bus))
7. **Transit Safety and Security Improvements** (Installation of security cameras)
8. **Transit Guideway Rehabilitation**
9. **Transit Station Rehabilitation**
10. **Transit Vehicle Rehabilitation/Replacement/Retrofit**
11. **Transit O&M** (Ongoing non-capital costs, preventive maintenance)
12. **Transit Operations Support** (purchase of operating equipment such as fareboxes, lifts, radios, office and shop equipment, support vehicles)
13. **Local Road Safety** (shoulder widening, realignment, non-coordinated signals)
14. **Highway Safety** (implementation of Highway Safety Improvement Program, Strategic Highway Safety Program, shoulder improvements, guardrails, medians, barriers, crash cushions, lighting improvements, fencing, increasing sight distance, emergency truck pullovers)
15. **Non-Capacity Increasing Local Road Intersection Modifications and Channelization**
16. **Non-Capacity Increasing State Highway Enhancements** (noise attenuation, landscaping, roadside rest areas, sign removal, directional and informational signs)
17. **Freeway/Expressway Incident Management** (freeway service patrol, call boxes)
18. **Non-Capacity Increasing Freeway/Expressway Interchange Modifications** (signal coordination, signal retiming, synchronization)
19. **Freeway/Expressway Performance Management** (Non-ITS Elements, performance monitoring, corridor studies)
20. **Non-Capacity Increasing Local Road Rehabilitation** (Pavement resurfacing, skid treatments)
21. **Non-Capacity Increasing Local Bridge Rehabilitation/Replacement/Retrofit**
22. **State Highway Preservation** (Caltrans SHOPP, excluding system management)
23. **Toll Bridge Rehabilitation/Replacement/Retrofit**
24. **Local Streets and Roads O&M** (Ongoing non-capital costs, routine maintenance)
25. **State Highway O&M** (Caltrans non-SHOPP maintenance, minor 'A' and 'B' programs)
26. **Regional Air Quality and Climate Protection Strategies** (outreach programs and non-capacity projects specifically targeting regional air quality and climate protection strategies)
27. **Local Air Quality and Climate Protection Strategies** (outreach programs and non-capacity projects specifically targeting local air quality and climate protection strategies)
28. **Regional Planning and Outreach** (regionwide planning, marketing, and outreach)
29. **Transportation Demand Management** (continuation of ridesharing, shuttle, or vanpooling at current levels)
30. **Parking Management** (Parking cash out, variable pricing, etc.)

This page intentionally left blank.

Attachment A.3 – MTC’s Draft Transportation Project Performance Assessment Methodology

	Transportation 2035	SCS/RTP Approach – Initial Thoughts
Goals Assessment (largely qualitative)	<ul style="list-style-type: none"> All projects (700+) assessed, grouped into 13 project type How well projects address each goal/number of goals addressed Conducted by panel of MTC staff and stakeholders 	<ul style="list-style-type: none"> Same as for Transportation 2035 – but reflecting new goals/targets and with added emphasis on: <ul style="list-style-type: none"> support for focused growth statutory goals to reduce carbon dioxide and accommodate future housing demand For larger projects, use quantitative information where available, such as projected CO2 and particulate emissions reduction
Benefit-Cost Assessment (quantitative)	<ul style="list-style-type: none"> 60 large-scale uncommitted projects as well as uncommitted regional programs MTC model analysis <ol style="list-style-type: none"> B/C ratio in 2035 including <ul style="list-style-type: none"> Delay CO2 PM10 and PM2.5 Injuries & fatalities Direct user costs (vehicle operating/ownership) Cost savings for on-time maintenance Cost per reduction on CO2 Cost per reduction in VMT Cost per low-income household served by new transit <p>Goals not reflected in B/C are captured through the qualitative assessment</p>	<ul style="list-style-type: none"> Same types of projects but potentially more (perhaps 100) - subject to final policy on committed projects MTC model analysis <ol style="list-style-type: none"> B/C ratio - over 25 yrs instead of horizon year (if time allows) <ul style="list-style-type: none"> Travel time (see notes below) CO2 PM10 and PM2.5 Health costs associated with changes in active transportation levels Injuries & fatalities Direct user costs (vehicle operating/ownership) Cost savings for on-time maintenance <p>Goals not reflected in B/C are captured through the goals assessment in a qualitative fashion</p>
Synthesis & Use of Information	<ul style="list-style-type: none"> Bubble chart mapping B/C and number of goals addressed Sponsors “justify” projects with low-B/C before inclusion in the draft plan 	<ul style="list-style-type: none"> Bubble chart mapping B/C and number of goals addressed Sponsors must “justify” projects with <ol style="list-style-type: none"> low B/C or meeting few goals increase in CO2 emissions that do not support draft land use
Considerations	<ul style="list-style-type: none"> Four quantitative measures was information overload for the decision makers; prefer to have a single quantitative result 	<ul style="list-style-type: none"> Consider approaches to address to concern that current B/C model is dominated by travel time <ul style="list-style-type: none"> Sensitivity tests of impact of travel time on relative ratings of projects Review emerging practices for travel time valuation (e.g., discounting small time savings, different values of time based on trip purpose, value of reliability) Assess significance of B/C results for each project

This page intentionally left blank.

Attachment A.4
MTC Policy Advisory Council Members

Naomi Armenta
Representing the Disabled Community of
Alameda County
narmenta@actia2022.com

Cathleen Baker
Representing the Low-Income Community of
San Mateo County
cabaker@co.sanmateo.ca.us

Paul S. Branson
Representing the Senior Community of Marin
County
kayak707@gmail.com

Richard L. Burnett
Representing the Disabled Community of
Solano County
burnett.richardl@gmail.com

Joanne Busenbark
Representing the Senior Community of Napa
County
joannbusenbark@sbcglobal.net

Carlos Castellanos
Economy Representative
carlosc@ebaldc.com

Bena Chang
Economy Representative
bchang@svlg.net

Wilbert Din
Representing the Minority Community of San
Francisco
wil_din@yahoo.com

Richard Hedges
Economy Representative
hedghogg@ix.netcom.com

Allison Hughes
Representing the Disabled Community of San
Francisco

allisonh@rdtsi.com

Dolores Jaquez
Representing the Senior Community of
Sonoma
doloresjaquez@yahoo.com

Randi Kinman
Representing the Low-Income Community of
Santa Clara County
randikinman@yahoo.com

Federico Lopez
Representing the Disabled Community of
Contra Costa County
fwlopez@comcast.net

Marshall Loring
Representing the Senior Community of San
Mateo County
cmarsh.L@att.net

Evelina Molina
Representing the Low-Income Community of
Sonoma County
youthgreenjobs@gmail.com

Cheryl O'Connor
Economy Representative
coconnor@hbanc.org

Kendal Oku
Representing the Minority Community of
Marin County
kandpoku@gmail.com

Lori Reese-Brown
Representing the Minority Community of
Solano County
Bro7L@aol.com

Gerald Rico
Representing the Minority Community of
Napa County
ricochip@sbcglobal.net

Frank Robertson
Representing the Minority Community of
Contra Costa County
bostonlegacy@comcast.net

Linda Jeffery Sailors
Economy Representative
madammayor@comcast.net

Dolly Sandoval
Representing the Senior Community of Santa
Clara County
dolly@dollysandoval.com

Egon Terplan
Environment Representative
eterplan@spur.org

Telephone Survey of Alameda County Voters
Conducted for: Alameda County Transportation Commission
n=800

FINAL MARCH 2, 2011

Hello, my name is _____, may I speak with **(NAME ON LIST)**. **(SPEAK TO NAME ON LIST ONLY)**

Hello, my name is _____, and I'm conducting a survey for EMC Research to find out how people in your area feel about some of the different issues facing them. We are not trying to sell anything, and are collecting this information on a scientific and completely confidential basis.

AGE FROM SAMPLE

1. 18-29
2. 30-39
3. 40-49
4. 50-64
5. 65+
6. BLANK

SUPERVISOR DISTRICT FROM SAMPLE

1. 1
2. 2
3. 3
4. 4
5. 5

1. **SEX (Record from observation)**

1. Male
2. Female

2. Are you registered to vote in Alameda County?

1. Yes→ CONTINUE
2. No→ **TERMINATE**

3. Do you think things in Alameda County are generally going in the right direction, or do you feel that things are pretty seriously off on the wrong track?

1. Right Direction
2. Wrong Track
3. (Don't Know)

4. What is the most important problem facing Alameda County today? **(OPEN END, 1 response)**
5. And what would you say is the most important transportation problem facing Alameda County today? **(OPEN END, 1 response)**
6. As you may know, voters in Alameda County approved Measure B in 2000, a half cent sales tax that funds road and transit projects and programs all across Alameda County. In general, would you say Measure B has been a good thing for Alameda County, or a bad thing for Alameda County?
 1. Good thing
 2. Bad thing
 3. (Don't know)
7. There may be a measure on the ballot next year in Alameda County that would extend the existing half cent transportation sales tax to address an updated plan for the county's current and future transportation needs. The money from this measure could only be spent on the voter-approved expenditure plan, and all money from this measure would stay in Alameda County and could not be taken by the state. If this measure were on the ballot today, are you likely to vote yes to approve it, or no to reject it?
(IF UNDECIDED/DON'T KNOW: Which way do you lean — toward voting "Yes" to approve, or toward voting "No" to reject?)
 1. Yes, approve
 2. (Lean yes)
 3. No, reject
 4. (Lean no)
 5. (Undecided/Don't know)

Now I'd like to read you a list of projects and programs that could be funded by this ballot measure. For each one, please tell me how a high a priority it should be. Please use a scale from one to five, where one means it should not be a priority at all and five means it should be a very high priority;

SCALE: 1 2 3 4 5 | 6
 Not a priority at all Very high priority | (DK)

(RANDOMIZE Qx-Qx)

BEFORE EACH QUESTION: The (first/next) one is...

AFTER EACH QUESTION AS NECESSARY: How a high a priority should that be for this ballot measure? Use a scale from one to five, where one means it should not be a priority at all and five means it should be a very high priority.

8. Maintaining streets, roads, and highways;
9. Expanding transit services and reliability, including express bus services;
10. Expanding road and highway capacity and efficiency;
11. Providing and supporting alternatives to driving, like walking, biking, and public transit;
12. Improving the movement of goods, freight, and cargo;
13. Maintaining and operating existing transit services;
14. Improving transportation services for seniors and people with disabilities;
15. Expanding bicycle and pedestrian improvements;
16. Improving local streets to make them safer and more efficient for all, including cars, transit vehicles and riders, bicyclists, and pedestrians;
17. Making it easier to get to work and school using public transportation;
18. Restoring public transit service cuts;
19. Providing a free bus transit pass to all junior and senior high school students in the county;
20. Reducing air pollution and greenhouse gas emissions from the county's cars, trucks, buses, and trains;
21. Keeping public transit service affordable for those who depend on it, including seniors, youth, and people with disabilities;
22. Expanding the Safe Routes to Schools program;
23. Extending BART to Livermore;
24. Extending commuter trains over the Dumbarton Bridge to improve the commute to Silicon Valley;
25. Improving and expanding ACE Train service, which runs from Stockton through Livermore, Pleasanton, and Fremont, and ends in San Jose;
26. Improving and expanding ferry service from Oakland and Alameda to San Francisco;
27. Widening Route 84 between I-580 and I-680 near Livermore and Pleasanton;
28. Completing bicycle commuting corridors, like the Bay Trail and the East Bay Greenway;
29. Reducing traffic on I-880 by extending carpool lanes and using technologies that improve traffic flow;

(END RANDOMIZE)

And now, thinking about the ballot measure itself, I will read you some pairs of options, and ask which you would prefer.

30. **(ROTATE 1 & 2; Read “OR” between first and second statement)**

1. A measure that extends the existing transportation sales tax for another 20 years (or)
2. A measure that makes the existing transportation sales tax permanent, but allows the public to vote on how that money is spent now, and again in 20 years;
3. (Both)
4. (Neither)
5. (Don't Know)

31. **(ROTATE 1 & 2; Read “OR” between first and second statement)**

1. A measure that extends the existing half cent transportation sales tax at the same rate, with a smaller set of funded projects and programs (or)
2. A measure that increases the existing half cent transportation sales tax by one quarter of a cent, with a larger set of funded projects and programs;
3. (Both)
4. (Neither)
5. (Don't Know)

32. Which of the following is closer to your opinion: **(ROTATE 1 & 2; Read “OR” between first and second statement)**

1. Taxes are already high enough; I'll vote against any increase in taxes. (or)
2. It is crucial to have high quality roads and public transit, even if it means raising taxes;
3. (Both)
4. (Neither)
5. (Don't Know)

Please tell me if you strongly agree, somewhat agree, somewhat disagree, or strongly disagree with each of the following statements about Alameda County.

Scale: 1. Strongly agree 2. Somewhat agree
 3. Somewhat disagree 4. Strongly disagree
 5. (Don't Know/Refused)

(RANDOMIZE LIST)

- 33. Improving our streets, roads and public transit will create jobs and improve the local economy.
- 34. Our streets and roads have gotten worse over the last few years.
- 35. Our public transportation system has gotten worse over the last few years.
- 36. Improving public transportation can have a significant impact on reducing greenhouse gas emissions and slowing down climate change.
- 37. Improving public transportation can have a significant impact on local air quality and public health.
- 38. Improving public transportation can have a significant impact on reducing traffic.
- 39. Making it easier and safer to walk and bicycle can have a significant impact on reducing traffic.
- 40. We spend too much taxpayer money on public transportation systems that few people really use.
- 41. I would take public transportation more often if it were faster and more reliable.
- 42. Improving the use of technology on our roads and public transit systems can have a significant impact on reducing traffic.
- 43. Transporting more cargo by train instead of by truck can reduce congestion and improve air quality.
- 44. Making it easier to move cargo from the Port of Oakland through and out of Alameda County can improve our local economy and reduce the cost of the goods we buy

(END RANDOMIZE)

And now, thinking about a different topic, I'd like to ask you just a few questions about a different ballot measure that voters might decide in a future election. This is a different measure than the sales tax we have been discussing.

- 45. There may be a measure on the ballot in a future election that would increase the tax on gasoline in the Bay Area by 10 cents per gallon. This measure would pay for maintenance of local streets and roads as well as improvements to public transportation, such as BART. If this measure were on the ballot today, are you likely to vote yes to approve it, or no to oppose it?
(IF UNDECIDED/DON'T KNOW: Which way do you lean — toward voting "Yes" to approve, or toward voting "No" to reject?)
 - 1. Yes, approve
 - 2. (Lean yes)
 - 3. No, reject
 - 4. (Lean no)
 - 5. (Undecided/Don't know)

46. Supporters of this measure say that it makes sense to tax gasoline because it would pay for improvements that benefit everyone throughout the region, like better roads and more reliable public transit. Opponents of this measure say it will place an unfair burden on people with long commutes to work or school, and local governments should make better use of existing taxes before asking for more.

Now that you've heard more about it, if the measure to increase the tax on gasoline by 10 cents per gallon for road and transit improvements were on the ballot today, are you likely to vote yes to approve it, or no to oppose it?

(IF UNDECIDED/DON'T KNOW: Which way do you lean — toward voting "Yes" to approve, or toward voting "No" to reject?)

1. Yes, approve
2. (Lean yes)
3. No, reject
4. (Lean no)
5. (Undecided/Don't know)

Now I'd like to ask you a few questions for statistical purposes only.

47. In terms of your job status, are you employed, unemployed but looking for work, retired, a student, or a homemaker?
1. Employed → **ASK Qx**
 2. Unemployed → **SKIP TO Qx**
 3. Retired → **SKIP TO Qx**
 4. Student → **SKIP TO Qx**
 5. Homemaker → **SKIP TO Qx**
 6. (Other) → **SKIP TO Qx**
 7. (Don't know) → **SKIP TO Qx**

(ASK Q61 IF Q60=1-“Employed”)48. In what city do you work? **(OPEN-ENDED, ONE RESPONSE)**

1. (Berkeley)
2. (Castro Valley)
3. (Dublin)
4. (Emeryville)
5. (Fremont)
6. (Hayward)
7. (Livermore)
8. (Milpitas)
9. (Newark)
10. (Oakland)
11. (Pleasanton)
12. (Richmond)
13. (Sacramento)
14. (San Francisco)
15. (San Jose)
16. (San Leandro)
17. (San Lorenzo)
18. (Union City)
19. (Walnut Creek)
20. (Other (specify _____))
21. (Refused/Don't know)

(RESUME ASKING EVERYONE)

For each of the following, please answer Yes or No.

SCALE:

1. Yes
2. No
3. (Don't Know/Refused)

Do you or does anyone in your household...

49. Ride a bicycle to school or work?
50. Ride a bus to school or work?
51. Ride BART to school or work?
52. Carpool to school or work?
53. Drive alone to school or work?
54. Walk to school or work?

55. Do you rent or own your home or apartment?

1. Rent/other
2. Own/buying
3. (Don't know/Refused)

56. Thinking about a political scale where 1 is very liberal and 7 is very conservative, where would you place yourself on that scale? **(Code 1-7, 8=Don't know)**

57. What is the last grade you completed in school?
1. Some grade school
 2. Some high school
 3. Graduated high school
 4. Technical/Vocational
 5. Some college
 6. Graduated college [including Bachelors, BA]
 7. Graduate/Professional [including Masters, PhD, etc]
 8. (Don't know/Refused)
58. Would you consider yourself to be Hispanic or Latino, Black or African American, White, Asian or Pacific Islander, or something else?
1. Hispanic/Latino
 2. Black/African-American
 3. White
 4. Asian or Pacific Islander
 5. (Bi-racial/ Multi-racial)
 6. Something else/ other
 7. (Refused)
59. In what year were you born? **(Do not read categories, code as appropriate)**
1. 1936 or earlier (75+)
 2. 1937-1941 (70-74)
 3. 1942-1946 (65-69)
 4. 1947-1951 (60-64)
 5. 1952-1956 (55-59)
 6. 1957-1961 (50-54)
 7. 1962-1966 (45-49)
 8. 1967-1971 (40-44)
 9. 1972-1976 (35-39)
 10. 1977-1981 (30-34)
 11. 1982-1986 (25-29)
 12. 1987-1993 (18-24)
 13. (Refused)

THANK YOU!

PARTY REGISTRATION FROM SAMPLE

Democrat
Republican
DTS

CITY CODE FROM SAMPLE

Alameda
Albany
Berkeley
Dublin
Emeryville
Fremont
Hayward
Livermore
Newark
Oakland
Piedmont
Pleasanton
San Leandro
Union City
Other/Unincorporated

ZIP CODE FROM SAMPLE

This page intentionally left blank.

ACTIA Capital Projects
FY 2010/2011

CWC Member Capital Projects
Monitoring Responsibilities

CWC Member Capital Projects Monitoring Responsibilities																															
Member's Names	Appointed By	ACTIA No. 1 - ACE Capital Improvements	ACTIA No. 2 - BART Construction	ACTIA No. 3 - BART Warm Springs Ext	ACTIA No. 4 - Downtown Streetscape Project	ACTIA No. 5 - BART Fruitvale Transit Village	ACTIA No. 6 - Union City Intermodal Station	ACTIA No. 7 - Bus Rapid Transit - Tel. Corridor	ACTIA No. 8 - I-680 Express Lane	ACTIA No. 9 - I-680 Express Lane	ACTIA No. 10 - I-680/Broadway-Jackson I/C	ACTIA No. 11 - I-680/Washington Ave./Env.	ACTIA No. 12 - I-680 Castro Valley I/C	ACTIA No. 13 - Levee/E. Levee Widening	ACTIA No. 14 - I-580 Auxiliary Lanes - Dublin	ACTIA No. 15 - Rte. 92/Claudio Whittell I/C	ACTIA No. 16 - Oakland Local Streets	ACTIA No. 17B - Hesperian/Lewelling Widening	ACTIA No. 18B - Westgate Extension	ACTIA No. 18A - Westgate Extension	ACTIA No. 19 - E. 14th/Hesperian/150th	ACTIA No. 20 - Newark Local Streets	ACTIA No. 21 - I-238 Widening	ACTIA No. 22 - I-680/890 Cross Conn. Study	ACTIA No. 23 - I-680/890 Cross Conn. Study	ACTIA No. 24 - I-680/890 Cross Conn. Study	ACTIA No. 25 - I-680/890 Cross Conn. Study	ACTIA No. 26 - I-680/890 Cross Conn. Study	ACTIA No. 27B - I-680 Integrated Corridor	Comments	
Belchamber, Pamela	Alameda County Mayors' Conference, D-5																														
Chavarin, Roger	Central Labor Council of Alameda County		X																												
Dubinsky, Mike	Supervisor Gail Steele, D-2																														
Gallagher, Thomas	Alameda County Mayors' Conference, D-1																														
Geen, Arthur B.	Alameda County Taxpayers Association																														
Hausseuer, James	Supervisor Nate Miley, D-4																														
Hawley, Miriam	League of Women Voters																														
Jensen, Erik	East Bay Bicycle Coalition		X	X																											
Lew, Jo Ann	Alameda County Mayors' Conference, D-2																														
Paxson, James	EDAB	X																													
Saunders, Harriette	PA PCO	X																													
Zukas, Hale	Supervisor Keith Carson, D-5		X																												
Vacancy	Alameda County Mayors' Conference, D-3																														
Vacancy	Alameda County Mayors' Conference, D-4																														
Vacancy	Supervisor Alice Lai-Bitter, D-3																														

The projects marked with an "x" above are those I am interested in monitoring.

Signature

\\Alameda\measureb\SHARED\GovBoard\ACTIA\CWC Meetings\2011\03.14.11\07D_ProjctsandPrograms\07D_ProjctsandPrograms_Watchlist.xlsx

Alameda CTC Programs
FY 2010/2011

**CWC Member Program
Monitoring Responsibilities**

Member's Name	Appointed By	Alameda (BP, LSR)	Albany (BP, LSR, P)	Berkeley (BP, LSR, P)	Dublin (BP, LSR)	Emeryville (BP, P)	Fremont (BP, LSR, P)	Hayward (BP, LSR, P)	Livermore (BP, LSR, P)	Newark (BP, LSR, P)	Oakland (BP, LSR, P)	Piedmont (BP, LSR, P)	Pleasanton (BP, LSR, P)	San Leandro (BP, LSR, P)	Union City (BP, LSR, M, P)	Ala. County North (LSR)	Ala. County Central (LSR)	Ala. County East (LSR)	25 % Countywide Bike & Ped	Paratransit (City Programs)	Paratransit - BART	AC Transit - AC Transit	AC Transit - Transit Operations	Alameda (Ferry Services)	Allamont Commuter Express	Union City Transit Operations	LAVTA Transit Operations	Countywide Express Bus	Transit-oriented Development	Comments
Belchamber, Pamela	Alameda County Mayor's Conference, D-5	X																			X									
Chavarin, Roger	Central Labor Council of Alameda County																													
Dubinsky, Mike	Supervisor Gail Steele, D-2					X																		X						
Gallagher, Thomas	Alameda County Mayors' Conference, D-1																			X										
Geen, Arthur B.	Alameda County Taxpayers Association										X												X							
Haussener, James	Supervisor Nate Miley, D-4						X																							
Hawley, Miriam	League of Women Voters																													
Jensen, Erik	East Bay Bicycle Coalition																													
Lew, Jo Ann	Alameda County Mayors' Conference, D-2														X								X					X		
Paxson, James	EDAB	X																												
Saunders, Harriette	PAPCO																													
Zukas, Hale	Supervisor Keith Carson, D-5																													
Vacancy	Alameda County Mayors' Conference, D-3																													
Vacancy	Alameda County Mayor's Conference, D-4																													
Vacancy	Supervisor Wilma Chan, D-3																													

Signature

**Alameda County Transportation Commission
Action Items**

Commission Meeting Date	Item Title	Item #	Item Description / Staff Recommendation	Motion	2nd	Vote
22-Jul-10	Approval of Designation of the Existing ACTIA and ACCMA Executive Directors as Interim Co-Executive Directors	1	The Commission approved to designate the existing Executive Directors of ACTIA and ACCMA as interim co-executive directors of the Commission, to serve until an executive director is hired for the Alameda CTC.	Henson	Reid	23-0
	Adoption of the Administrative Code	2	The Commission approved the adoption of the Administrative Code with changes to Section 4.5.	Harper	Starosciak	23-0
	Approval of the Transit Agency Fees	3	The Commission approved the Ad Hoc Committee on Merger's recommendations to assess AC Transit and BART and Alameda CTC fee.	Haggerty	Sbranti	23-0
	Appoint/Reappoint Countywide Transportation Plan Update and Sales Tax Reauthorization Steering Committee Members	4	Staff recommend that the Commission appoint and/or reappoint members of the Countywide Transportation Plan Update and Sales Tax Reauthorization Steering Committee.	Kamena	Lai-Bitker	24-0
	ACCMA Executive Director's Report	5.2	Staff informed the Commission that the ACCMA will submit to the register of voters the vehicle registration fee on July 23. The Commission asked if the ballot measure states that the money will stay local. The Commission authorized staff to add the word local if it's not on the ballot.	Kaplan	Javandel	25-0
	Approval of Consent Calendar	6.1	Approval of ACTIA Board Meeting Minutes of June 24, 2010	Haggerty	Henson	25-0
		6.2	Approval of ACCMA Board Meeting Minutes, June 24, 2010			
		6.3.1	Telegraph Avenue Corridor Bus Rapid Transit - Approval of Measure B Allocation to the PE/Environmental Phase and Approval of Amendment No. 4 to the PE/Environmental Project Specific Funding Agreement with AC Transit			
		6.3.2	East Bay Greenway Project - Approval of the Consultant Shortlist and Authorization to Interview, Negotiate and Execute a Contract with the Top-Ranked Firm for Engineering, Environmental Clearance and Implementation Strategy Services			
		6.3.3	Measure B Capital Projects - I-880/Mission Blvd (Rt 262) Interchange Reconstruction and I-880 to Mission Blvd East-West Connector - Update on Funding Plans			
		6.4.1	Approval of Final Countywide Safe Routes to Schools Program.			
		6.4.2	Approval of Contract Extension for Executive Director			
		6.4.3	Year-End Detail of Investments for ACTA and ACTIA Funds			

**Alameda County Transportation Commission
Action Items**

		6.5.1	Transportation and Land Use Program - Approval of Transit Oriented Development Quarterly Update			
		6.5.2	Approval of Safe Routes to School Final Program			
		6.6.1	Quarterly Investment Report			
		6.6.2	Quarterly SBE, LBE, and DBE Reports			
		6.6.3	Route 84/Ardenwood Blvd Park and Ride Lot Project - (Regional Measure 2 Project 29.5) - Acceptance of Construction Contract			
		6.6.4	I-680 Express Lane Project - Authorization for ACCMA Director to Negotiate and Execute Professional Services and Co-Location Contracts			
		9.1	Staff recommended that the Commission support AB 2147 which was amended	Henson	Kamena	25-0
		10.1	The Commission approved the final CMA Block Grant program (Local Streets and Roads, Regional Bicycle Program, and County Transportation of Livable Communities)	Henson	Kamena	25-0
		10.2	The Commission approved the TFCA FY 2010/11 final program and to authorize the Executive Director to execute any necessary agreements related to this programming	Wieckowski	Freitas	25-0
		10.3.1	The Commission approved the programming of \$200,000 in STIP TE funds for LAVTA's Rideo Bus Project	Kamena	Haggerty	25-1
		10.3.2	The Commission approved to the following amendments to the Alameda County STIP project list: 1) Reprogram \$10 million in STIP funds from the I-880 Safety and Operational Improvements at 23rd/29th projects to the BART OAC project. 2) Reprogram \$10 million in STIP funds from the I-880 Mission Blvd. i/c projects to the BART OAC	Reid	Haggerty	25-1
		6	The Commission chose Arthur Dao as the Executive Director for the Alameda CTC			17-0
9-Aug-10 23-Sep-10	Report on Closed Session Approval of Consent Calendar	1A	Minutes of July 22, 2010	Henson	Reid	19-0
		1B	Minutes of August 9, 2010			
		1C	Approval of the 2010 LOS Monitoring Study Draft Report			
		1D	Review of the I-80 Integrated Corridor System Management Plan			
		1E	Review of the I-880 Corridor System Management Plan			
		1F	Approval of Transportation and Land Use Program: Revised Priority Development Area Reporting			
		1G	Review of Projects Proposed for the FY 2010/11 Transportation Funds for Clean Air (TFCA) Remaining Program Balance			

**Alameda County Transportation Commission
Action Items**

																																																																																																																																																																																																																																																																																																																																																																																																																																																																																																																																																																																																																																																																																																																																																																																																																																																																																																																																																																																																																																																																																																																																																																																																																																																																																																																																																																																																																																																																																																																																																																																																																																																																																		</
--	--	--	--	--	--	--	--	--	--	--	--	--	--	--	--	--	--	--	--	--	--	--	--	--	--	--	--	--	--	--	--	--	--	--	--	--	--	--	--	--	--	--	--	--	--	--	--	--	--	--	--	--	--	--	--	--	--	--	--	--	--	--	--	--	--	--	--	--	--	--	--	--	--	--	--	--	--	--	--	--	--	--	--	--	--	--	--	--	--	--	--	--	--	--	--	--	--	--	--	--	--	--	--	--	--	--	--	--	--	--	--	--	--	--	--	--	--	--	--	--	--	--	--	--	--	--	--	--	--	--	--	--	--	--	--	--	--	--	--	--	--	--	--	--	--	--	--	--	--	--	--	--	--	--	--	--	--	--	--	--	--	--	--	--	--	--	--	--	--	--	--	--	--	--	--	--	--	--	--	--	--	--	--	--	--	--	--	--	--	--	--	--	--	--	--	--	--	--	--	--	--	--	--	--	--	--	--	--	--	--	--	--	--	--	--	--	--	--	--	--	--	--	--	--	--	--	--	--	--	--	--	--	--	--	--	--	--	--	--	--	--	--	--	--	--	--	--	--	--	--	--	--	--	--	--	--	--	--	--	--	--	--	--	--	--	--	--	--	--	--	--	--	--	--	--	--	--	--	--	--	--	--	--	--	--	--	--	--	--	--	--	--	--	--	--	--	--	--	--	--	--	--	--	--	--	--	--	--	--	--	--	--	--	--	--	--	--	--	--	--	--	--	--	--	--	--	--	--	--	--	--	--	--	--	--	--	--	--	--	--	--	--	--	--	--	--	--	--	--	--	--	--	--	--	--	--	--	--	--	--	--	--	--	--	--	--	--	--	--	--	--	--	--	--	--	--	--	--	--	--	--	--	--	--	--	--	--	--	--	--	--	--	--	--	--	--	--	--	--	--	--	--	--	--	--	--	--	--	--	--	--	--	--	--	--	--	--	--	--	--	--	--	--	--	--	--	--	--	--	--	--	--	--	--	--	--	--	--	--	--	--	--	--	--	--	--	--	--	--	--	--	--	--	--	--	--	--	--	--	--	--	--	--	--	--	--	--	--	--	--	--	--	--	--	--	--	--	--	--	--	--	--	--	--	--	--	--	--	--	--	--	--	--	--	--	--	--	--	--	--	--	--	--	--	--	--	--	--	--	--	--	--	--	--	--	--	--	--	--	--	--	--	--	--	--	--	--	--	--	--	--	--	--	--	--	--	--	--	--	--	--	--	--	--	--	--	--	--	--	--	--	--	--	--	--	--	--	--	--	--	--	--	--	--	--	--	--	--	--	--	--	--	--	--	--	--	--	--	--	--	--	--	--	--	--	--	--	--	--	--	--	--	--	--	--	--	--	--	--	--	--	--	--	--	--	--	--	--	--	--	--	--	--	--	--	--	--	--	--	--	--	--	--	--	--	--	--	--	--	--	--	--	--	--	--	--	--	--	--	--	--	--	--	--	--	--	--	--	--	--	--	--	--	--	--	--	--	--	--	--	--	--	--	--	--	--	--	--	--	--	--	--	--	--	--	--	--	--	--	--	--	--	--	--	--	--	--	--	--	--	--	--	--	--	--	--	--	--	--	--	--	--	--	--	--	--	--	--	--	--	--	--	--	--	--	--	--	--	--	--	--	--	--	--	--	--	--	--	--	--	--	--	--	--	--	--	--	--	--	--	--	--	--	--	--	--	--	--	--	--	--	--	--	--	--	--	--	--	--	--	--	--	--	--	--	--	--	--	--	--	--	--	--	--	--	--	--	--	--	--	--	--	--	--	--	--	--	--	--	--	--	--	--	--	--	--	--	--	--	--	--	--	--	--	--	--	--	--	--	--	--	--	--	--	--	--	--	--	--	--	--	--	--	--	--	--	--	--	--	--	--	--	--	--	--	--	--	--	--	--	--	--	--	--	--	--	--	--	--	--	--	--	--	--	--	--	--	--	--	--	--	--	--	--	--	--	--	--	--	--	--	--	--	--	--	--	--	--	--	--	--	--	--	--	--	--	--	--	--	--	--	--	--	--	--	--	--	--	--	--	--	--	--	--	--	--	--	--	--	--	--	--	--	--	--	--	--	--	--	--	--	--	--	--	--	--	--	--	--	--	--	--	--	--	--	--	--	--	--	--	--	--	--	--	--	--	--	--	--	--	--	--	--	--	--	--	--	--	--	--	--	--	--	--	--	--	--	--	--	--	--	--	--	--	--	--	--	--	--	--	--	--	--	--	--	--	--	--	--	--	--	--	--	--	--	--	--	--	--	--	--	--	--	--	--	--	--	--	--	--	--	--	--	--	--	--	--	--	--	--	--	--	--	--	--	--	--	--	--	--	--	--	--	--	--	--	--	--	--	--	--	--	--	--	--	--	--	--	--	--	--	--	--	--	--	--	--	--	--	--	--	--	--	--	--	--	--	--	--	--	--	--	--	--	--	--	--	--	--	--	--	--	--	--	--	--	--	--	--	--	--	--	--	--	--	--	--	--	--	--	--	--	--	--	--	--	--	--	--	--	--	--	--	--	--	--	--	--	--	--	--	--	--	--	--	--	--	--	--	--	--	--	--	--	--	--	--	--	--	--	--	--	--	--	--	--	--	--	--	--	--	--	--	--	--	--	--	--	--	--	--	--	--	--	--	--	--	--	--	--	--	--	--	--	--	--	--	--	--	--	--	--	--	--	--	--	--	--	--	--	--	--	--	--	--	--	--	--	--	--	--	--	--	--	--	--	--	--	--	--	--	--	--	--	--	--	--	--	--	--	--	--	--	--	--	--	--	--	--	--	--	--	--	--	--	--	--	--	--	--	--	--	--	--	--	--	--	--	--	--	--	--	--	--	--	--	--	--	--	--	--	--	--	--	--	--	--	--	--	--	--	--	--	--	--	--	--	--	--	--	--	--	--	--	--	--	--	--	--	--	--	--	--	--	--	--	--	--	--	--	--	--	--	--	--	--	--	--	--	--	--	--	--	--	--	--	--	--	--	--	--	--	--	--	--	--	--	--	--	--	--	--	--	--	--	--	--	--	--	--	--	--	--	--	--	--	--	--	--	--	--	--	--	--	--	--	--	--	--	--	--	--	--	--	--	--	--	--	--	--	--	--	--	--	--	--	--	--	--	--	--	--	--	--	--	--	--	--	--	--	--	--	--	--	--	--	--	--	--	--	--	--	--	--	--	--	--	--	--	--	--	--	--	--	--	--	--	--	--	--	--	--	--	--	--	--	--	--	--	--	--	--	--	--	--	--	--	--	--	--	--	--	--	--	--	--	--	--	--	--	--	--	--	--	--	--	--	--	--	--	--	--	--	--	--	--	--	--	--	--	--	--	--	--	--	--	--	--	--	--	--	--	--	--	--	--	--	--	--	--	--	--	--	--	--	--	--	--	--	--	--	--	--	--	--	--	--	--	--	--	--	--	--	--	--	--	--	--	--	--	--	--	--	--	--	--	--	--	--	--	--	--	--	--	--	--	--	--	--	--	--	--	--	--	--	--	--	--	--	--	--	--	--	--	--	--	--	--	--	--	--	--	--	--	--	--	--	--	--	--	--	--	--	--	--	--	--	--	--	--	--	--	--	--	--	--	--	--	--	--	--	--	--	--	--	--	--	--	--	--	--	--	--	--	--	--	--	--	--	--	--	--	--	--	--	--	--	----

**Alameda County Transportation Commission
Action Items**

	5D	Approval of Funding Assistance for the Alameda County Public Works Agency Stanley Boulevard Safety and Streetscape Project			
	5E	Approval of Project Study Report/Project Initiation Document (PSR/PID) Priority List for Alameda County: Current and Projected Work Program			
	5F	Approval of Programming of the FY 2010/11 TFCA Program Remaining Balance			
	5G	Approval of TFCA Program Expenditure Deadline Extension Requests: 1) BART - Electronic Bicycle Lockers, TFCA Projects 07ALA06 and 08ALA02. 2) Alameda CTC - Webster Street Corridor Enhancements, TFCA Project 08ALA01. 3) City of Berkeley - 9th Street Bicycle Boulevard, TFCA Project 08ALA03			
	5H	Approval of Monitoring Reports: State Transportation Improvement (STIP) Program at Risk Report Federal Surface Transportation/Congestion Mitigation and Air Quality STP/CMAQ) Program At Risk Report CMA Exchange Program Quarterly Status Report Transportation for Clean Air (TFCA) Program At Risk Report Transit Oriented Development Quarterly Progress Report, Transportation and Land Use Program			
	5I	Authorization to Extend Four Measure B Grant Agreement End Dates			
	5J	Acceptance of Semi-Annual Capital Projects Status Update			
	5K	ACCMA Quarterly Financial Overview			
	5L	Approval of ACCMA's Quarterly SBE, LBE and DBE Report for the Period of July 2010 through September 30, 2010			
	5M	Approval of Interagency Agreement Regarding Reimbursement and Allocation of Costs Associated with the Joint Operation of the Alameda County Transportation Commission (Alameda CTC), the Alameda County Transportation Improvement Authority (ACTIA) and the Alameda County Congestion Management Agency (CMA)			
	5N	Approval of appointments to the Community Advisory Committees			
	7B	The Commission approved a countywide approach for seeking input on and educating the Alameda County's elected bodies about SCS being developed by ABAG and MTC for the 2013 Regional Transportation Plan	Kaplan	Worthington	24-0
	9A	The Commission approved the First Quarter budget update for FY 2010-11	Henson	Blalock	24-0
	Approval of Countywide Approach for Seeking Input on the Sustainable Communities Strategy (SCS)				
	Approval of FY 2010-2011 Budget - First Quarter Update				

**Alameda County Transportation Commission
Action Items**

	Approval of a Comprehensive Benefits Program for Transition and Future Employees of the Alameda County Transportation Commission	9B	The Commission approved a comprehensive benefit program for transition and new employees of the Alameda CTC.	Kamena	Blalock	20-3
2-Dec-10	Approval of Consent Calendar	5A	Minutes of October 28, 2010	Henson	Blalock	24-0
		5B	Adoption of Conformity Findings for the 2010 Congestion Management Program			
		5C	Approval of Measure B Allocation to the PE/Environmental Phase and Approval of Amendment No. 3 to the Project Specific Funding Agreement with BART for the PE/Env Phase (A08-0048) for the I-580 Corridor/BART to Livermore Studies (ACTIA 26)	Kamena	Sbranti	24-0
		5D	Approval of ACTIA Congestion Relief Emergency Funds and ACCMA CMA TIP funds for the I-80 Integrated Corridor Mobility Project/San Pablo Avenue Arterial and Transit Improvement Project	Henson	Blalock	24-0
		5E	Approval of Measure B Congestion Relief Emergency Funds and CMA TIP funds for the I-880 North Safety and Operational Improvements at 23rd/29th Avenues Project			
		5F	Approval of CMA TIP funds to supplement budget for the I-580 San Leandro Soundwall Project			
		5G	Authorize the Executive Director to Execute the necessary Funding Agreements to deliver the Mission Boulevard/I-880 Interchange Phase 1B/2 Project I-880/Mission Boulevard (Route 26) Interchange Reconstruction (MB 196)			
		5H	Approval of First Quarter Budget Update for ACTIA			
	Approval of Financial Audits for ACTIA	9A	Approval of Financial Audits for ACTIA	Harper	Henson	23-0
	Approval of Financial Audits for ACTA	9B	Approval of Financial Audits for ACTA	Wieckowski	Sbranti	23-0
	Approval of Financial Audits for ACCMA	9C	Approval of Financial Audits for ACCMA	Henson	Haggerty	23-0
27-Jan-11	Approval of Consent Calendar	5B	Bicycle and Pedestrian Grant Funds:	Blalock		19-0
		5B1	Approval of Reallocation of Measure B Funds from the San Leandro Bay Trail Slough Bridge Project			
		5B2	Approval of Measure B Funds for Bike to Work and Step into Life Promotions and Bicycle/Pedestrian Count			

**Alameda County Transportation Commission
Action Items**

	5C	Approval of Revised Lifeline Transportation Program			
	5D	Approval of Countywide Safe Routes to School (SR2S) Program Request for Proposals Release			
	5E	Review Transportation Fund for Clean Air (TFCA) Program FY 2011/12 Call for Projects Information			
	5F	Review of Project Study Report/PID Strategy for FY 2010/11			
	5G	Approval of Measure B Funding Allocation to the Construction Phase of the I-238 Widening Project and Authorization for Executive Director to execute the necessary Funding Agreements and/or Amendments to Funding Agreements to reflect the Allocation (ACTIA 21)			
	5H	Approval of Measure B Funding Allocation and Other Necessary Actions to Obtain Environmental Clearance for the ACTIA Measure B-funded I-880/Broadway-Jackson Interchange Improvement Project (ACTIA 10)			
	5I	I-580 Eastbound Express Lane Project - Approval of the preparation and issuance of a Request for Proposals (RFP) to obtain a System Manager contract			
	5J	I-580 Westbound Express Lane Project - Approval for Staff to Prepare and Release a Request for Proposals (RFP) to Prepare a Project Study Report			
	5K	Approval of I-580 San Leandro Soundwall Project Contract Acceptance			
	5L	Approval of Revised ACTIA Sales Tax Budget for FY 201-11			
	5M	Approval of FY 2010-2011 Budget – Second Quarter Update for ACCMA			
	5N	Approval of Interim Benefits Resolution			
	5O	Approval of Agency Work Program and Executive Director's Objectives for FY 2010-11			
	5P	Approval of Amendment No. 1 to the Professional Services Agreement with the Bay Area Program Management Group, LLC (A10-0017) for additional and deferred program and project management services from previous fiscal year	Harper	Kamena	19-0
	5Q	Approval of the Consolidated Annually Renewed Contracts Plan for Administrative Services for Fiscal Year 2011-12	Blalock		19-0
	7A	Approval of schedule and summary of issues to address in the update of 2011 CMP	Reid	Haggerty	23-0
	Approval of 2011 Congestion Management Program (CAP) Update Schedule and Issues				

**Alameda County Transportation Commission
Action Items**

24-Feb-11	Approval of 2011 Alameda CTC Legislative Program	7D	Approval of the 2011 Alameda CTC Legislative Program that was approved in the PPLC meeting with the inclusion of seismic safety upgrades as part of the general funding priorities, and HOT lane implementation to include standardizing toll lane striping between state and federal requirements under project delivery priorities, and support of the Governor's budget on the gas tax swap.	Haggerty	Chiang	23-0
	Approval to Interview Firms then Negotiate and Execute a Contract with the Top-ranked Firm for Public Opinion Research Services for Development of a Transportation Expenditure Plan	9B	Approval of the top-ranked firm, EMC Research, Inc. for the Public Opinion Research Services for Development of a Transportation Expenditure Plan.	Harper	Blalock	23-0
	Approval of Designation of the Alameda County Transportation Commission (Alameda CTC) Finance Director as the Treasurer/Auditor for the Alameda County Congestion Management Agency (ACCMA)	9C	Approval of designation of the Alameda CTC Executive Director, Arthur Dao, and Finance Director, Patricia Reavy, as the officers authorized to order the deposit or withdrawal of monies in the Local Agency Investment Fund (LAIF) for ACCMA, ACTIA and ACTA.	Harper	Chiang	23-0
	Approval of Consent Calendar	5A 5B 5C 5D 5E 5F 5F1 5F2 5F3 5F4 5G 5G1	Minutes of January 27, 2011 Approval of Tri-Valley Triangle Study Final Plan Recommendations: Projects Re-Sequencing Receive Presentation on Bay Bridge Crossing Study Receive Report on Environmental Documents/General Plan Amendments Reviewed Review Compliance Audits and Reports State Transportation Improvement Program (STIP) Extension Requests: Approve Allocation Deadline Extension for the City of Dublin Alamo Canal Regional Trail, I-580 Undercrossing Project Approve Allocation Deadline Extension for the City of Oakland Coliseum BART Pedestrian Improvements Project Approve Allocation Deadline Extension for the City of Berkeley Bay Trail Extension Segment One Project Approve Allocation Deadline Extension for the Alameda CTC/ACCMA I-580 San Leandro Landscape Project Monitoring Reports: Approve State Transportation Improvement Program (STIP) At Risk Report	Henson	Hosterman	18-0

**Alameda County Transportation Commission
Action Items**

	5G2	Approve Federal Surface Transportation/Congestion Mitigation and Air Quality (STP/CMAQ) Program At Risk Report			
	5G3	Approve CMA Exchange Program Quarterly Status Report			
	5G4	Approve Transportation Fund for Clean Air (TFCA) Program At Risk Report			
	5H	Measure B Grant Amendments: Approve Authorization to Reinstate and Extend Paratransit Gap Grant for AC Transit New Freedom Grant Match Project			
	5I	Approve Extension of Construction Management Contract for I-680 HOV/Express Lane Project			
	5J	Approve Extension of Construction Management Contract for I-580 Eastbound HOV lane Project			
	5K	Review of Construction Management Services for the I-80 Integrated Corridor Mobility Project/Project #3 Traffic Operations System Project and Project #6 San Pablo Corridor Arterial and Transit Improvement Project			
	5L	Approval of FY2010-11 Consolidated Mid-Year Investment Report			
	5M	Approval of ACTIA's FY 2010-11 Mid-Year Budget Update and Statement of Revenues and Expenditures			
	5N	Approval of ACCMA's FY 2010-11 Mid-Year Financial Update			
	5O	Approval of Appointments to the Community Advisory Committees			
	7B	Approval of staff recommendation to MTC's Call for Projects Process	Kamena	Starosciak	23-0
	7E	Approval of Staff recommendation to on California High Speed Rail	Reid	Haggerty	23-0
	Approval of Staff Recommendation on MTC's Call for Projects				
	Approval of Staff Recommendation on California High Speed Rail				

FY 2010/2011 Calendar of CWC Meetings and Activities

CWC meets quarterly on the second Monday from 6:30 to 8:30 p.m. at the ACTIA offices

July 12, 2010 CWC Meeting

- CWC Holds Public Hearing on CWC 8th Annual Report
- CWC Addresses Public Comments
- CWC Finalizes Annual Report and Publications
- Approval FY 10/11 Annual Calendar
- Approval of CWC Bylaws
- CWC Watch List for fiscal year 2010-2011 (Send letter to Jurisdictions reminding them of keeping CWC informed on projects/programs)

November 8, 2010 CWC Meeting

- ACTIA Audit and Internal Presentation
- CWC Annual Report Publication Update
- Update on Program Compliance Workshop
- Cost Allocation Policy
- Quarterly Alameda CTC Commission Action Items

January 10, 2011 CWC Meeting

- Sponsor Compliance Audits and Reports – Forwarded to CWC without Staff Analysis
- Committee Leadership Training
- Project Sponsor Presentations – if requested
- Quarterly Alameda CTC Commission Action Items

March 14, 2011 CWC Meeting

- Summary of Sponsor Audits/Programs – Report Card to CWC
- Approve Draft Annual Report Outline
- Budget Update
- Update on Board Actions Affecting Fiscal Year 2010/2011
- Quarterly Alameda CTC Commission Action Items
- Project Sponsor Presentations – if requested

April 2011 CWC Annual Report Subcommittee Meeting

- Prepare Draft Annual Report

June 13, 2011 CWC Meeting

- Finalize Draft Annual Report
- Election of Officers
- Final Strategic Plan
- Final Current Year Budget and ACTIA Budget for Fiscal Year 2011/2012
- Quarterly Alameda CTC Commission Action Items
- Project Sponsor Presentations – if requested

This page intentionally left blank.

[illegible]