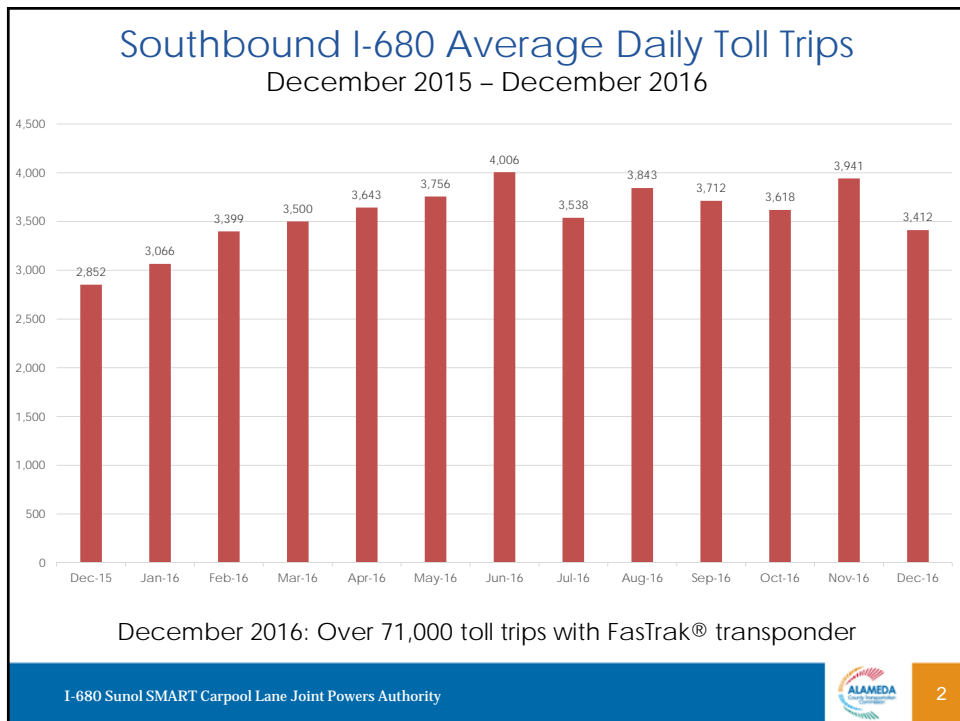


EXPRESS LANE
FASTRAK TOLL TO
 262 Mission \$1.50
 237 Calaveras \$1.75
 HOV 2+ NO TOLL

**I-680 SB Express Lane
 Monthly Operations Update**

A Presentation for the
 I-680 Sunol Smart Carpool Lane Joint Powers Authority (SSCLJPA)
 February 13, 2017



I-680 Express Lane

Monday – Friday, December 2016
5 am - 11 am

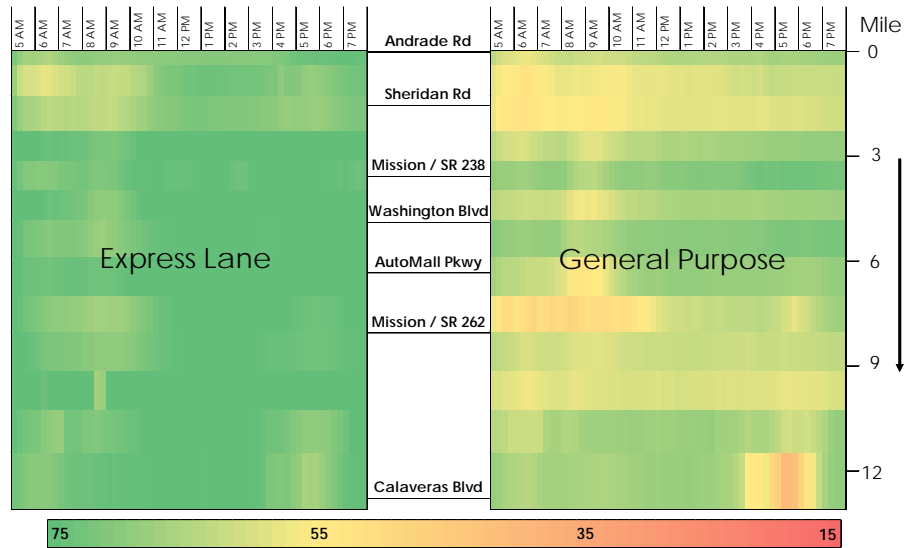
Segment	Avg Peak Speed Differential	Express Lane LOS	GP Lane LOS
North	10	B	C
Central	13	A	C
South	10	A	A

The Central Segment from Washington Blvd to South Mission Blvd (SR 262) is generally the most congested portion of the corridor.



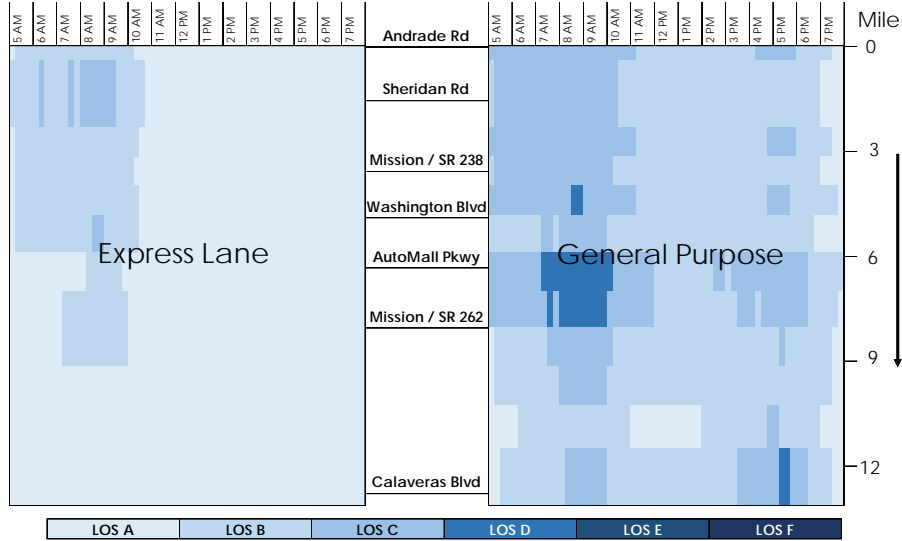
Southbound I-680 Average Speed Heat Map

Monday-Friday, July 2016 – December 2016



Southbound I-680 Average Density Heat Map

Monday-Friday, July 2016 – December 2016



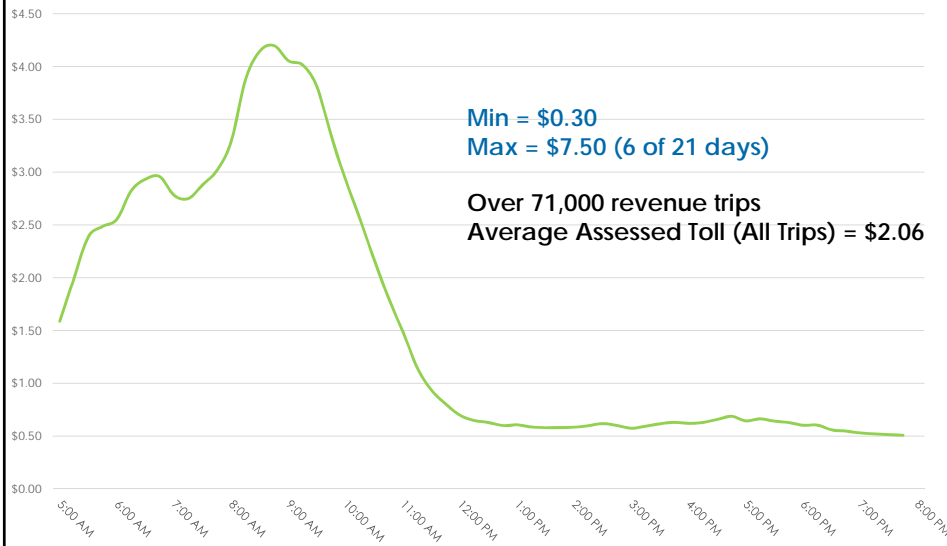
I-680 Sunol SMART Carpool Lane Joint Powers Authority



5

I-680 Express Lane Average Toll Rates

Full Corridor Travel – December 2016



I-680 Sunol SMART Carpool Lane Joint Powers Authority



6

I-680 Express Lane Revenue: Estimated Gross vs. Forecasted

Cumulative Revenue in FY 2016/17
(July- November 2016)

Estimated Gross Revenue	\$1,068,000	↑ 6%
Forecasted*	\$1,006,000	

* Forecasted revenue for the full FY 16/17 is \$2,100,000

