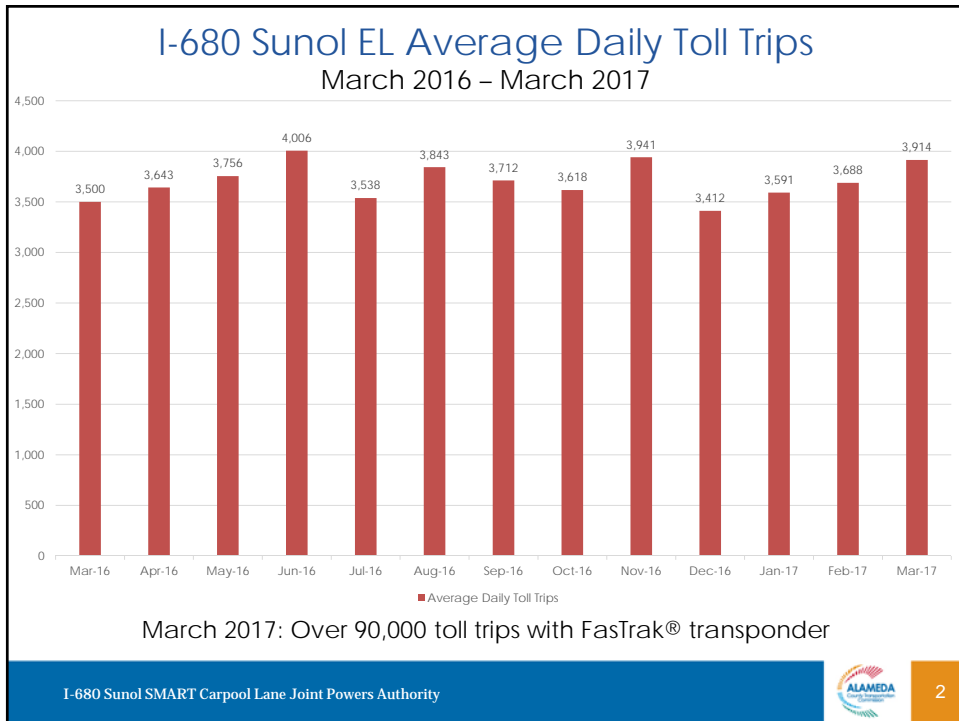


EXPRESS LANE
FasTRAK TOLL TO
 262 Mission \$1.50
 237 Calaveras \$1.75
 HOV 2+ NO TOLL

**I-680 Sunol Express Lane
 Monthly Operations Update**

A Presentation for the
 I-680 Sunol Smart Carpool Lane Joint Powers Authority (Sunol JPA)
 May 8, 2017



I-680 Sunol Corridor

Monday – Friday, March 2017
5 am - 11 am

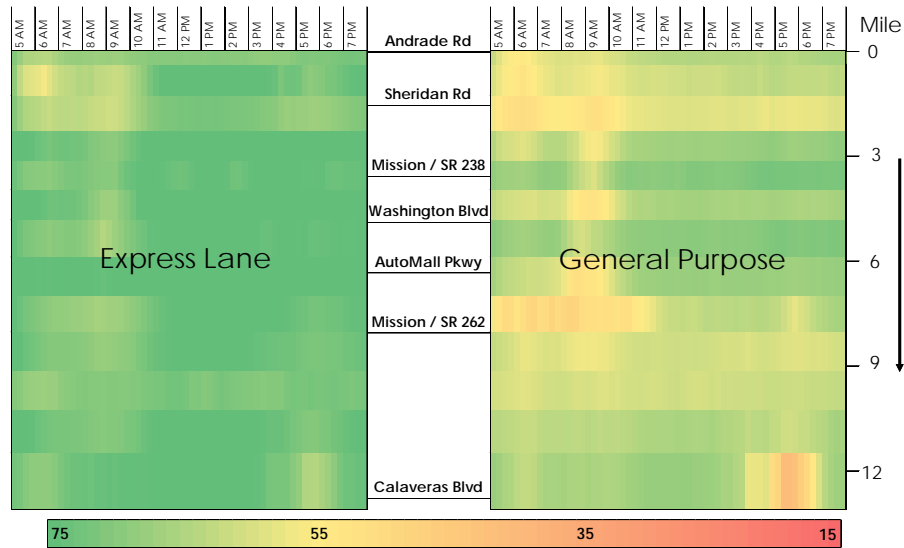
| Segment | Avg Peak Speed Differential | Express Lane LOS | GP Lane LOS |
|---------|-----------------------------|------------------|-------------|
| North | 10 | B | C |
| Central | 12 | B | C |
| South | 10 | A | A |

The Central Segment from Washington Blvd to South Mission Blvd (SR 262) is generally the most congested portion of the corridor.



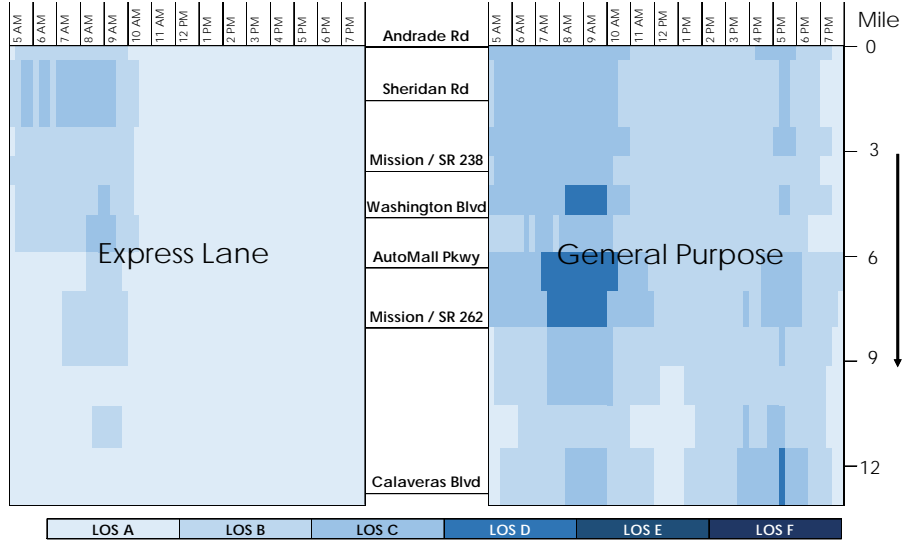
I-680 Sunol Corridor Average Speed Heat Map

Monday-Friday, October 2016 – March 2017 (Feb 1-19 unavailable)



I-680 Sunol Corridor Average Density Heat Map

Monday-Friday, October 2016 – March 2017 (Feb 1-19 unavailable)



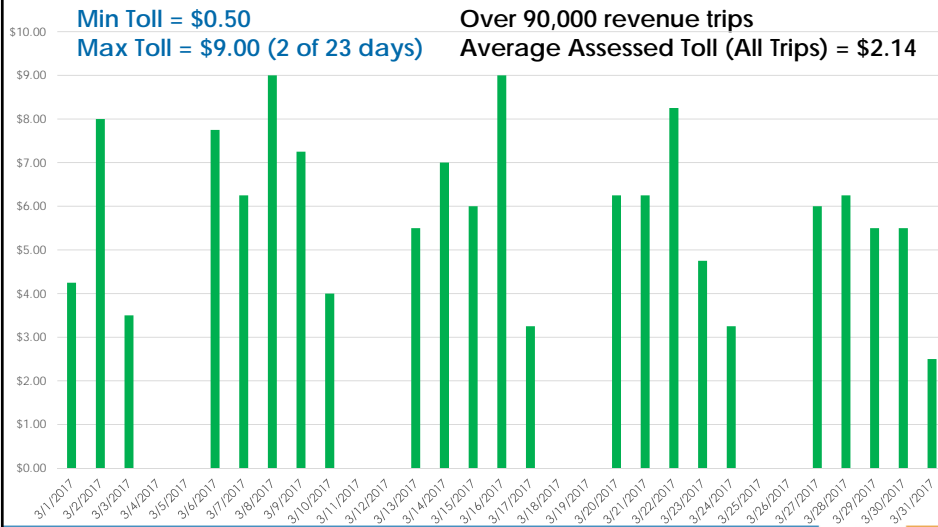
I-680 Sunol SMART Carpool Lane Joint Powers Authority



5

I-680 Sunol EL Maximum Toll Rate

Full Corridor Travel, March 2017



I-680 Sunol SMART Carpool Lane Joint Powers Authority



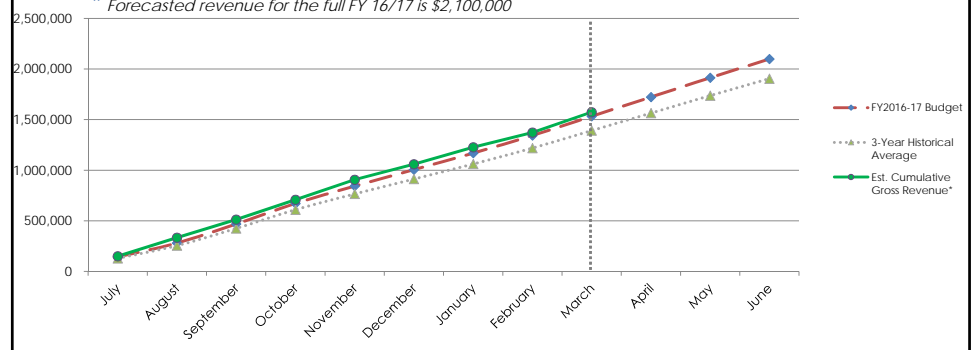
6

I-680 Sunol EL Revenue: Estimated Gross vs. Forecasted

Cumulative Revenue in FY 2016/17
(July 2016 – February 2017)

| | | |
|-------------------------|-------------|--------|
| Estimated Gross Revenue | \$1,574,000 | ↑ 2.6% |
| Forecasted* | \$1,534,000 | |

* Forecasted revenue for the full FY 16/17 is \$2,100,000



Questions ?

