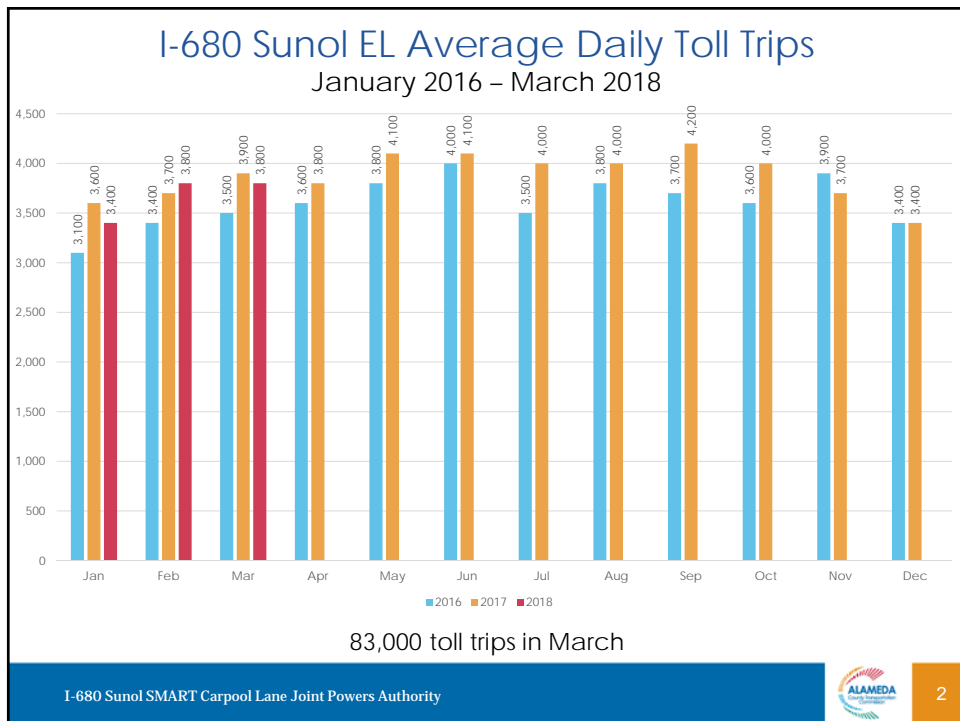


EXPRESS LANE
FASTRAK TOLL TO
 262 Mission \$1.50
 237 Calaveras \$1.75
 HOV 2+ NO TOLL

**I-680 Sunol Express Lane
 Monthly Operations Update**

A Presentation for the
 I-680 Sunol Smart Carpool Lane Joint Powers Authority (Sunol JPA)
 May 14, 2018



I-680 Sunol Corridor

Monday – Friday, March 2018
5 am - 11 am

Toll Point Location	Express Lane Speed (mph)	Express Lane LOS
Andrade	69	B
Vargas	70	B
Washington	63	C
Mission	73	B

The Central Segment from Washington Blvd to South Mission Blvd (SR 262) is generally the most congested portion of the corridor.



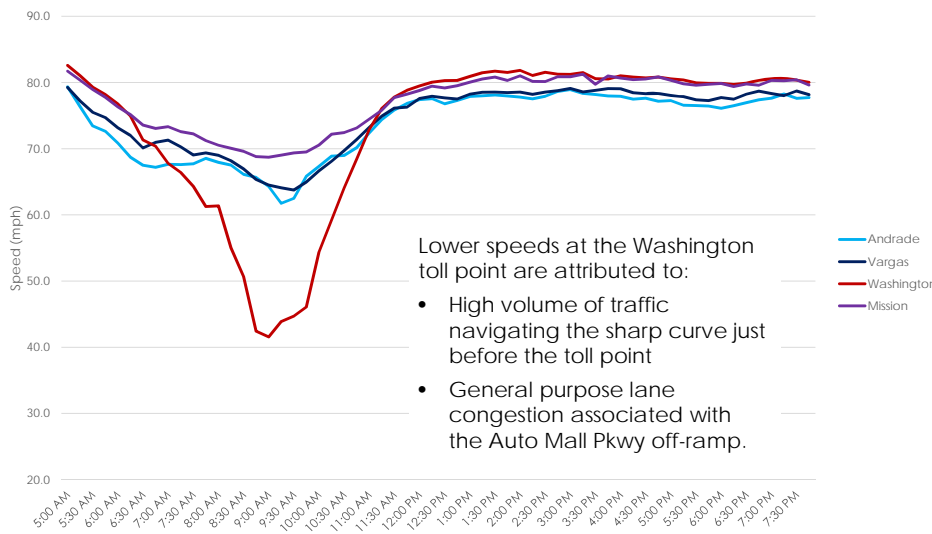
I-680 Sunol SMART Carpool Lane Joint Powers Authority



3

I-680 Sunol Corridor Average Speed Graph

Monday-Friday, March 2018

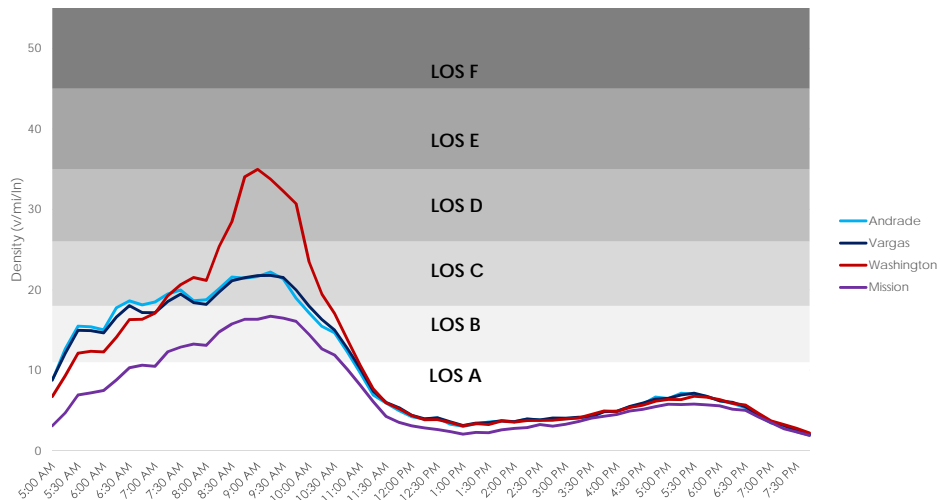


I-680 Sunol SMART Carpool Lane Joint Powers Authority



4

I-680 Sunol Corridor Average Density Graph Monday-Friday, March 2018



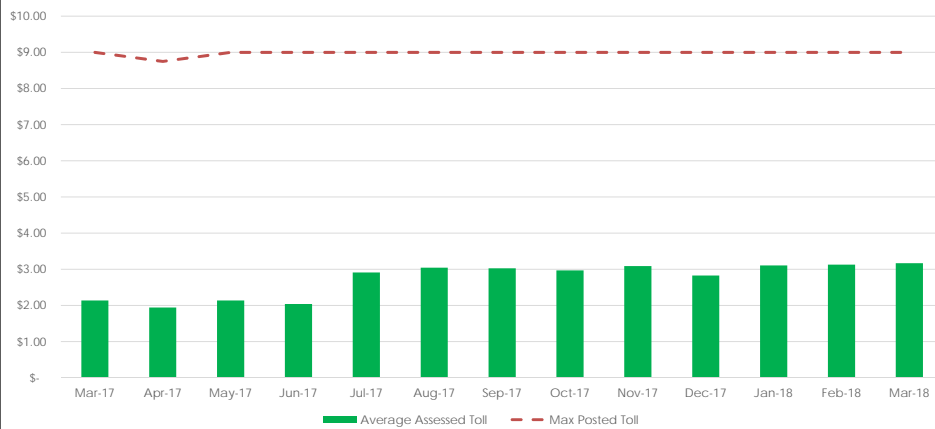
I-680 Sunol SMART Carpool Lane Joint Powers Authority



5

I-680 Sunol Historical Toll Rate March 2017 - March 2018

Toll Trips	83,000
Average Assessed Toll	\$3.17



I-680 Sunol SMART Carpool Lane Joint Powers Authority

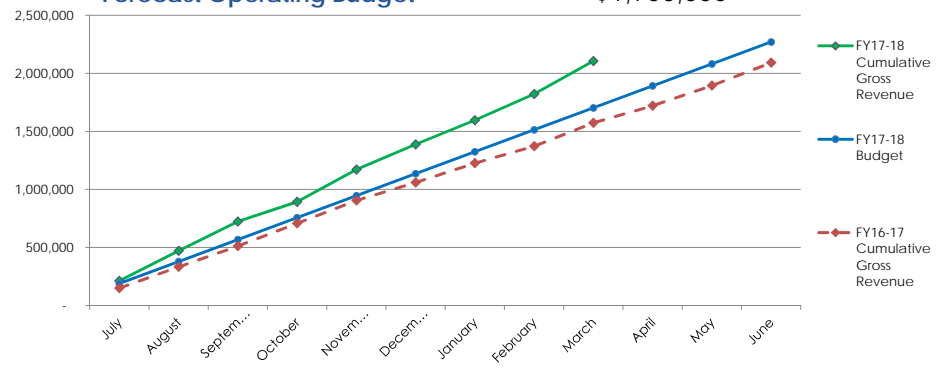


6

I-680 Sunol EL Revenue: Estimated Gross vs. Forecasted

Cumulative Revenue in FY2017/18
(July 2017- March 2018)

Estimated Gross Revenue	\$2,100,000
Forecast Operating Budget	\$1,700,000



I-680 Sunol SMART Carpool Lane Joint Powers Authority



7



Questions ?

I-680 Sunol SMART Carpool Lane Joint Powers Authority



8