

# Alameda County Safe Routes to Schools 2012-2013 Year-End Report

# DRAFT



Safe Routes  
to Schools

Alameda County

[www.alamedacountysr2s.org](http://www.alamedacountysr2s.org)



METROPOLITAN  
TRANSPORTATION  
COMMISSION



Alameda County Transportation Commission

# Acknowledgements

## Alameda County Transportation Commission

### Commission Chair

Scott Haggerty, Alameda County District 1 Supervisor

### Commission Vice Chair

Rebecca Kaplan, City of Oakland Councilmember

### AC Transit

Elsa Ortiz, Director

### Alameda County

Supervisors

Richard Valle—District 2

Wilma Chan—District 3

Nate Miley—District 4

Keith Carson—District 5

### BART

Thomas Blalock, Director

### City of Alameda

Marie Gilmore, Mayor

### City of Albany

Peggy Thomsen, Mayor

### City of Berkeley

Laurie Capitelli, Councilmember

### City of Dublin

Tim Sbranti, Mayor

### City of Emeryville

Ruth Atkin, Councilmember

### City of Fremont

William Harrison, Mayor

### City of Hayward

Marvin Peixoto, Councilmember

### City of Livermore

John Marchand, Mayor

### City of Newark

Luis Freitas, Councilmember

### City of Oakland

Larry Reid, Councilmember

### City of Piedmont

John Chiang, Mayor

### City of Pleasanton

Jerry Thorne, Mayor

### City of San Leandro

Michael Gregory, Vice Mayor

### City of Union City

Carol Dutra-Vernaci, Mayor

### Alameda CTC Executive Director

Art Dao

### Alameda CTC Program Manager

Arun Goel

### Program Consultant Team

Alta Planning + Design, TransForm,

Cycles of Change, East Bay Bicycle Coalition,

Big Tadoo Puppet Crew, Finger Design, Lightbox

*Alameda County's Safe Routes to Schools Program wishes to thank all school district, school staff, school teachers, parent champions and students who support active and shared transportation to school.*

# Table of Contents

## Introduction

Highlights .....	1
About this Report.....	4

## Program Overview

History .....	5
Program Activities and Delivery .....	7

## Elementary and Middle School Programming

Selection Process.....	9
Program Delivery .....	11
Program Activities .....	12

## High School Pilot Program

Program Approach.....	24
Pilot Program Initiation, 2011-2012.....	25
Selection Process .....	25
Program Delivery.....	26
Program Activities.....	26
Findings.....	40
Plans for 2013-2016.....	40

## How Students Travel

Data Sources.....	35
Countywide Results.....	36
Comparison to Prior Years .....	38

## San Leandro Pilot Program

Background .....	41
Program Delivery .....	42
Activities .....	43
Pilot Evaluation .....	45

## A Look Ahead

Lessons Learned.....	46
----------------------	----

## List of Figures

<b>Figure 1</b>	Schools participating in the Alameda County SR2S Program Components, 2010-2013. . . . .	2
<b>Figure 2</b>	Number of Events at Participating Schools, 2012-2013 School Year . . . . .	3
<b>Figure 3</b>	Growth of Alameda County SR2S Program 2006-07 through 2012-13 . . . . .	6
<b>Figure 4</b>	2012-2013 Alameda County Safe Routes to Schools Participating Schools . . . . .	7
<b>Figure 5</b>	Comparison of Participation Targets by District and 2012-2013 Schools. . . . .	10
<b>Figure 6</b>	School Participation in Safe Routes 2011-2012 and 2012-2013. . . . .	11
<b>Figure 7</b>	Results from Oakland Technical High's Survey . . . . .	33
<b>Figure 8</b>	Data Collection, Fall 2008 through Spring 2013. . . . .	35
<b>Figure 9</b>	Mode Split for Countywide School Trips, 2013 Parent Survey and Hand Tally Comparison. . . . .	36
<b>Figure 10</b>	Mode Split by Distance from School, 2013 Parent Survey Data. . . . .	36
<b>Figure 11</b>	Mode Split for all Alameda County School Trips 2013 Parent Survey Data . . . . .	42
<b>Figure 12</b>	Walking Mode Share and Walking School Bus Programs . . . . .	42
<b>Figure 13</b>	Biking Mode Share by Number of Bike Programs. . . . .	38
<b>Figure 14</b>	Change in Mode Split at Participating Schools, Spring 2012-2013 . . . . .	39
<b>Figure 15</b>	Change in Mode Split, Most Recent Past Hand Tally Compared to Spring 2013 . . . . .	40
<b>Figure 16</b>	Change in Active Mode Share for Selected Schools, Spring 2012 to 2013. . . . .	41

<b>Figure 17</b>	Parent Concerns with Walking/Biking to School, 2013 Parent Survey . . . . .	42
<b>Figure 18</b>	Parent Concerns with Walking/Biking to School, 2013 Parent Survey . . . . .	44
<b>Figure 19</b>	Change in Walking and Biking in San Leandro and Other Planning Areas, Spring 2012 to Spring 2013 Hand Tallies. . . . .	47
<b>Figure 20</b>	Baseline Mode Share in San Leandro, Spring 2013 Hand Tallies. . . . .	47

## List of Tables

<b>Table 1</b>	Program Activities for 2012-2013 . . . . .	8
<b>Table 2</b>	Pilot High School Economic and Demographic Characteristics . . . . .	25
<b>Table 3</b>	Program Delivery at Pilot High Schools . . . . .	31
<b>Table 4</b>	Summary of Programs Implemented at High Schools . . . . .	32
<b>Table 5</b>	San Leandro Safe Routes Activities. . . . .	
<b>Table 6</b>	Evaluation of 2012-2013 Goals . . . . .	47





Alameda County





Alameda County Safe Routes to Schools promotes safe and healthy transportation choices as being fun and easy options for parents and children throughout the County.

The 2012-2013 school year was Alameda County Safe Routes to Schools' (SR2S) seventh year of promoting active transportation choices to students. The program has expanded annually and now reaches more than 100 schools across all areas of the county.

The program is administered by the Alameda County Transportation Commission (Alameda CTC) and funded by Federal funds and local Measure B funds.



A student at International Community School in Oakland shares how she traveled to school.

## 2012-2013 Highlights

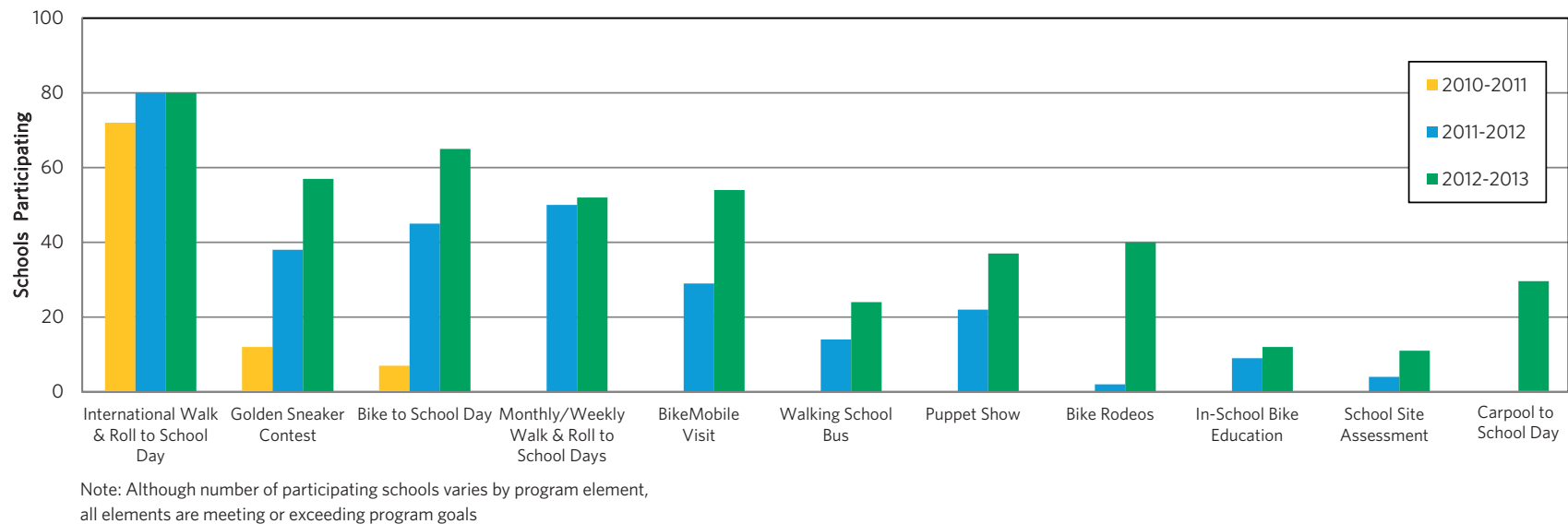
Alameda County SR2S has several well-established events and activities and also tests pilot activities and programming to enhance student and school engagement.

In the 2012-2013 school year, Alameda County SR2S increased the number of schools participating in the overall program, and helped more schools participate in each event that was offered through the program. Successes from the 2012-2013 school year include:

- 102 schools received one-on-one support from Alameda County SR2S site coordinators. Of these, 88 schools had three or more events, while 47 schools had more than five events.<sup>1</sup>
- 57 schools participated in the Golden Sneaker Contest in March 2013, a 50 percent increase from spring 2012.
- 65 schools participated in Bike to School Day in May 2013, a 44 percent increase from 2012. From the 44 schools that counted participation, 2,322 students biked to school. On Bike to School Day, more than three times the usual number of bicyclists rode to these schools.

<sup>1</sup> Ongoing activities such as Walking School Buses are counted as a single event.

- The BikeMobile mobile bicycle repair service visited 54 schools participating in Alameda County's SR2S program, repaired 1,700 bikes, and increased bicycling by an average of 117 percent based on counts of bicycles before and after the visit.
- 29 schools participated in a pilot Carpool to School Day event, held in early February 2013.
- 52 schools held regular Walk and Roll to School Days and 24 schools organized parent-led Walking School Buses.
- An online interactive map was developed that highlights information about each school's participation, success stories, and event photos with the general public.



**Figure 1** Schools participating in Alameda County SR2S Program Components, 2010-2013

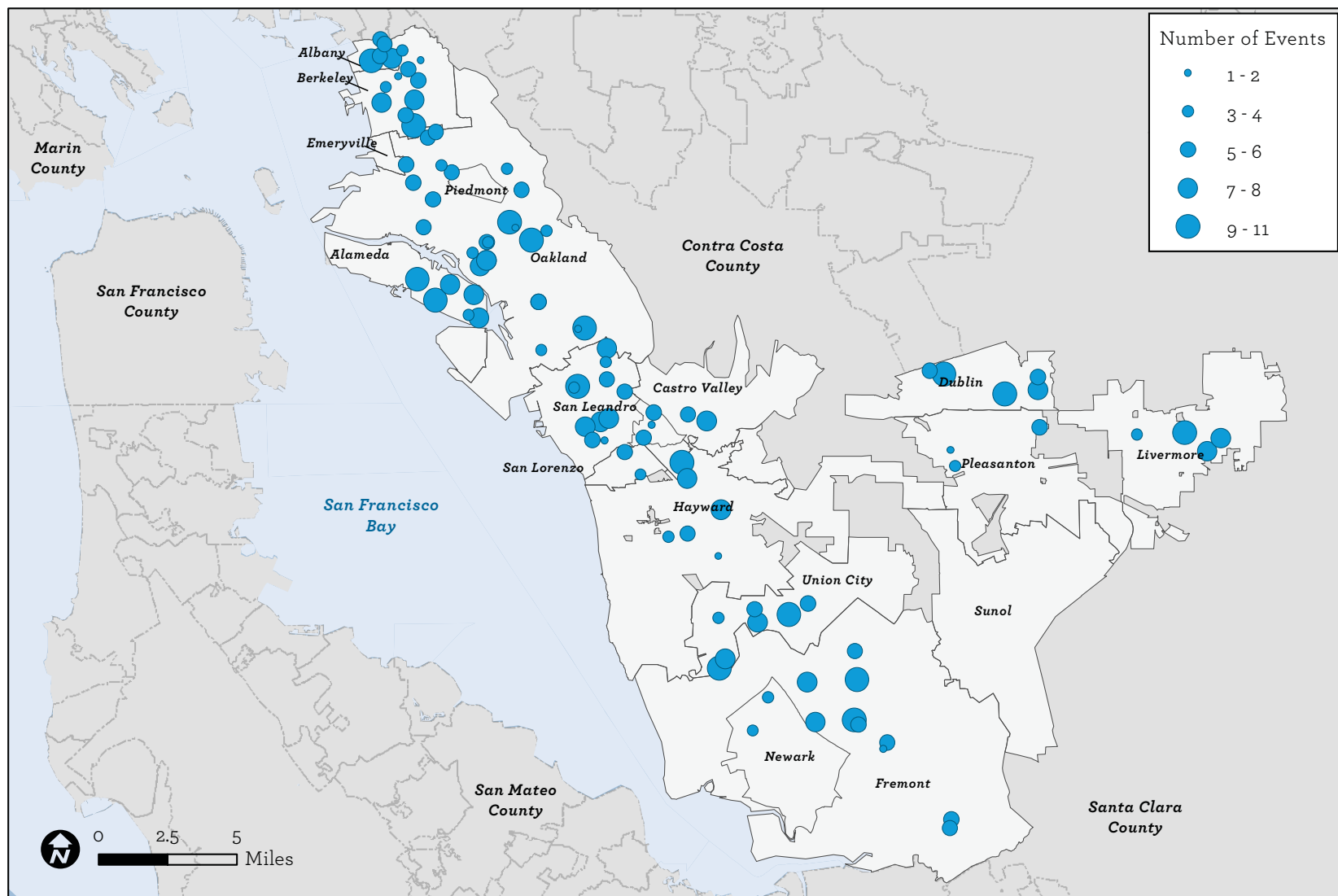
**Figure 1** shows the growth in number of schools participating in each activity or event offered through the Alameda County SR2S program. **Figure 2** on the following page shows the distribution of events at schools throughout the County. (Note that some school districts provided a bicycle education component outside of the Alameda County SR2S program, and therefore opted out of the countywide bicycle education component.)

Most schools participating in the Alameda County SR2S program have increased the rates of walking and bicycling, according to the ongoing evaluation of how students get to school (based on a partial data set).

The analysis also found that schools with more walking programs tend to have a higher walking mode share, while schools with more biking programs have a higher biking mode share.

Strong relationships exist between Safe Routes activities and events and their impact on student travel behaviors:

- Schools with more walking programs tend to have a higher active mode share.
- Schools with more bicycling programs tend to have a higher biking mode share.



**Figure 2** Number of Events at Participating Schools, 2012-2013 School Year



## About this Report

This report is the second and final report for the 2011-2013 funding cycle for Alameda County SR2S. This report covers programming undertaken during the 2012-2013 school year. Specifically, it:

- Presents an overview of program activities, including pilot activities in San Leandro and the high school program
- Reports the results of two years of travel data, including an analysis of activities correlated with mode shift
- Tracks progress made toward goals established in the 2012-2013 school year
- Makes recommendations for continuing to enhance programming and program implementation during the next three-year grant cycle

This report is organized into the following chapters:

- **Chapter 2, Program Overview**, provides a brief history and overview of Alameda County's Safe Routes to Schools Program.
- **Chapter 3, Elementary and Middle School Program**, describes the selection process, program delivery, and program activities provided to elementary and middle schools.
- **Chapter 4, High School Pilot Program**, describes the program activities implemented at high schools and the lessons learned over the course of the two-year pilot.
- **Chapter 5, Travel Choice**, discusses how students get to school, identifies program elements that are associated with higher than typical walking, biking, and carpooling rates, and presents mode shift since 2011.

- **Chapter 6, San Leandro Pilot Program**, describes the expansion of Safe Routes programming to all schools in the city of San Leandro during the 2012-2013 school year.

- **Chapter 7, A Look Ahead**, summarizes program plans for the next three years.

The following appendices support this report:

- **Appendix A: School Participation Matrix** summarizes the programming provided at Alameda County schools enrolled in the comprehensive program.
- **Appendix B: School Participation** provides one-page sheets for each participating school, describing how the school participated in 2012-2013.



# Program Overview

In 2012-2013, Alameda County's Safe Routes to Schools program offered four core events: International Walk & Roll to School Day, Carpool to School Day, the Golden Sneaker Contest, and Bike to School Day. Schools additionally participated in a variety of education and encouragement activities.

## History

Alameda County's Safe Routes to Schools (SR2S) program began in 2006 as a Caltrans grant-funded pilot program at four schools. In 2007, the Alameda County Transportation Improvement Authority authorized \$1.3 million in Measure B grant funding to continue the program.<sup>1</sup> By July 2009, the program had expanded to 56 schools from the communities of Albany, Berkeley, Oakland, Dublin, San Leandro, and unincorporated Alameda County.

In fall 2009, the program funding was renewed, and by July 2011, the program had expanded to 88 schools and all four of the county's planning areas. The program, which is funded at \$2.31 million using Federal Congestion Mitigation and Air Quality (CMAQ) funds, Federal Surface Transportation Program funds, and local Measure B funds, runs from fall 2011 through spring 2013.

<sup>1</sup> The Alameda County Transportation Improvement Authority and the Alameda County Congestion Management Agency merged in 2010 to form the Alameda County Transportation Commission.

During the 2011-2012 school year, Alameda County SR2S provided comprehensive programming to 75 elementary and middle schools as well as pilot programming at 4 high schools.



## The 5 E's

Alameda County's SR2S program is guided by the 5 E's framework that is a hallmark of successful SR2S programs:

**Encouragement** programs, such as Walk and Roll to School Days, provide incentives and support to help children and their parents try walking or bicycling instead of driving.

**Education** programs, such as the puppet show assembly, teach key messages about pedestrian and bicyclist safety, health, and the joys of active transportation. Classroom activities teach students how to navigate busy streets and make the connection between active transportation, health, and the environment.

**Engineering** programs, such as school site assessments, help identify and address physical barriers to active transport.

**Enforcement** programs reinforce legal and respectful walking, bicycling, and driving behaviors. Partnerships with law enforcement officials improve traffic safety around schools.

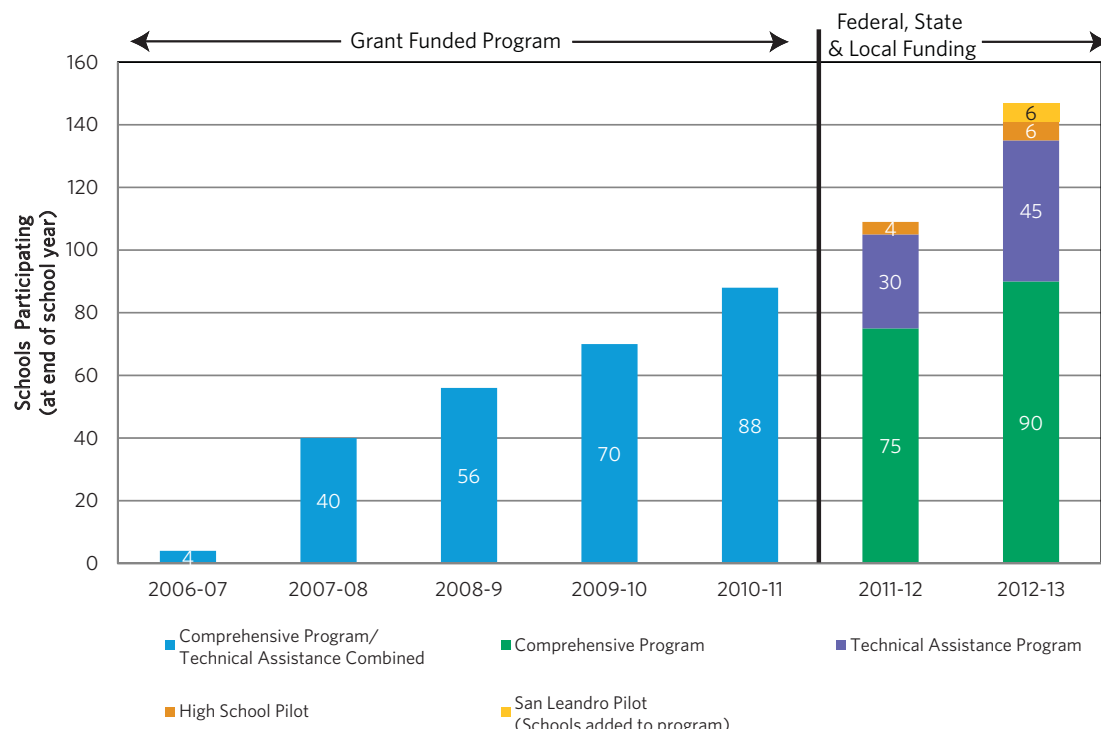
**Evaluation** programs help schools measure their success at encouraging walking and bicycling.

### Comprehensive vs Technical Assistance

Alameda County SR2S provides two levels of assistance.

Schools accepted into the **comprehensive program** receive one-on-one assistance from a site coordinator, are eligible for a variety of high-quality programming free of charge, and may receive support materials such as posters, banners, safety incentives, and safety vests.

Schools not accepted into the comprehensive program may receive **technical assistance** from the site coordinators through their school district's Safe Routes to School Task Force, but are not eligible for free programming or safety incentives.

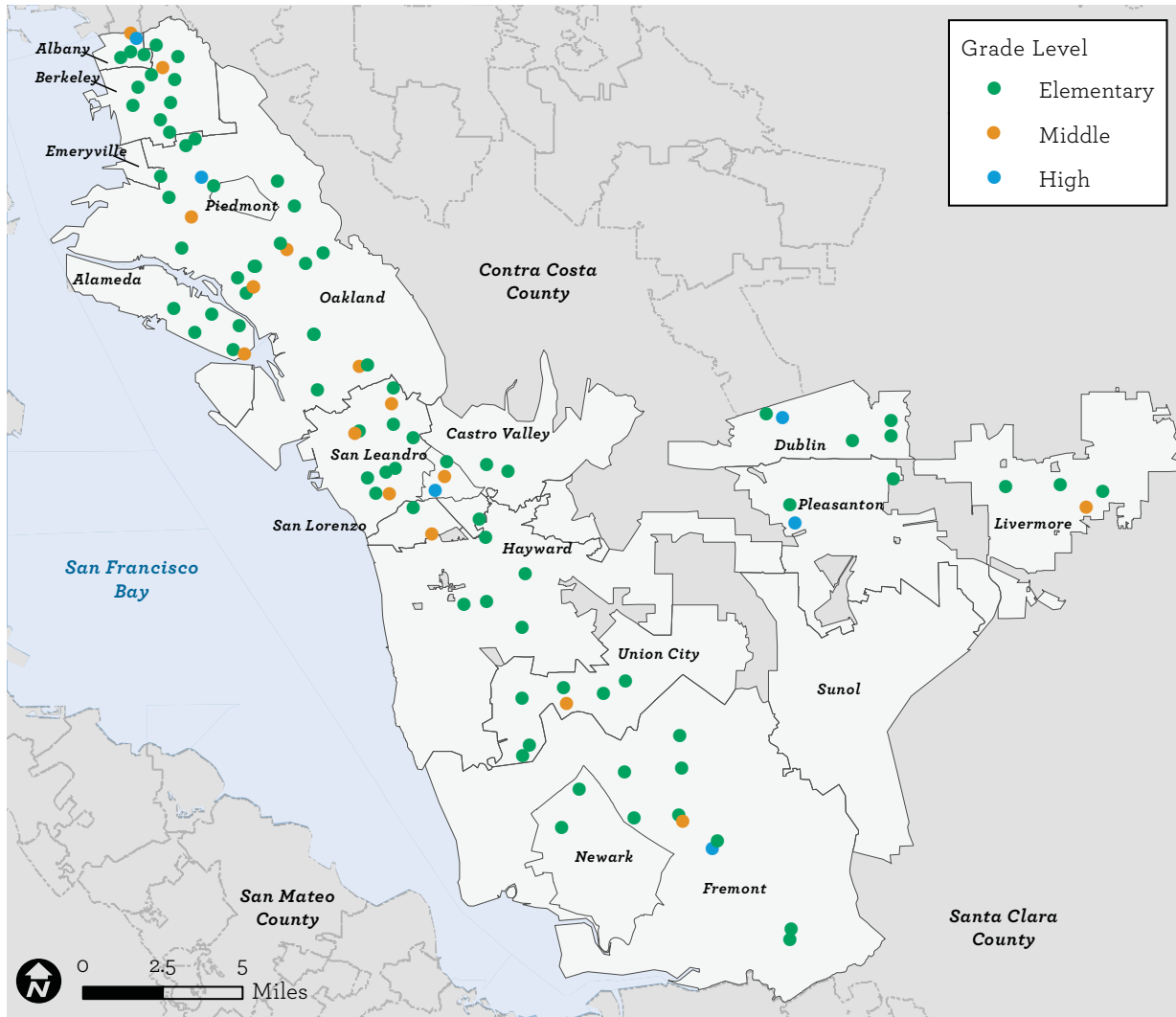


**Figure 3 Growth of Alameda County SR2S Program 2006-07 through 2012-13<sup>1</sup>**

In 2012-2013, the Alameda County SR2S program expanded comprehensive programming to 90 elementary and middle schools, while the high school pilot program expanded to 6 high schools. Additional funding from the City of San Leandro expanded the program to six additional K-8 schools in the City.

<sup>1</sup> In 2011-2012 Alameda County SR2S tracked schools receiving comprehensive programming and technical assistance.



**Figure 4 2012-2013 Alameda County Safe Routes to Schools Participating Schools**

## Program Activities and Delivery

Alameda County SR2S programming offers a variety of activities and events for schools and students. Schools selected to participate in the program are assigned a Site Coordinator, who is a paid staff person dedicated to implementing Safe Routes events and activities. The Site Coordinators work with designated School Champions, who are volunteer parents, teachers, or school staff that assist in program implementation at a specific school site.

**Table 1** shows activities offered during the 2012-2013 school year.

Schools not accepted into the comprehensive program may receive technical assistance from the Site Coordinators through their school district's Safe Routes to School Task Force. During the 2012-2013 school year, 45 schools received technical assistance through the Alameda County SR2S program.

**Table 1 Program Activities for 2012-2013**

	Activity/Event	Schools Participating			Notes	Source
		Elementary	Middle	High		
<b>Core Activities</b>	International Walk and Roll to School Day	68	8	4	16,050 students participated	Counted from mode charts at 80 schools
	Carpool to School Day	23	4	2	Pilot program 2012-2013, 11,555 students participated	School counts at 16 of 29 participating schools
	Golden Sneaker Contest	46	7	4	15 schools had the entire school participate; at other schools only select classrooms participated	SR2S Staff
	Bike to School Day	51	8	6		SR2S Staff
<b>School-Specific Activities</b>	Walk and Roll to School Days	48	4	0	Monthly events at 27 elementary and 2 middle schools; other schools had occasional events	Site Coordinators
	BikeMobile Visit	41	9	4	5 schools received repeat visits; 17 additional visits were coordinated with Alameda County SRTS, 1,700 bicycles repaired	BikeMobile staff
	Walking School Bus	23	1	0	Daily events at 2 schools, weekly at 10 schools, and monthly at 2 schools	Site Coordinators
	Educational Puppet Show	35	2	0	Show performed for 18,000 students	Attendance counts by staff
	Bike Rodeos	37	3	0	1,884 students participated	Attendance counts by staff
	Drive Your Bike Program	4	7	0	Includes bike education provided by City of Albany, 3,950 students participated	Attendance counts by staff
	PTA/Parent Meetings	22	3	1		Site Coordinators
	School Site Assessment	6	2	3		SR2S Staff
	Educator Training	6	0	0		Site Coordinators
	Classroom Lessons	7	6	3		Site Coordinators
	Family Cycling Workshops	4	0	0		SR2S Staff
	Task Forces	25	3	0		Site Coordinators

# Elementary and Middle School Programming

In the 2012-2013 school year, 96 elementary and middle schools received Safe Routes program assistance. The program offered four core activities, with other educational and encouragement events and activities available based on school interest and capacity.

At the start of the two-year funding cycle, the school selection process was adjusted to expand equally throughout the county. A summary of the selection process follows. The remainder of this chapter summarizes each program activity, including description, implementation highlights, and example successes.

## Selection Process

The Alameda County SR2S Program seeks to distribute Safe Routes programming around the county. All schools in the county were invited to apply to the 2011-2012 program.

For the 2012-2013 school year, schools participating during the previous year were invited to complete a brief reapplication indicating their capacity and interest in continuing the program. New schools completed a longer application that identified School Champions, Task Force participation, and other factors. The Program Team compiled demographic, land use, and collision data for new applicants,

which resulted in a score and rank for each school. In addition to the 90 schools selected for the Alameda County SR2S program, six K-8 schools in San Leandro were added to the comprehensive program with City funding, as discussed in Chapter 6.

## Alameda County Planning Areas

**North:** Oakland, Berkeley, Albany, Piedmont, Emeryville, Alameda

**Central:** Castro Valley, Cherryland, Hayward, San Leandro, San Lorenzo

**South:** Fremont, Union City, Newark

**East:** Dublin, Pleasanton, Livermore

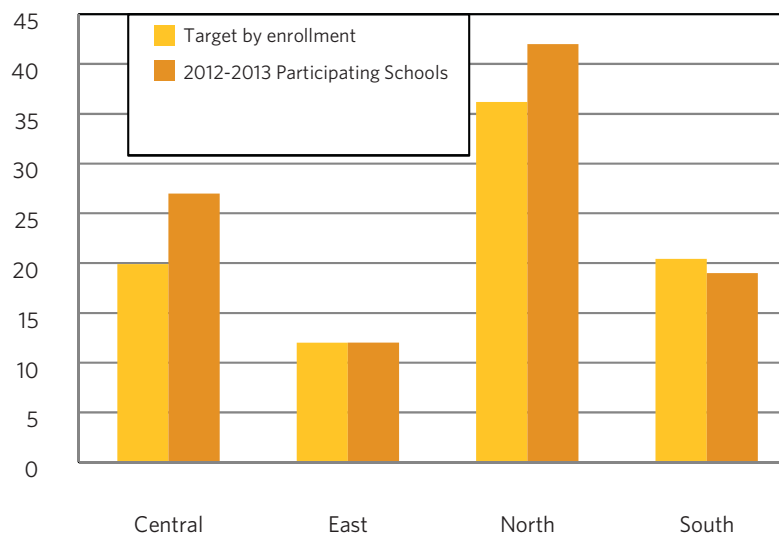




The Program Team used student enrollment to determine a target number of schools to participate from each school district, aiming for equitable participation from each of Alameda CTC's four planning areas. Within each school district, schools that had successfully participated in the previous year of the program were accepted first, followed by the highest ranked new applicants, up to the target number of schools. In cases where districts did not submit enough applications to meet their target number of schools, the program team reached out to district staff, board members, school administration, elected officials, and School Champions to solicit more applications.



The student safety patrol at Reach Elementary reminds parents to drive safely and watch out for students crossing the street.



**Figure 5 Comparison of Participation Targets by District and 2012-2013 Schools**

The Program Team selected 90 K-8 schools to participate during the 2013-2013 school year. Selected schools signed a letter of commitment stating that they will create a Safe Routes Team, identify a School Champion, conduct student hand tallies, and assist with scheduling and outreach to support the program, and that they would host at least three Safe Routes events.

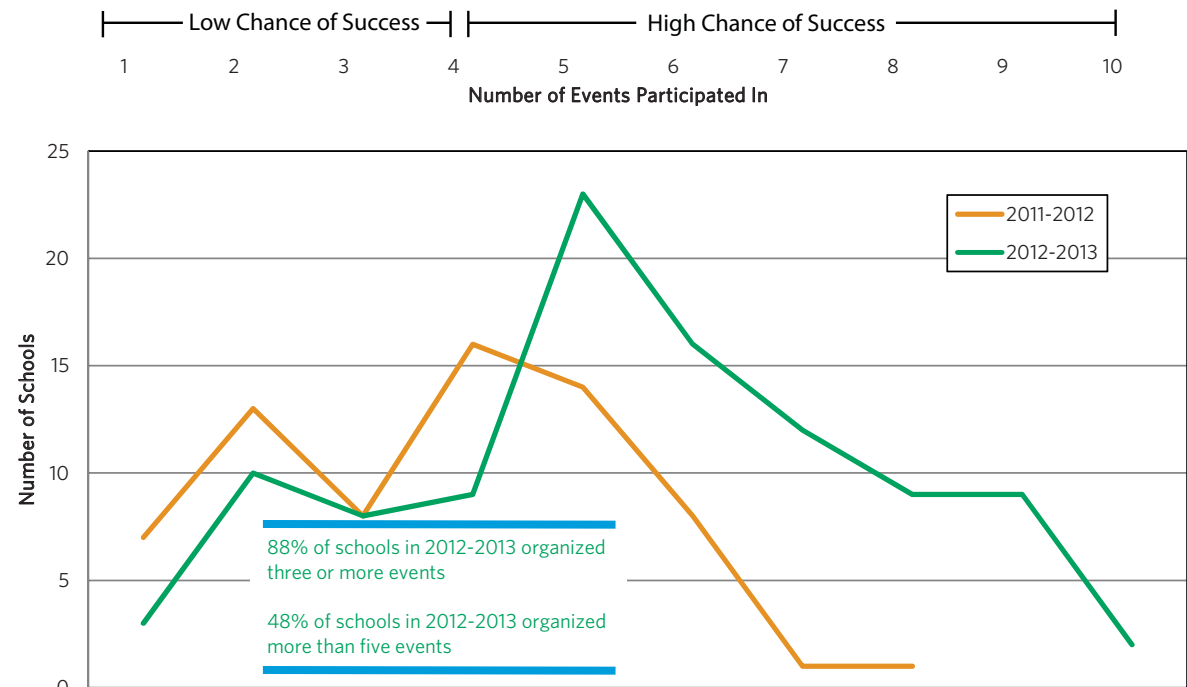
The Program Team conducted a mid-year progress evaluation of participating schools, which identified schools that were having difficulty scheduling events and program. The program team increased efforts to schedule events at these schools, and in a few cases replaced the schools with other schools.

## Program Delivery

A Site Coordinator from the Alameda County SR2S staff is assigned to each school accepted into the program. The Site Coordinator works one-on-one with the school's administration and volunteer School Champion to organize the activities and events. In middle schools, students are encouraged to actively participate in running events.

Once schools have been accepted into the Alameda County SR2S program, the extent of their participation varies widely. The program's goal is to have the schools participate in at least three events. All schools participated in one or more of the four core activities (International Walk & Roll to School Day, Carpool to School Day, Golden Sneaker Contest, and Bike to School Day). Additional events and activities were available through the Alameda County SR2S program, and the program's target numbers for participation were based on school enrollment.

**Figure 6** shows the numbers of events by school. Overall, individual schools offered 54 percent more programs than in previous years; in the 2011-2012 school year schools held an average of 3.7 events and activities, compared to an average of 5.8 events and activities in 2012- 2013.



**Figure 6 School Participation in Safe Routes 2011-2012 and 2012-2013**

"With all the tests and schoolwork, it's tough to organize these events. But it's also really important because those are the experiences that are going to stay with them. Promoting Bike to School days accomplishes a lot for a school; it promotes healthy living, reduces pollution from idling cars, reduces congestion around schools, and most importantly allows students and families the ability to share and create fond memories."

- Brett Nelson, Principal, Dougherty Elementary

## Program Activities

The following pages describe the specific program events and activities offered through Alameda County's SR2S program during the 2012-2013 school year. The program activities include:

- International Walk and Roll to School Day
- Golden Sneaker Contest
- Bike to School Day
- Monthly Walk and Roll to School Days
- BikeMobile Visit
- Walking School Bus
- Educational Puppet Show
- Bike Rodeo
- Educator Guide / Teacher Training
- Safe Routes to School Task Forces
- Drive Your Bike Program
- Family Cycling Workshops
- School Site Assessments
- PTA / Parent Meetings
- Other Events and Strategies

### International Walk and Roll to School Day

Since 2006, Alameda County SR2S has kicked off each school year off with International Walk and Roll to School Day in early October. Site Coordinators work with School Champions to publicize and plan this school-wide celebration where all are encouraged to walk and bike.

Alameda County SR2S supports school efforts with outreach materials, activities such as the bicycle blender or bicycle trivia wheel to enhance the celebrations, and coordination of media events. This event raises visibility of the Safe Routes program and is the foundation of the year's activities.

### Highlights

During the month of October 2012, 80 schools in Alameda County participated in International Walk and Roll to School Day, including 4 high schools, 8 middle schools, and 68 elementary schools.

At the participating schools, 16,050 students reported their modes. Of these, 69 percent walked or rolled and 82 percent arrived in non-single family vehicle modes (including walking, bicycling, skating, carpooling, and bussing).

International Walk & Roll Day is an opportunity for schools to reach out to elected officials to

### Success Story

International Walk and Roll to School Day  
Lincoln Middle School, Alameda

Festivities for Lincoln Middle School began before students arrived at school. Principal Dian Hale walked to school with students, while several teachers biked with students. Students could stop by an "Energizer Station" on the way to school, meet up with friends, and grab some fuel or enter a raffle to win prizes from Alameda Bicycle.

Enthusiastic PE Teacher Mr. Stebbins led the students in dances, hula-hooping or running through an obstacle course. Fruit smoothies made by students pedaling on a bike-blender were a big hit.

Special visitors Superintendent Kirsten Vital and Planning Commissioner John Knox White were impressed by the number of bicycles. The excellent planning, preparation and execution of the event were thanks to a hardworking parent champion, a supportive Vice Principal, and Mrs. Olsen's Leadership Class.



Happy bicyclists at Lincoln Middle School (City of Alameda) arrive at International Walk and Roll to School Day.



share information about the program and build support for program activities. In 2012, 28 elected officials participated, including 9 Alameda County Transportation Commission members, the Mayors of Oakland, Dublin, and Livermore, school superintendents from Alameda, Dublin, and Livermore, 7 School Board members, and 7 City Council members from various cities.

### Golden Sneaker Contest

The Golden Sneaker Contest, held for the last three years, continues to be a highlight of Safe Routes programming. The contest encourages families to get active and reduce pollution by walking, biking, and carpooling to school. Classrooms track how students get to school for two weeks, then the classroom with the highest rate of active travel at each school wins the coveted Golden Sneaker trophy.

The Site Coordinator at each participating school works with the School Champion to publicize the event, track how students travel, and throw a party celebrating the contest and the winning classroom. The contest targets each age group differently; elementary school teachers track trips using a large poster for the classroom, while middle school students run the contest themselves with assistance from Site Coordinators. High school students use the data to calculate carbon emissions savings.

### Highlights

In March 2013, students in 57 schools across Alameda County participated in the Golden Sneaker Contest, representing a 50 percent increase over the 38 schools that participated the prior year. Fifteen schools ran the contest in every classroom in the school, reaching over 10,000 students.



The winning class at McKinley Elementary accepts their Golden Sneaker Award

### Success Story

Golden Sneaker Contest  
McKinley Elementary, San Leandro

For the second year, the Alameda County SR2S Program awarded a "Platinum Sneaker" to the school with the overall highest percentage of trips made by green modes. McKinley Elementary School in San Leandro won the Platinum Sneaker with 69 percent of students completing the challenge and making 4,277 green trips over the two week period. This represents a 20 percent increase over a typical day, when 48 percent of McKinley students use green modes.

## Success Story

Bike to School Day  
Edison Elementary, Alameda

Edison Elementary in Alameda had their second annual Bike Festival, combining Bike to School Day with an after-school Bike Fair. Over 100 young bicyclists enjoyed bike-blended milkshakes, a BikeMobile visit, and a helmet decoration station.



Safety gets a creative boost at the Helmet Decoration Station at Edison Elementary in the City of Alameda.

## Bike to School Day

The Bay Area has a popular annual Bike to Work Day in May. In 2012, Alameda County SR2S organized the fifth-annual Bike to School Day in parallel to celebrate biking at 38 schools.

On May 9th 2013, 65 schools in Alameda County participated in Bike to School Day, a 44 percent increase over 2012 numbers. Schools were invited to host “Energizer Stations” to give bicyclists refreshments and local information, while others organized a special morning event with activities like pedal-powered smoothies made on Bike Blenders.

## Highlights

In May of 2013, 51 elementary schools, 8 middle schools, and all 6 high schools participated in Bike to School Day. Total enrollment at all schools was over 46,500 students.

An inspired parent secretly decorated all 63 bicycles that were on the racks at Oliveria Elementary’s Bike to School Day in Fremont, to the delight and surprise of the students who had ridden to school that day.



Berkeley Arts Magnet rolls out on Bike to School Day.

“Bike to School Day is important because it gives kids the opportunity to dust off their bikes, pump up their tires, and try it out if it’s something they maybe haven’t done before. [Students] see how fun it is to hook up with their friends and come to school, and then celebrate biking to school... and continue the trend!

- Walters Junior High, Fremont Teacher Champion  
Lisa Alves

## Monthly Walk and Roll to School Days

Schools can encourage students to walk, ride, or scooter to school regularly with monthly or weekly Walk and Roll to School Days.

The Alameda County SR2S Program provides a monthly newsletter with outreach materials and suggested activities in a given theme for each month.

### Highlights

During the 2012-2013 school year, 52 schools held regular Walk and Roll to School Days. Over 28,000 students were enrolled at participating schools. Of these schools, 29 held monthly Walk and Roll to School Days and 23 had occasional events.

At Mattos Elementary in Fremont, Walk and Roll to School Days coincide with the school's spirit days, so students who meet up for the group walk had the added fun of parading together in fun outfits.

### Walk and Roll to School Day Themes

November: Walk the Vote

December: Be Safe, Be Seen, Be Green

January: Step into the New Year, 2013

February: Going Cupid for Carpools

March: March into Spring

April: Save the Earth

May: Bike to School Day



Green Team members at Albany Middle School brave the cold to hand out cups of hot cocoa on a Walk and Roll morning.



A Corvallis Elementary Parent Champion and her family pose with the Bike Mobile mechanics in San Lorenzo

## BikeMobile Visit

The BikeMobile travels to schools and events throughout the county to provide free bicycle repair services and safety tips for bicycling. An independent pilot program, BikeMobile visits are coordinated with Alameda County SR2S program activities.

### Highlights

The BikeMobile had 77 visits with the Alameda County SR2S program during the 2012-2013 school year. Fifty-four schools received at least one visit, and the BikeMobile attended several community events, including the Amgen Tour in Livermore, Bikes in Berkeley Festival, and events at the Dublin Civic Center and San Leandro Main Library.

At these 77 events, the BikeMobile staff repaired approximately 1,700 bicycles. Where bicycles were counted before and after the BikeMobile visit, the average after-count was 117 percent higher than the pre-count.

## Success Story

Oliveira Elementary, Fremont

Oliveria's Teacher Champion is also a Deaf and Hard of Hearing Specialist for Fremont Unified School District. He invited students and parents to join him during the first week of the Golden Sneaker Contest. On the first day, only a few families joined him, but the student-made signs they carried raised awareness with drivers, and each day the number of students grew.

The Champion, who commutes by car from Vallejo every day, realized he too felt happier and more relaxed as he got a little exercise to and from school each day.

## Walking School Bus

Walking school buses and bike trains are coordinated efforts wherein families walk to school together, with parents taking turns leading the group of students to and from school. This program overcomes concerns parents have with allowing their children to walk or bike to school by providing adult supervision for the trip.

Alameda County SR2S trains parent leaders, purchases reflective vests, and helps organize people into their routes. In addition, the program has developed Walking School Bus route maps for more schools around the county.

"The Safe Routes Program helps make students aware of how they get to school. The day after the BikeMobile [visit], the bike rack was full of bikes!"

– Harder Elementary (Hayward) Vice Principal  
Bernardo Varela

## Highlights

During 2012-2013, 24 schools had regular walking school bus programs. The six schools that collected hand tally data in spring 2013 found that there is a strong relationship between the walk mode share at a school and the number of walking school bus programs.

Parents at Frank Otis Elementary School in Alameda organized Walking School Bus routes that ran almost every day of the week as well as informal Bike Trains.

This year, Junction Avenue K-8 School in Livermore designated a Walking School Bus Coordinator and had more than 12 parents volunteering for the 4 organized routes.



Students at Oliveira Elementary, Fremont, encouraged their Walking School Bus along with the Golden Sneaker Contest.



## Educational Puppet Show

Alameda County SR2S offered the educational puppet show, “A Breath of Fresh Air: The Walk and Roll Solution” to elementary schools for the second year in a row. The 30-minute assembly follows four characters as they journey to school. Through music, songs and dance, students learn about walking and biking safely, making smart decisions, reducing pollution, and creating strong and healthy communities.

### Highlights

In 2012-2013, “A Breath of Fresh Air” puppet show reached over 18,000 elementary school students at 37 schools, a significant increase from the 8,000 students at 22 schools who saw the show during the 2011-2012 school year.



Sankofa Elementary (Oakland) students learn about riding safely in the “A Breath of Fresh Air” Pupper Show.

## Bike Rodeos

In bike rodeos, students learn how to perform a bike safety check, adjust helmets, learn proper bike handling techniques, use hand signals, read traffic signs, and maneuver through intersections.

Alameda County SR2S offered Skills Drillz bike rodeos in 10 school districts. Skillz Drills are led by certified instructors<sup>1</sup> and at least one teacher, and are held in a school parking lot or playground area.

In Albany and Fremont, bicycle education was provided outside of the Alameda County SR2S program.

<sup>1</sup> League of American Bicyclists LCI certification



Murray Elementary (Dublin) students enjoy a Bike Rodeo as a part of the spring bicycle programming.

### Highlights

Skills Drillz educate students about proper bicycling behaviors and supporting the encouragement activities. During the 2012-2013, participating schools hosted 40 bike rodeos, including 37 elementary and 3 middle schools. At the 28 schools that collected participation numbers, 1,884 students attended the bike rodeos.



## Educator Guide / Teacher Trainings

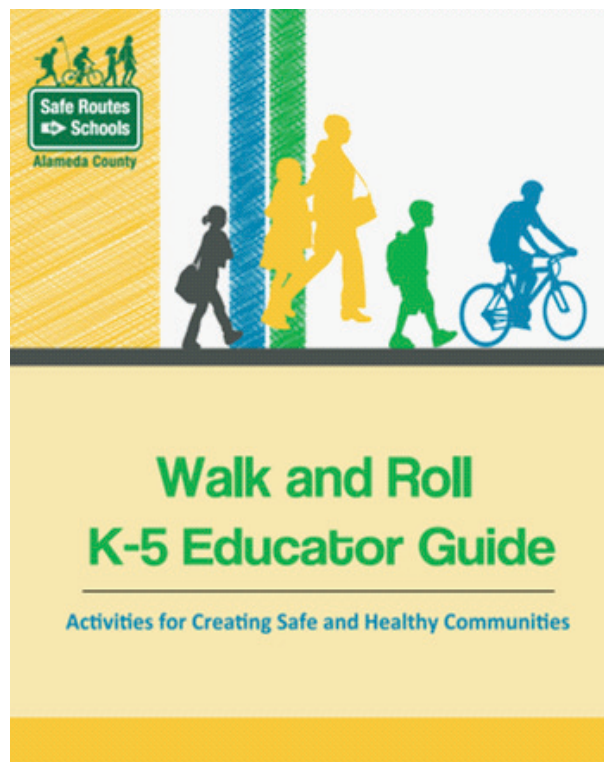
Alameda County SR2S released an updated, redesigned Walk and Roll K-5 Educator Guide for school teachers in spring 2013. The guide includes:

- Engaging grade level activities for the classroom and after school
- California State Content Standards correlations
- Themes on safety, community, health, and environment
- Ways to connect to Safe Routes to Schools program components
- Safety DVD and This is the Way we Go to School book

Interested teachers can attend a 30-minute orientation session presented by Site Coordinators, and can download the Guide through the program web site.

## Highlights

Six schools received educator guide trainings. In addition, the educator guide was introduced at numerous other events. Schools that hosted educator guide trainings included: Stanton Elementary in Castro Valley, Searles Elementary in Union City, Monroe Elementary and Corvallis Elementary in San Leandro, Anna Yates Elementary in Emeryville, and Ocean View Elementary in Albany.



The Walk and Roll Educator Guide provides in-class activities that relate to California common core standards and that teachers can use to support Safe Routes efforts.

## Safe Routes to School Task Forces

Parents, teachers, and other school community members convened monthly in Task Forces to discuss strategies for promoting Safe Routes. Twelve Task Forces are active around the county and have varied levels of involvement.

Marin Elementary School Champions are strong voices on the Albany Task Force, where the Champions share ideas and support each other. The Berkeley Task Force also had strong involvement from School Champions as well as the School District. At these monthly meetings, schools shared what activities they were planning and collaborated on events, such as the Bikes in Berkeley Festival.

## Carpool to School Day Pilot

A new event for the 2012-2013 school year, Carpool to School Day pilot program (C2SD) was held in February 2013 to promote shared transportation to and from school. Alameda County SR2S provided outreach materials to participating schools and Site Coordinators encouraged schools to set up meet-and-greets to help parents find carpool partners.



Carpool to School Day celebrated shared transportation and encouraged students to participate in Safe Routes activities.

Parents could sign up online at [SchoolPool.511.org](http://SchoolPool.511.org) or by networking with other parents. SchoolPool is an online ride matching service provided by the Metropolitan Transportation Commission (MTC).

Some schools treated the day as a regular Walk and Roll to School Day with additional carpooling promotion. Alameda County SR2S offered carpooling-specific activities to help families prepare for carpooling on the day of the event.

### Highlights

Twenty-seven schools participated, and after the event, SchoolPool registrations increased by 57 percent at those schools, compared to 6 percent at non-participating schools. At the 16 schools that counted students carpooling, 1,155 students marked their participation on C2SD posters. C2SD participation was highest in eastern Alameda County, with Dublin Unified School District having the largest event participation.

Carpooling promotion was most successful at schools with high numbers of drivers, such as in the Tri-Valley area. High schools also supported the event with several activities: the Safe Routes Club at Foothill High held a ribbon cutting for the Carpool Parking Area, while Upper Class Leadership at Dublin High and the Earth Team at Albany High had a breakfast treat for students who carpoled.

### Success Story

Carpool to School Day Pilot  
Cesar Chavez Middle School, Union City

Cesar Chavez Middle School leadership students had two greeting stations, where they asked students if they carpoled to school.

Those that did filled out an "I carpoled to school with \_\_\_\_" sheet that was then stapled to butcher paper. Students who signed up for SchoolPool or turned in a form ahead of time saying they carpoled were entered into a drawing for a school-sponsored ride.



Cesar Chavez Middle School (Union City) Leadership student tallies their mode on Carpool to School Day.

## Drive Your Bike Program

This week-long curriculum includes lessons about bike safety, helmet adjustment, and traffic signs. After in-class training, students move to the gym or blacktop to learn basic bike handling skills.

Once they have shown competence in the basic skills, students practice their skills by biking with instructors on-street in their school's neighborhood.

### Highlights

Alameda County SR2S worked with P.E. teachers to provide bicycle education to students at 4 elementary, 7 middle, and 1 high school. The 12 Drive Your Bike programs involved almost 4,000 students. In addition, the City of Albany organized and funded PE bicycle education at Marin and Ocean View Elementaries.



Students practice safe cycling skills as part of the PE program at Bret Harte Middle School (Hayward).

## Family Cycling Workshops

Through the Alameda County SR2S Program, the East Bay Bicycle Coalition (EBBC) provides bicycling instruction to parents and their children. League of American Bicyclists Certified instructors lead families in this four-hour class that includes games, safety drills, skill building, and a neighborhood ride.

Alameda County SR2S funded four family cycling workshops, supporting EBBC's work conducting workshops around the county.

### Highlights

The Family Cycling Workshops involved 85 participants. Family Cycling Workshops were provided in Albany (24 participants), at Washington Elementary in Berkeley (30 participants), at Dougherty Elementary in Dublin (14 participants) Cherryland Elementary in Hayward (17 participants).



East Bay Bicycle Coalition instructors lead parents and their children in bicycle safety training at a family cycling workshop.



## Success Story

## School Site Assessment Reach Academy, Oakland

A site assessment was held on October 15, 2012 to identify pedestrian safety issues around Reach Academy and to address the school's chaotic drop-off zone. The improvement plan recommended the expansion of the drop-off zone, a blue handicap parking zone, and the potential to establish a student valet parking program to help expedite loading/unloading students. The Site Coordinator met with parents, school administrators, and the Oakland Police Department to explore the possibility of starting a student-based traffic squad.

After several meetings, the Police helped the school launch a Traffic Safety Patrol in January 2013. Since then, Reach Academy has had two traffic squads operating every day to help students cross the school in the mornings at two major intersections and to help with the drop-off zone loading/unloading.



At the Reach Academy site assessment, Alameda County SR2S and City staff observed student drop-off and made recommendations for improving student safety.

## School Site Assessments

During a school site assessment, the school community observes conditions and behaviors around the school site that make it difficult or unsafe to walk or bicycle. Participants identify and evaluate safety issues, particularly in the walking and biking environment within a quarter-mile of the school. School parents, staff, students, city or county planners and engineers, neighbors, traffic safety officers, and local elected officials are invited.

As part of a school site assessment, planners and designers in Alameda County's SR2S program team present improvement recommendations to the school community, then submit the plans to the local city or county planning agency to advocate for traffic and engineering changes in the community.

## Highlights

Alameda County SR2S staff conducted site assessments at 11 schools during the 2012-2013 school year.

Alameda County SR2S conducted a site assessment in 2010 at Oxford Elementary in Berkeley to evaluate alternatives to a challenging drop-off situation. This year, the Site Coordinator worked with the City to complete some of the recommended improvements: installation of one new sign, replacement and relocation of another sign, and yellow ladder-striped crosswalks at several intersections.



Alameda County SR2S looking at conditions around East Avenue Middle School, Livermore, in November 2012.

## PTA / Parent Meetings

Alameda County SR2S Site Coordinators reached out to parents from the beginning of the school year, attending PTA and other parent meetings. Site Coordinators presented information about the Safe Routes program and asked for volunteers and participants for upcoming events.

## Highlights

Site Coordinators attended or presented at PTA meetings at 28 schools, in addition to School Site Councils, English-language advisory councils, principal coffees, Parent Center gatherings, and other similar meetings where parents can get involved in school activities. At several of these schools, Coordinators returned to multiple meetings and worked with School Champions to raise awareness of the Alameda County SR2S program.

Marin Elementary School in Albany has Safe Routes built into their PTA structure, which supports the program activities with funding and by identifying parent volunteers.

## Other Events and Strategies

In addition to formal activities and events, several schools and communities hosted a variety of fun events that Alameda County SR2S participated in. In some cases, the standard Safe Routes activities encouraged School Champions to take on new or different events to encourage active transportation.

Examples of other events and activities included:

- King Middle School (Berkeley) hosted a pilot Rock the Bike Pedal Power assembly to celebrate Bike month and to recognize the many students who bike to school.
- Donald D. Lum Elementary (Alameda) hosts their “Feet First Fridays” on street cleaning days, when fewer cars are parked near the school.
- Family Fun Day at Wilson Elementary (San Leandro) included a Bike Rodeo, Rock Wall, Bike Blender, Educational Theatre Group visit, Bike Spin Art, BikeMobile, and helmet give-away.
- Mattos Elementary (Fremont) started an Adventure and Exercise club, where students met up once a week and on occasional Saturdays to hike, bike, or be active outside.
- Manzanita SEED in Oakland had a Biketopia Health Fair, including a Skillz Drills course, a Bikemobile visit, and a Bike Blender station.

## Success Story

### Amgen Lifestyle Festival, Livermore

Alameda County SR2S hosted a booth at the 2013 Amgen Lifestyle Festival in Livermore on the 18th of June. The Amgen Festival is a gathering of cycling enthusiasts after a national bicycle race. The Festival features vendors, cancer awareness education, family activities, food, and entertainment.

Alameda County SR2S staff set up a canopy where visitors could stop, make a bike-powered smoothie, learn about the Alameda County SR2S program, decorate spoke cards, and get their bikes fixed by BikeMobile staff.

Over the course of the festival, 100 people visited the Safe Routes tent and learned about the program. Based on staff conversations, many of the attendees were Livermore residents and several were from schools participating in the Alameda County SR2S Program. Six new volunteers signed up to help with Safe Routes.





## Success Story

### Bicycle Essay Contest Winner (excerpted)

"Bicycles have been very important to people for many generations and they also help make the world a better place to live.

Bikes can also help you mingle with other people. For example, what if someone comes up to you and says, "Hi, my name is \_\_\_\_\_. I really like your bike. Do you want to ride together?" In this way, the environment around you would be more friendly and that makes the world a better place to be.

Have you ever had that feeling when you feel that everyone around you is happy and healthy? Well, another way to stay healthy is to cycle. It fills your blood with oxygen and makes your legs stronger. If you are healthy, you are happy and if someone else sees your smile, they will smile. This makes the world a more lively place to be."

## Berkeley Bicycle Festival

A Bicycle Festival was held on April 20th at Washington Elementary, organized by Berkeley Task Force members and Washington Elementary parents. Events included a bike swap, bike-themed entertainment, Rock the Bike, and a performance by a troupe of unicyclists.

The East Bay Bicycle Coalition (EBBC) led a Family Cycling Clinic and a Family Bike Ride. Visitors could make bicycle-themed jewelry at a Bicycle Art and Decoration Station, run the Bike Blender, or get their bikes repaired by the BikeMobile.

## Bicycle Essay Contest

Alameda County Transportation Commissioner and County Supervisor Haggerty sponsored an essay contest to get more elementary and middle school students using healthy and active transportation. Students at Parkmont Elementary (Fremont), East Avenue Middle School (Livermore), Jackson Avenue Elementary (Livermore), Junction Avenue K-8 School (Livermore), Dougherty Elementary (Dublin), and Brier Elementary (Fremont) participated.

Two students from each school were eligible to win the grand prize of a new bicycle with helmets, locks, and lights, as well as bicycle-themed runner-up prizes. Bicycles were donated by Spare the Air Youth and Supervisor Haggerty's office.

In their essays, students answered the questions:

- What would your neighborhood be like if more people rode bikes to school and work?
- How would having a bicycle make your life better?
- What are some ways that bicycles can make the world you live in a better place?
- If you were in charge of the world, how would you get more people to walk to the places that they need to go and not take cars so much?



County Supervisor Scott Haggerty at the Bike It-I Like It! Essay Contest Awards at Briar High School.

# High School Pilot Program

During the second year of the high school pilot program, Alameda County Safe Routes to School staff worked closely with students through clubs, academies, and elective classes.

Students learned about mapping, event coordination, assessed site design and transportation issues at their schools, and worked on collaborative projects to encourage their peers to walk, bicycle, take transit, and carpool to school.

Six schools participated in the high school pilot program's second year: Albany High, Dublin High, Foothill High, Irvington High, Oakland Technical High, and San Lorenzo High.

New programming included using the Active4Me program to track trips, a Safe Routes Fellows program, and implementation of a Carpool Parking Lot at Foothill High.

## Program Approach

Based on the experience of the pilot project's first year, and student feedback, the program slightly shifted its approach to better reach high school students. The main goals of the program are now:

- **Increasing student awareness of health and environmental impacts of driving**, particularly through event organizing, assessments, presentations, and guest speakers.
- **Empowering young people to make change in their communities.** Youth participate in hands-on activities and organize events to understand transportation issues and encourage their peers to try walking, bicycling, and carpooling. Experiences such as the School Site Assessments, help students make concrete associations about how the built environment affects their lives. Guest speakers connect the classroom work with careers and show students that their efforts can make a difference.
- **Reduction of single occupancy vehicle car trips** to decrease traffic around high schools, minimizing congestion and air pollution. The pilot promotes transportation alternatives as being "cool" and as giving students more independence.
- **Flexibility in approach** allows the program to find the best way of engaging students, whether

through an after-school club or in a class. Programming in the second year reflects the previous year's experience.

- **The creation of a more equitable environment for all youth in Alameda County.** The pilot program aims to give all teens the option of walking, biking, and taking public transit, regardless of their location, ethnicity, socio-economic status or physical ability.
- **Increased outreach to parents**, who figure heavily in students' transportation choices. Presentations to PTAs and PTSAs and other organizations helped parents participate in Safe Routes activities and support their students' efforts.



Students at Foothill High School, Pleasanton, organized and carried out a bike festival to celebrate Bike to School Day.

## Pilot Program Initiation

In fall 2011, Alameda County SR2S launched the high school pilot program at Oakland High, San Lorenzo High, Logan High in Union City, and Foothill High in Pleasanton. Alameda County's SR2S High School Coordinator reviewed best practices and held focus groups at the beginning of the program. She partnered with students and adult champions to design and implement selected activities at their schools.

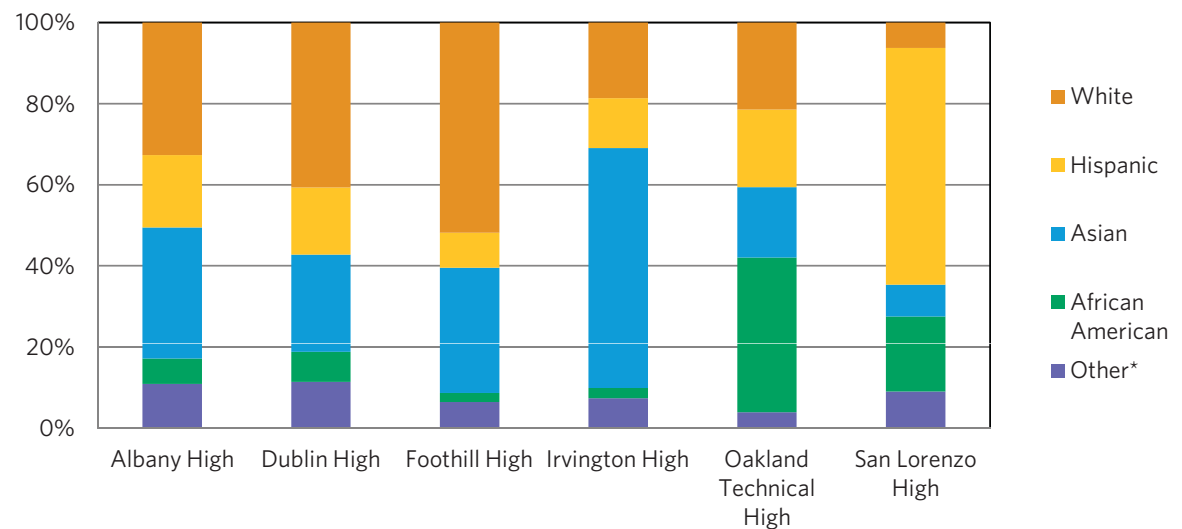
In the first year of the high school pilot program, Safe Routes worked with 1,200 students and 150 adults.

## Selection Process

In the 2012-2013 school year, the high school pilot program expanded from four to six high schools. Schools that participated in the first year of the program were invited to continue Safe Routes programming. Alameda County SR2S solicited applications from additional high schools, and interviewed principals and School Champions to ascertain each school's capacity to assist with program implementation.

The six participating high schools represent all four Alameda County planning areas as well as the diverse ethnic and economic backgrounds in the county.

**Table 2 Pilot High School Economic and Demographic Characteristics**



	Albany High	Dublin High	Foothill High	Irvington High	Oakland Technical High	San Lorenzo High
Percent free/reduced lunches	24%	10%	5%	18%	51%	61%

## Program Delivery

Alameda County SR2S delivered programming through existing school clubs and classes. The High School Coordinator worked closely with a teacher and their students to deliver the programming.

**Table 3** summarizes program delivery methods and results.

Students counted as being involved in the table helped organize Safe Routes events and activities.

## Program Activities

Alameda County SR2S presented potential activities to School Champions at the start of each year. Activities were selected based on champion and student interest, as well as school schedule.

Most schools participated in the four main Alameda County SR2S events: International Walk & Roll to School Day, Carpool to School Day, Golden Sneaker Contest, and Bike to School Day. Students also conducted school site assessments and worked on collaborative projects.

At several schools, City officials acted as clients for student research and presentations, making student work useful for cities, and providing officials with student input on planning projects.

Additionally, the High School Coordinator convened the Safe Routes Fellows, in which one or two representatives from each school served on a county-wide council. The Fellows met monthly during the spring semester to discuss ways to improve Bike to School Day outreach to youth throughout the county. Fellows remain active participants throughout the summer, and presented at the National Safe Routes conference on a part of a panel.

A summary of programs implemented is given in **Table 4**, with school-based reports following.

**Table 3 Program Delivery at Pilot High Schools**

	School	City	School Group	# Students Involved
Club	Albany High	Albany	EarthTeam	15
	Foothill High	Pleasanton	Earth Club & Leadership	10
Class	Dublin High	Dublin	Freshman & Upper Class Leadership	45
	Irvington High	Fremont	Senior Capstone Project	
	Oakland Technical High	Oakland	Health Academy	35
	San Lorenzo High	San Lorenzo	Green Academy Urban Design Class	30

**Table 4 Summary of Programs Implemented at High Schools**

Pilot Programs (2012 – 2013)		Albany High	Dublin High	Foothill High, Pleasanton	Irvington High, Fremont*	Oakland Technical High	San Lorenzo High
<b>Youth action research</b>	Surveying	•	•	•		•	•
	Data analysis	•	•	•		•	•
	Site assessment	•	•	•		•	•
	Redesign project	•	•	•		•	•
<b>Campaigns</b>	Posters & flyers	•	•	•	•	•	•
	Announcements	•	•	•	•	•	•
	Event planning	•	•	•	•	•	•
	Presentations		•	•		•	•
	Carpool parking lot			•			
	Active4Me						•
<b>Events</b>	Walk & Roll to School Day	•	•	•		•	•
	Carpool to School Day	•	•	•			
	Golden Sneaker Contest	•	•	•	•	•	•
	Bike to School Day	•	•	•	•	•	•
	BikeMobile visit	•	•	•	•	•	•
<b>Leadership development</b>	Guest speakers	•	•	•		•	•
	Safe Routes Fellows	•	•	•		•	•

\* Note: Irvington High participated in the program during the spring semester only.



Students, representatives from the City Council, School Board, and the Chamber of Commerce and the Mayor cut the ribbon to officially open the Carpool Parking lot at Foothill High School in Pleasanton.



## Albany High School

Albany High joined the high school pilot project for the 2012-2013 school year. Alameda County SR2S partnered with the Earth Team and met with 5 to 15 students weekly during lunchtime. The Vice Principal and Science Teacher were School Champions, and the students in Earth Team took the lead, coordinating successful meetings and events on campus.

### Events & Activities

Albany High participated in all four main Safe Routes events this year. Of all high schools, they had the highest number of participants in the Golden Sneaker contest, with most science classes participating. Earth Team members helped write names on Golden Sneaker posters and tallied the results, which was essential to convince teachers to participate.

The other events were well-attended, with Earth Team members hosting small stations at school entrances. Students also participated in the Albany Task Force meetings, bringing a youth perspective to citywide work.

### Next Steps

Next year, the High School Coordinator will continue working with the Earth Team to carry out events, as well as partnering with the strong elementary and

middle schools programs to strengthen the K - 12 pipeline. They will continue to host events and help host at younger schools as well.



Safe Routes partnered with the Earth Team at Albany High School to organize Walk & Roll to School Day and the Golden Sneaker Contest.



At International Walk & Roll to School Day, students at Albany High School record student mode with a colorful chart.

## Dublin High School

During Dublin High School's first year participating in the Alameda County SR2S program, the High School Coordinator worked with Freshman and Upper Class Leadership to carry out several successful events and activities. The school has two great School Champions: The Student Activities Director who is also the City's Mayor, and a History Teacher who is also Freshman Leadership Teacher.

### Events & Activities

Dublin High hosted the four main Safe Routes events, with good participation in each. Lunchtime events with the Bike Blender, BikeMobile, and trivia wheel had the most energy, visibility, and excitement. Another successful tactic was to align Walk & Roll Day with Homecoming. Students gained points for using shared or active transportation and grades competed for the highest number of points. The Freshmen won!

### Site Assessment and Guest Speaker

The Freshman Leadership class carried out a Site Assessment around campus. As a result, the City of Dublin's transportation planning department asked students to assess usage on the Iron Horse Trail that runs behind campus, with the goal of upgrading access for Dublin High students. In partnership with Freshman Leadership, Alameda County SR2S conducted a 'mini audit' of the trail, and found that

## Dublin High School, continued

students were climbing over a fence to access the trail each day. This greatly reduced their ability to bring bicycles to school and limited access for students with physical challenges. Students presented their work to the Director of Urban Planning, the Director of Parks & Recreation, and a School Facilities representative. Parks & Recreation is going to redesign this area, and will take student input into consideration.

### Next Steps

Next year, the High School Site Coordinator will continue working with Freshman and Upper Class Leadership. In order to gain more traction for events, Safe Routes activities will be aligned with school-wide rallies and events like Homecoming in the fall and will work to ensure that students continue to stay engaged in the Iron Horse Trail redesign project.



## Irvington High School

The most recent addition to the high school pilot program, Irvington High School, joined the program in spring semester 2013. The School Champion is Vice Principal Jay Jackson, a committed, and communicative administrator who was excited about participating in the program. Irvington High was voted the Greenest School in Alameda County several years back, and Mr. Jackson would like for the school to “truly live up to that name!”

### SR2S Events

This year, Irvington participated in the Golden Sneaker contest, had a visit from the BikeMobile, and hosted Bike to School Day. Mr. Jackson facilitated each event, and they each had mid-level participation, which is great for starting mid-year. He’s dedicated to beating his numbers next year.

The City of Fremont supported Bike to School Day with a \$50 Safeway gift card for breakfast snacks, and extra bike light giveaways.

### Senior Capstone Project

A dedicated youth leader named David Masterson made Safe Routes to Schools his senior project. He filled out the application to bring Safe Routes to Irvington High, and was very helpful during the BikeMobile visit, speaking with students about the program as they arrived.

### Next Steps

The High School Coordinator looks forward to expanding the program next year to work with the Leadership classes in order to have a wider reach on campus. This year was a great start.



Irvington High Vice Principal Jay Jackson welcomes a teacher to campus who participated in their first-ever Bike to School Day.

## San Lorenzo High School

The 2012-2013 school year was San Lorenzo High School's second year participating in the high school program. In partnership with the Urban Design class within the Green Academy, San Lorenzo High organized several events and conducted an urban design project.

### Events & Activities

San Lorenzo High School hosted several events on campus, including Walk & Roll Day, Golden Sneaker, and Bike to School Day. The school's Walk & Roll event was the most successful, with a representative from Alameda County Public Works and Alameda County Supervisor Nate Miley's office handing out backpacks to students. A mini bike festival was held during lunch, with the BikeMobile, bike trivia wheel, and Bike Blender. This year, Bike to School Day was sponsored by Project Eat and Alameda County Public Works.

### Active4 Me

The High School Coordinator worked with Ms. Wickner's class to pilot the Active4Me program. This was a fall contest, similar to Golden Sneaker, to track who traveled the most sustainably over two weeks. Students tracked their trips by scanning a bar code on their binders on mornings that they traveled sustainably. The technology made sharing the carbon savings results easy and effective.

This project requires a financial investment for online setup and scanners, but it brought positive competition into the classroom.

### Ashland Underpass Resdesign

The Green Urban Design class and Alameda County Public Works also worked on a redesign project for the Ashland Underpass. Many students traverse the underpass each day on their way to and from school, as it connects Edendale Middle School and San Lorenzo High School, as well as being a route to BART and Hesperian shops.

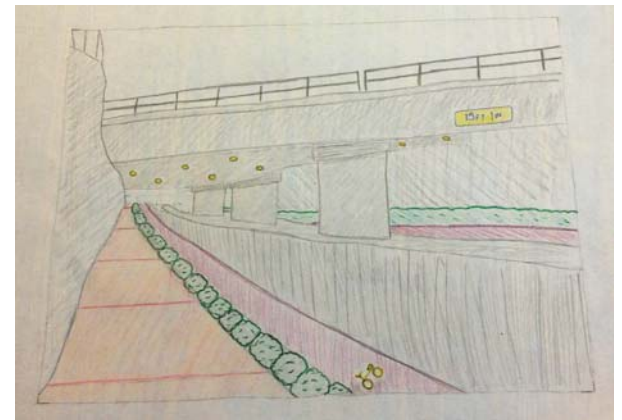
The underpass lacks lighting and has bird waste, slippery informal paths, trash, and other barriers to walking. Students carried out an assessment of the space and redesigned the underpass through drawings and Sketch Up software. Their proposal to Alameda County Public Works caused Planner Paul Keener to prioritize the project.

### Next Steps

Next year, the program will continue to partner with Dana Wickner, Urban Design teacher for the Green Academy, to organize events on campus.



Alameda County SR2S partnered with the Green Urban Design class at San Lorenzo High and Alameda County Public Works to redesign the Ashland Underpass.



San Lorenzo High students redesigned the Ashland Underpass near their school as part of their green urban design class.



## Foothill High School

Foothill High School was the most active school in the 2012-2013 high school pilot. The school's Vice Principal is a strong School Champion, who arranged every event and accomplishment at the school.

The City of Pleasanton has strong youth engagement and partnerships that support Safe Routes at Foothill High. The High School Coordinator met with a group of youth called the "Safe Routes Club" once per week after school. Consistent meetings kept students engaged and helped them accomplish many events. The partnership with Pleasanton and Spare the Air program provided with staff time and incentives.



Students, parents, and administration participate in a school site assessment with the City of Pleasanton planners, police department, and Safe Routes staff.

With Alissa's coordination, the students provided a more hands-on approach to promoting Bike to School Day. They were more engaged, and "owned" the promotions, which ultimately contributed greatly to their success.

Lisa Adamos, Economic Development Specialist, City of Pleasanton

### Events & Activities

Foothill High students organized a Bike Fest in preparation for Bike to School Day. They brought the BikeMobile, Bike Blender, and trivia wheel, as well as Mike's Bikes and the school's drumline. Next year, activities can be coordinated with other events.

### Carpool Parking Area

After three semesters, students created a Carpool Parking Area in the senior parking lot to reduce traffic and prevent overflow into the junior lot. In fall 2012, students counted vehicles, visited Cal High in San Ramon to learn about their carpool program, and identified priority spots.

The project moved forward with support from parents, administration, and the City of Pleasanton. To address student leadership concerns, the number of spaces was reduced. All spaces were well-utilized. The City of Pleasanton and Spare the Air sponsored gas cards and gift cards for weekly drawings.



The Safe Routes team at Foothill High School preparing to paint the carpool parking lot.

In coming years, students will be registered in tandem with regular parking permit registration in August. A better monitoring program will involve parent volunteers. The program will keep 30 spaces in 2013-14 and look to increase the number of spaces in the future.

### Next Steps

Several key members of the Safe Routes Club graduated this year. Next year, students will be recruited from Leadership, Earth Club, and Global Studies. Walk & Roll Day will be aligned with Homecoming, which will provide students with points for walking and biking. This may cause their Walk & Roll day to be earlier or later than the rest of the County, but it will encourage more participation.

## Oakland Technical High School

This was the first year the Alameda County SR2S program worked with Oakland Technical High School. High School Coordinator Alissa Kronovet partnered with the Health Academy (and Champion Teachers Katie Bailey and Maureen Nixon-Holtan) to carry out several events and activities. Oakland Tech students participated in Walk & Roll Day, the Golden Sneaker Contest, and Bike to School Day.

### Youth Action Research

Maureen's biology class created a survey that reached over 500 students on campus through their annual health fair. Students created the survey in class, then enlarged it and had students respond with

sticky dots. This was very successful, and taught the kids statistical analysis in a fun, interactive way. The Bike Blender was also popular at this event.

The Walk Audit was great experience for students. The report back by the engineer was meaningful, in that students see that their input was listened to and changes may be made based on their reports!

Maureen Nixon-Holtan, Teacher at Oakland Technical High School

### Site Assessment

Alta carried out a Site Assessment with student representatives and the City of Oakland. Audit participants identified several issues, including the need for a bike cage to securely store bikes, since students tend to hide them in different parts of campus to keep them safe. The PTSA took this issue on as a key fundraising project this year.



Students use sticky dots to answer questions on a youth-created survey about transportation at the Oakland Tech Health Fair.



Oakland Tech students partner with Oakland traffic engineers, parents, school administration, and Safe Routes staff to carry out a Site Assessment.



The Bike Blender is a great way to engage teenagers in riding bikes to create a healthy snack!



**Build On**

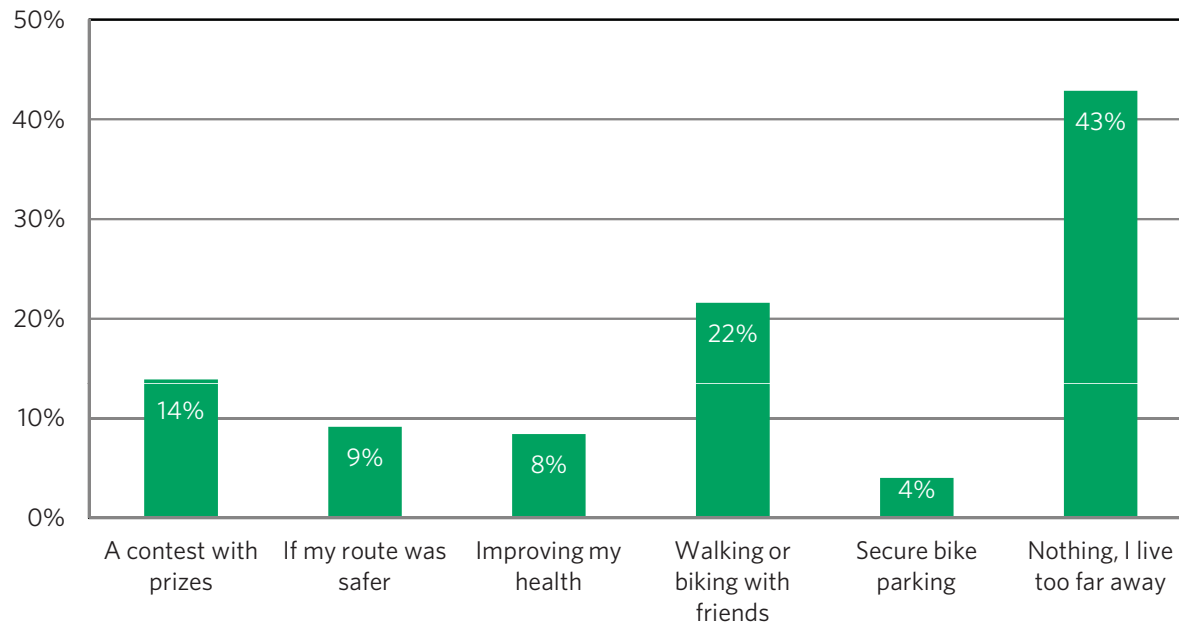
This year, Alameda County SR2S also partnered with Build On, a nonprofit organization that teaches students leadership skills through service projects. Build On students volunteered to help organize Walk & Roll to School Day and Bike to School Day.

**Next Steps**

High School Coordinator Alissa Kronovet was invited to serve on the Wellness Committee at Oakland Technical High, which brought her to meet the Peer Health Educators, who are students committed to increasing health on campus, under the leadership of Butch Greenblatt. Next year Butch will serve as

the primary School Champion and Alameda County SR2S will partner with the Peer Health Educators in their weekly meetings to have consistent interaction with youth and a team of people to work on the program.

**Figure 7 Results from Oakland Technical High's Survey**



---

## Findings

The pilot high school program engaged students around transportation issues, teaching them about the impacts of their travel decisions and helping them organize events to reach out to their peers. The program's model uses student leaders to initiate projects that interest them and are relevant to their school, while leveraging the existing materials and resources provided by the overarching Alameda County SR2S program for major events.

A key finding over the course of the two-year pilot program is that meeting with students frequently helps maintain their excitement about the program and improves retention. A short meeting during lunch, after school, or in-class gives students a regular opportunity to check-in with the group, plan the next event or activity, or debrief events to improve the program for next year.

While strong school-based Champions are key to developing a successful program, staff and parent turnover can cause a school to lose traction with Safe Routes. Integrating Safe Routes programming into existing clubs and classes helps overcome this barrier by establishing program activities as part of the school curriculum. Furthermore, students who are focusing on a specific topic area, such as public health or the environment, are more enthusiastic about projects that impact behavior changes.



The Safe Routes team at Foothill High School creating photobooks to share their findings from the school site assessment.

---

Our Safe Routes liaison, Alissa Kronovet from TransForm, and the rest of the team have provided Foothill with enthusiastic leadership and support to help our school reduce traffic congestion and pollution, while building a positive sense of community.

Rich Gorton, Vice Principal of Foothill High

---

# How Students Travel

The Alameda County Safe Routes to Schools program seeks to increase the numbers of students who use green (walking or biking) or shared (carpooling, school bus, and transit) modes to get to and from school.

While the Alameda County Safe Routes to School (SR2S) program has gathered student and family travel data for several years, it has been only since the 2012 data collection effort that a consistent methodology and comprehensive surveying across the County has provided sufficient data for a robust evaluation.

Shown in **Figure 8**, prior to 2012 data was inconsistently collected at schools. Data collection was drastically increased after the fall of 2011, to keep pace with the increasing number of participating schools. The recently expanded effort provides a good baseline for future evaluation efforts.

## Data Sources

Alameda County SR2S collects travel behavior data from two primary sources: student hand tallies and parent surveys. The hand tallies tend to present a more accurate estimate of student travel during the week, while parent surveys gather additional information about parental perceptions and attitudes toward walking and bicycling, as well as the Safe Routes to School program.

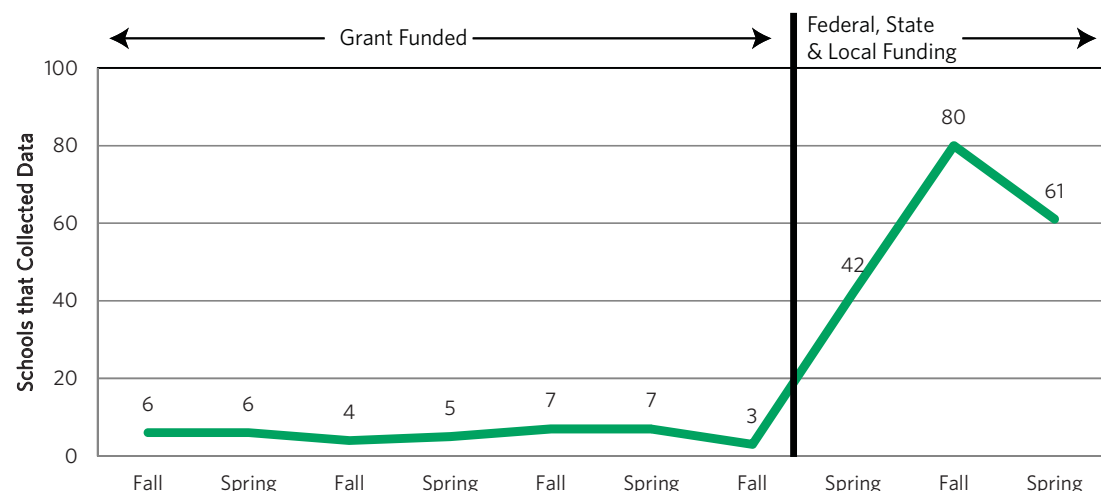
For hand tallies, a teacher or Safe Routes staff member asks students to raise their hands to indicate how they got to school—by walking, biking, riding the school bus, taking transit, using the family car, carpooling, etc.

The spring 2013 hand tallies were gathered in 644 classrooms at 62 schools.<sup>1</sup> Almost 64,000 trips were recorded across the county, which was a 68 percent increase from spring 2012 tallies.

Parent surveys are sent home in backpack mail. The surveys ask parents how their children get to and from school, and ask opinion questions about mode choice and their participation in the Alameda County SR2S program.

<sup>1</sup> Of the 99 schools contacted, 62 returned hand tallies, for a response rate of 62.6 percent. Hand tallies were conducted in two classrooms per grade at most participating schools.

**Figure 8 Data Collection, Fall 2008 through Spring 2013**



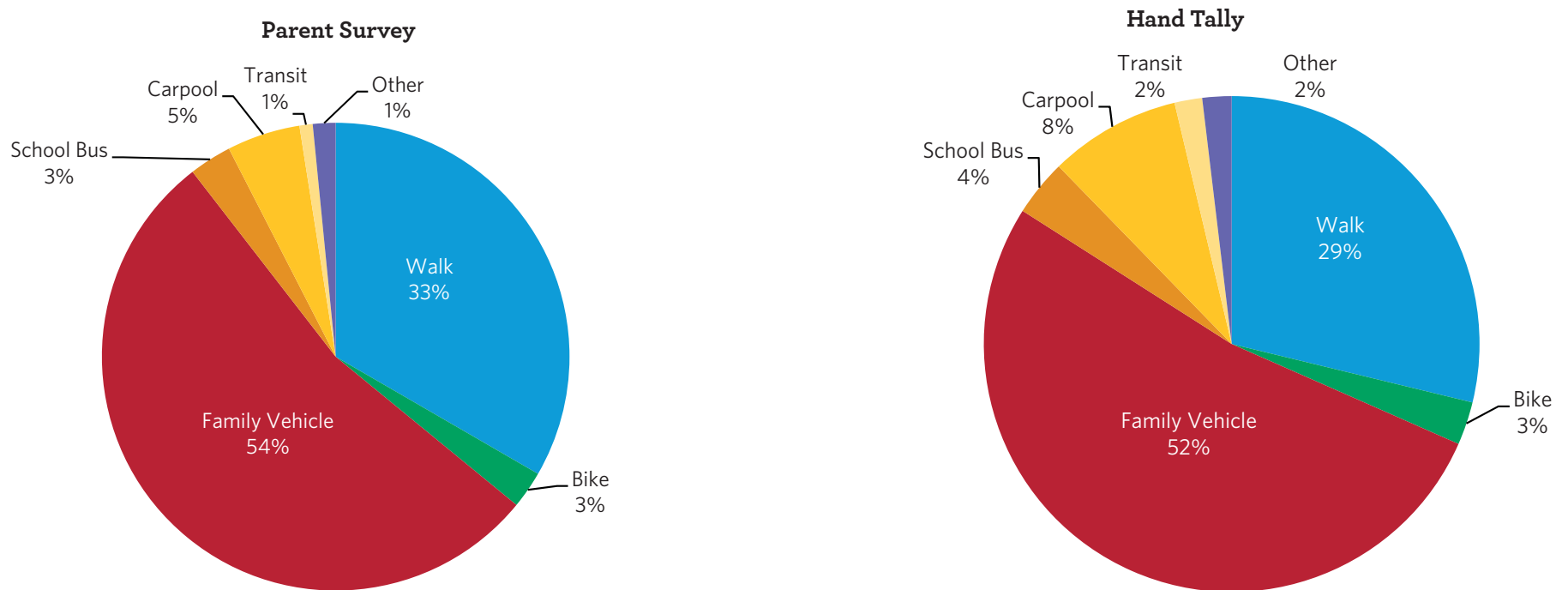
## Countywide Results

According to the student tally data, just over half (52 percent) of school trips Countywide are made in a family vehicle. Thirty-one percent of trips are via green transportation, with 29 percent of trips by foot and almost 3 percent of trips by bike. Shared transportation makes up 14 percent of the mode

split, with carpooling at 9 percent, school busses at 4 percent, and transit at almost 2 percent.

While the parent surveys and hand tallies use different data collection methods, **Figure 9** shows that the resulting mode split is relatively consistent.

**Figure 9 Mode Split for Countywide School Trips, 2013 Parent Survey and Hand Tally Comparison**



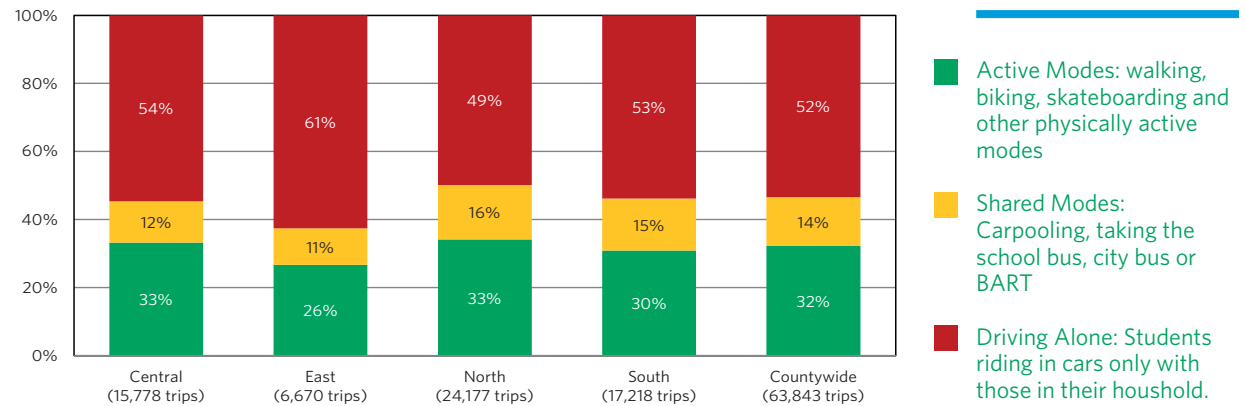


## Mode Split by Planning Area

Alameda County is made up of four planning areas, which vary greatly in geographic and land use characteristics. School travel habits tend to vary between the planning areas, shown in **Figure 10**

- Schools in the north and central planning areas are more likely to have higher rates of walking, bus ridership.
- Schools in the south and east planning areas are more likely to have higher rates of carpooling.
- Rates of bicycle ridership were fairly even throughout the county, varying slightly from a 1.6% in the central planning area, to 5% in east county (possibly due to smaller sample size.)

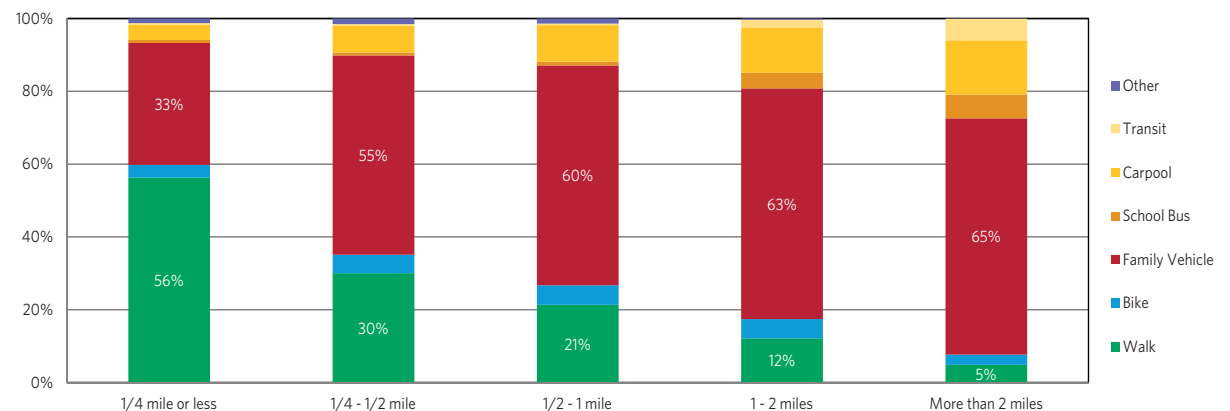
**Figure 10 Mode Split by Planning Area, Spring 2013 Hand Tallies**



## Mode Split by Distance

The parent survey asks how far students live from their school. This information helps evaluate whether Safe Routes successfully encourages active transportation among families live within walking or biking distance. Shown in **Figure 11**, one-third of students who live within a quarter-mile of the school are driven in the family car. Students who live within a mile of school represent the greatest potential for the Alameda County SR2S program to increase active transportation to and from school. The graph also indicates that there is significant potential to increase shared modes among the two-thirds of students who live further than two miles and who currently are driven to school.

**Figure 11 Mode Split by Distance from School, 2013 Parent Survey Data**

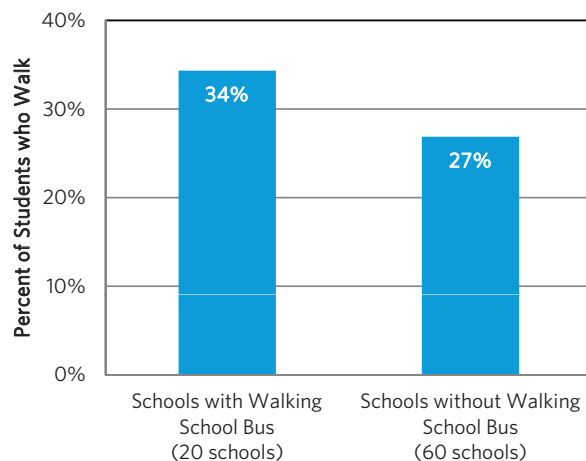


## Program Elements and Active Transportation Rates

The 2012-2013 student travel data indicates correlations between mode share and programs:

- Schools with more activities are slightly more likely to have a higher active mode share.
- Schools with walking school bus programs are slightly more likely to have higher walking mode shares **(Figure 12)**.
- Schools with more bike programs are more likely to have a higher bike mode shares **(Figure 13)**.

**Figure 12 Walking Mode Share and Walking School Bus Programs<sup>1</sup>**



<sup>1</sup> Source: Hand Tally, Spring 2013

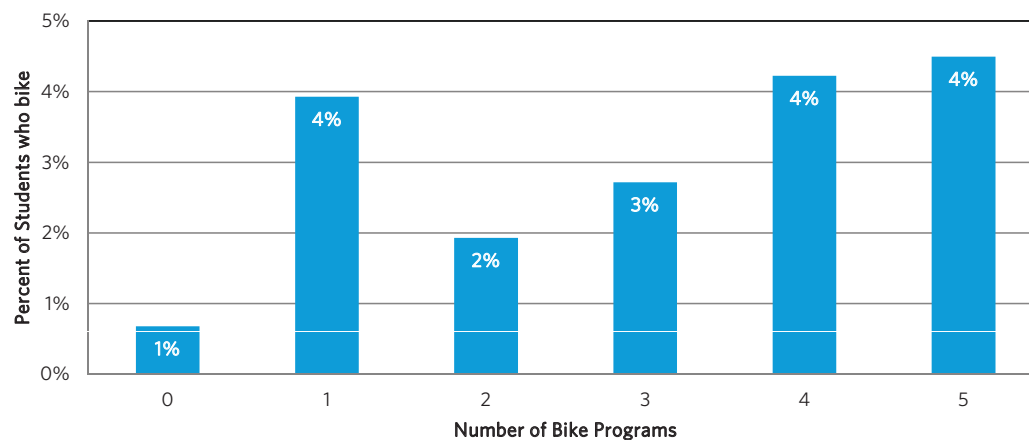
## Comparison to Prior Years

While Alameda County SR2S has collected tallies twice yearly since 2008, prior to 2011 data was only collected from a hand-picked subset of ten to twelve schools.

Due to the lack of comprehensive data pre-2012, it is challenging to compare mode split to the beginning of the Alameda County SR2S program. In addition, as the program has made a concerted effort to diversify schools and communities, the baseline number of students who use active or shared transportation had decreased overall.

However, the following pages present some preliminary analyzes of mode split over time. It is also important to recognize that behavior change usually takes many years to establish, this data can identify specific program elements or program participation that is correlated with mode shift.

**Figure 13 Biking Mode Share by Number of Bike Programs**



## Mode Shift

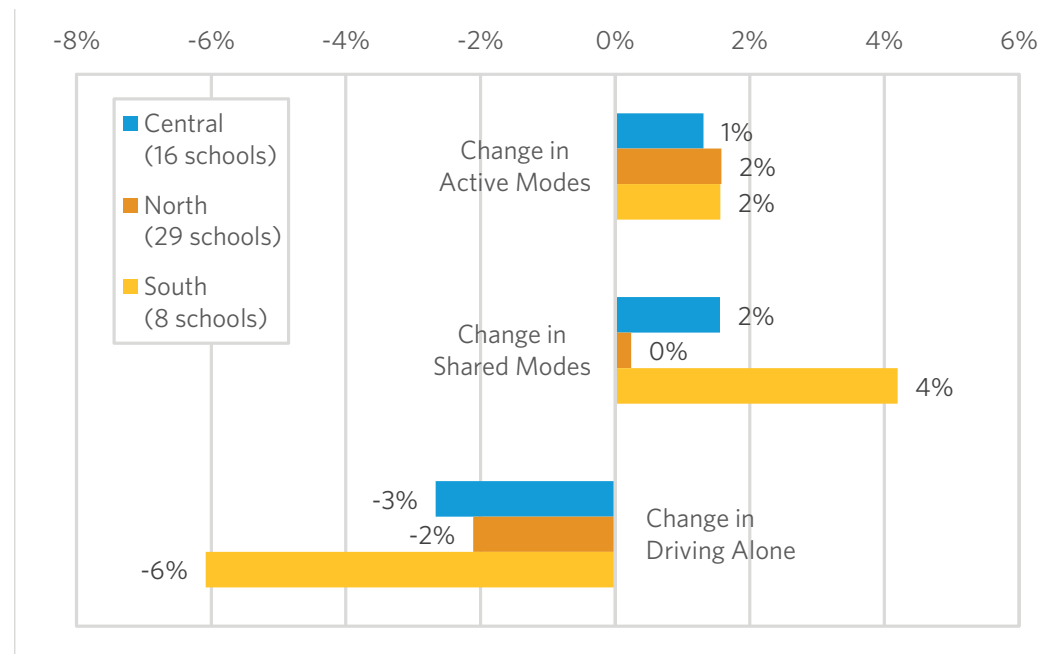
Hand tally data collected since Spring 2012 shows small but continual increases in active and shared transportation, as well as decreases in driving alone. Shown in **Figure 14**, this data includes all participating schools that collected data during each time period.

When comparing the recent data collected in Spring 2013 to the most recent past data collected at each school, the data show an overall 1.2 percent increase in active transportation, 1.0 percent increase in shared transportation, and a 2.3 percent decrease in driving alone.

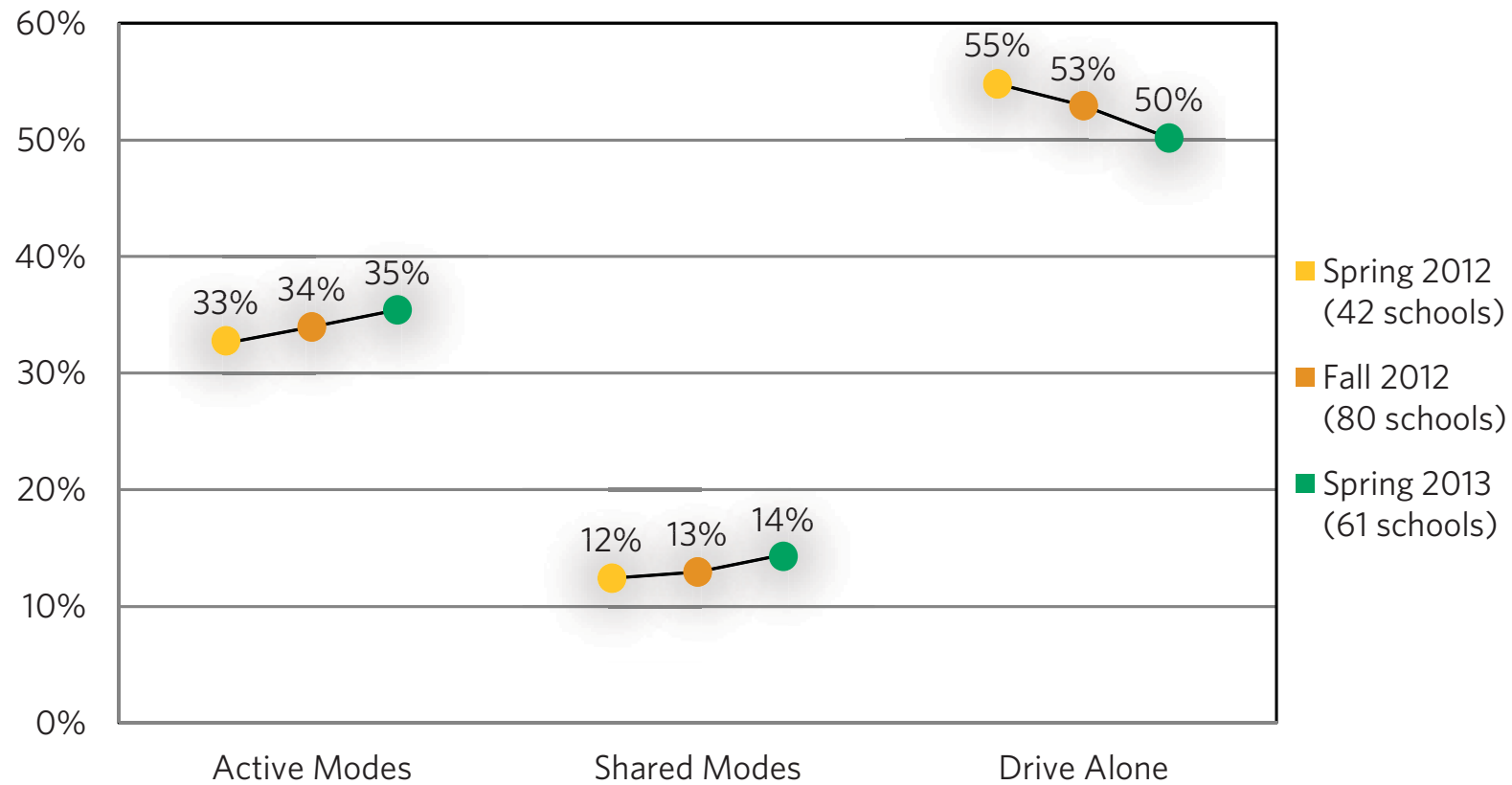
**Figure 16** showed increases in active transportation modes for schools with the most statistically significant data. These results don't take into account the variation in programming at each school or outside factors such as high gas prices, recession impacts, or related factors that affect family travel decisions.

While the 2012-2013 data collection process was expanded from previous years, additional data is needed to form a better picture of how the program affects families' transportation decisions. Ideally, a five-year rolling average of mode split would be useful to show the behavior change over time. The program will continue working toward this goal,

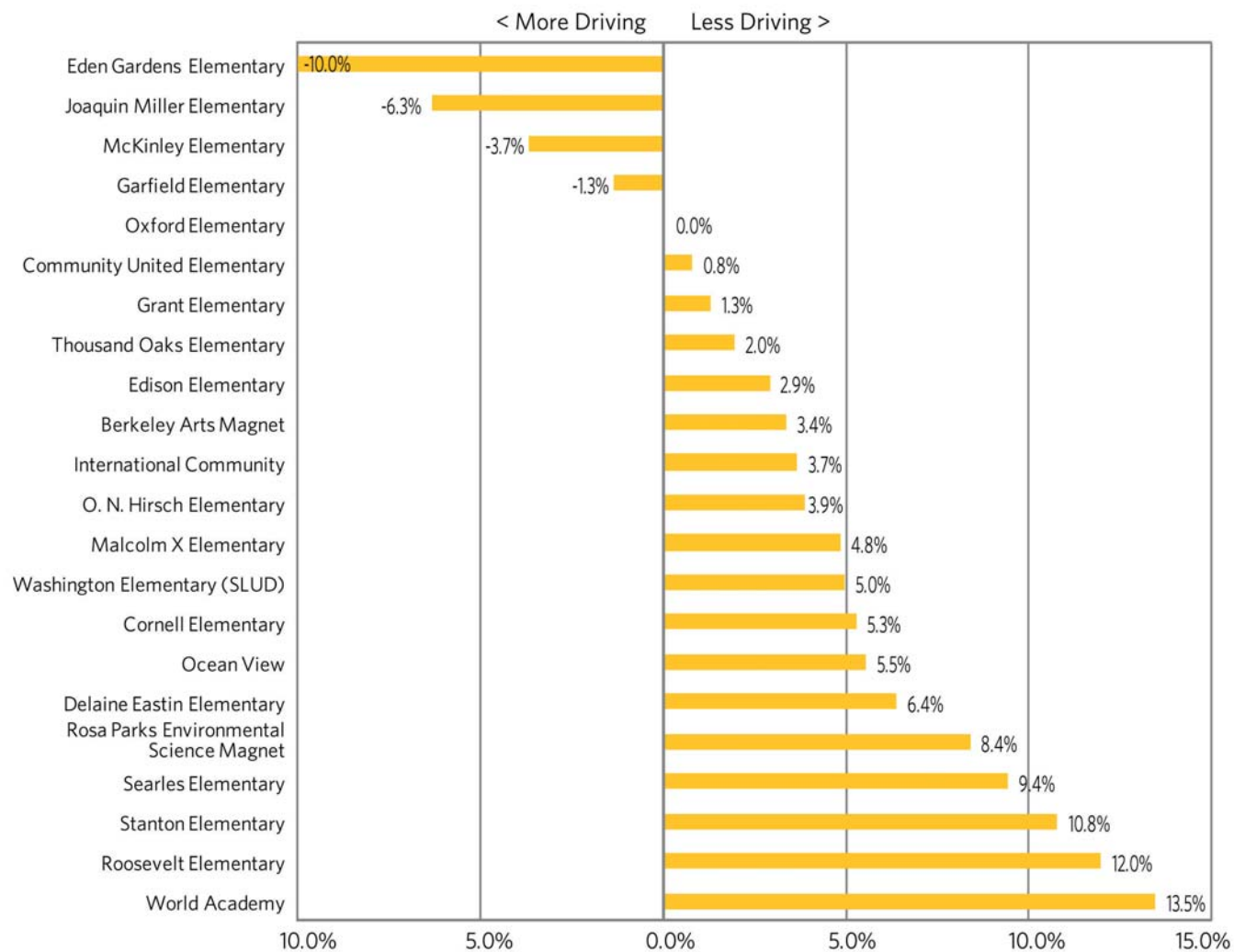
**Figure 14 Change in Mode Split at Participating Schools, Spring 2012-2013**



which will enable a better analysis of how program frequency and numbers of events may impact transportation decisions.

**Figure 15 Mode Split, Spring 2012 to Spring 2013**



**Figure 16 Change in Active Mode Share for Selected Schools, Spring 2012 to 2013**

## Parental Perceptions

The parent survey asked questions to evaluate parent's attitudes toward different transportation modes. While parents overwhelmingly felt that walking and bicycling is important for their children's health, 32 percent of parents would not feel comfortable allowing their children to walk or bike to/from school without an adult at any grade.

The survey asks parents what concerns limit their children's ability to walk or bike to/from school. Countywide, stranger danger or fear of child abduction is the main concern parents have. Other concerns are primarily due to traffic safety, shown in **Figure 17**.

82% of parents agree or strongly agree that walking and bicycling is important for their children's health.

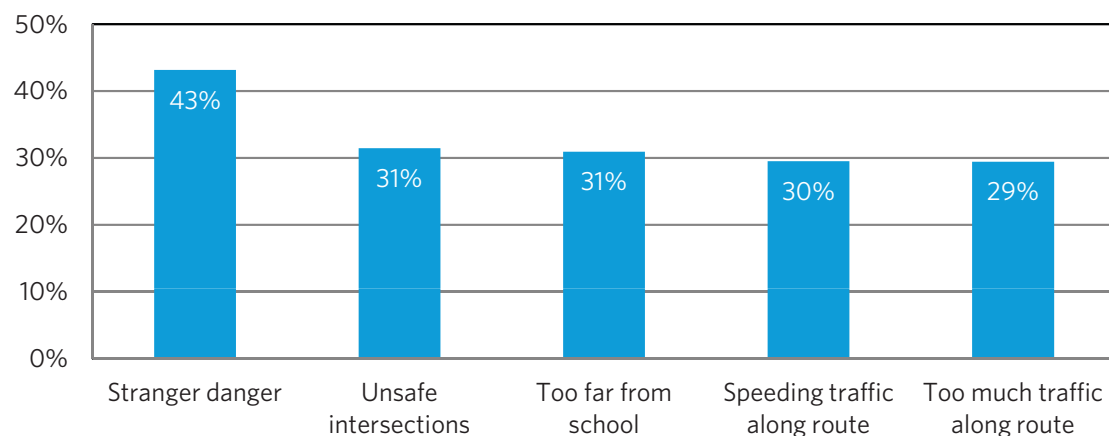
63% of parents agree or strongly agree that walking and biking are encouraged by their children's school.

62% of parents agree or strongly agree that walking and biking are something they wished they did more often.

The survey asked what messages particularly resonate with parents about why to walk and bicycle. Overwhelmingly, parents felt that the message that walking and biking encourage an active, healthy lifestyle is the most effective (67 percent), with the secondary message being that driving causes air pollution and hurts the environment (28 percent).

Finally, parents identified the most effective ways to encourage their families to share a ride. Parents reported that improving ride share coordination is the most effective method, followed by designing priority areas for drop-off or pick-up.

**Figure 17 Parent Concerns with Walking/Biking to School, 2013 Parent Survey**



27% of parents feel that improving ride share or trip share coordination would encourage shared transportation.

22% of parents felt that designating a priority drop-off or parking area would encourage shared transportation.

21% of parents felt that improving school bus and transit connections would encourage shared transportation.

# 6 San Leandro Pilot Program

Between the 2011-2012 and 2012-2013 school years, Alameda County SR2S program activities were expanded to all K-8 schools in the City of San Leandro with funding provided by the City.

At the end of the 2011-2012 school year, the City of San Leandro approached the Alameda County Transportation Commission seeking opportunities to leverage a Federal Safe Routes to School grant the City received for walking and bicycling safety education programs.

Seeing this as an opportunity to test ways to expand the reach of the County's SR2S program, Alameda CTC and the City of San Leandro launched a pilot expansion to bring comprehensive Alameda County's Safe Routes to School (SR2S) programming to all 13 public elementary and middle schools within the City of San Leandro. This pilot tested the impacts of engaging all students in a community.

The San Leandro Safe Routes to School program is a collaboration between the City's efforts and the Alameda County SR2S program.

## Background

Prior to the expansion, Alameda County SR2S was active in seven schools in San Leandro based on the selection process discussed in Chapter 3.

In 2012, the City of San Leandro received a Caltrans Cycle 3 Non-Infrastructure SR2S grant for \$410,000. Through the Caltrans grant, the City hired a consultant to bring additional programming to schools in the city between 2012 and 2015.

The City also provided \$110,000 of additional funding from the City's Measure B funds to Alameda County SR2S to coordinate offering the countywide program activities and events in all 13 San Leandro K-8 schools. This effort included expanding current Alameda County SR2S program activities into six additional schools during the 2012-2013 school year.



## Program Delivery

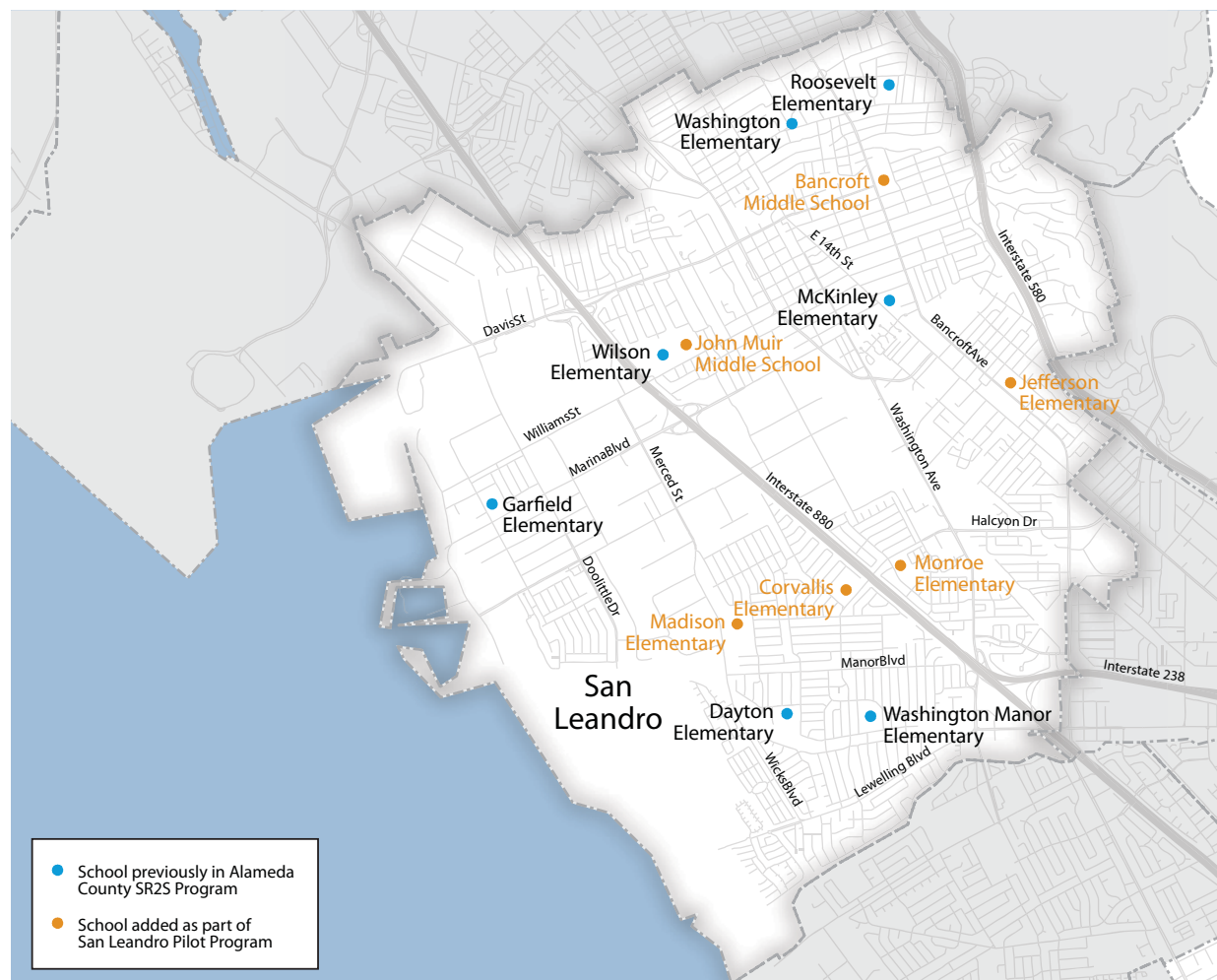
In addition to standard Alameda County SR2S programming, the City-sponsored SR2S program provided a variety of additional activities to schools in San Leandro.

Funding from the City enabled the Alameda County SR2S Program to hire an additional Site Coordinator to focus exclusively on schools in San Leandro.



International Walk & Roll to School Day was popular at Garfield Elementary in San Leandro.

**Figure 18 Schools Participating in the San Leandro Pilot Project**





## Activities

Participating San Leandro schools worked with an Alameda County SR2S Site Coordinator to organize the core four events, as well.

Supplementary education and outreach activities beyond the countywide program including:

The City coordinated media announcements, including a citywide Bike to Work and School Day Proclamation.

- Washington Elementary gave out Student Cards for students participating in Monthly Walk & Roll to School Days, while Wilson Elementary gave out SPLASH cards.
- Alameda County SR2S staff presented the Educators Guide at a Corvallis Elementary staff meeting, as well as at an After School Enrichment and Safety (ASES) Coordinators Meeting, which had nine ASES San Leandro Schools Coordinators in attendance.
- The Alameda County SR2S Site Coordinator convened a Safe Routes Task Force, which included Parent Champions and City staff.

**Table 5** shows the activities that Alameda County SR2S provided to schools in San Leandro.

**Table 5 San Leandro Safe Routes Activities**

School	Walk to School Day	Carpool to School Day	Golden Sneaker Contest	Bike to School Day	Walking School Bus	Walk & Roll Days	Puppet Show	Bike PE Program	Parent Presentation	Bike Rodeo	School Site Assessment	BikeMobile Visit	Task Force Participation	Other
<b>San Leandro Unified School District</b>														
Wilson Elementary	•			•		◆	•		•	•	•	•	•	Family Fun Day
Bancroft Middle			•						•	•		•		
Monroe Elementary	•				•				•	•				Safety Night, Family Fun Day
Garfield Elementary	•		•	•		•				•				
Jefferson Elementary		•	•	•					•	•		•		School Assembly
John Muir Middle	•								•	•	•			
Madison Elementary	•			•	•	◆				•		•		School Assembly
McKinley Elementary	•		•				•						•	
Roosevelt Elementary	•		•	•			•		•	•		•		Walkathon/ Project Eat
Washington Elementary	•	•	•	•	•	•			•	•		•		Family Fun Day
<b>San Lorenzo Unified School District</b>														
Dayton Elementary	•		•			•				•			•	Walkathon
Washington Manor Middle								•		•				
Corvallis Elementary	•	•	•	•						•		•		School Assembly

<sup>1</sup> ◆ Blue diamond represents **occasional participation in an activity**

<sup>2</sup> Includes both Skills Drillz provided through Alameda County SR2S program and through City of San Leandro's Safe Routes program

## San Leandro City SR2S Program

In addition to the activities and events offered through the Alameda County SR2S program, the City's funding enabled several additional activities to support Safe Routes efforts.

### Student Workshops

Workshops taught elementary school students the air quality, safety, and health benefits of bicycling and walking.

### School Pedestrian and Bicycle Safety Rodeos

Students learned about safety by bicycling around a simulated traffic environment in a miniature city. Students learned about traffic hazards and interacted with traffic signs and signals.



Students participate in a bike rodeo at the San Leandro Library Carnival.

Students received a "Safe Routes to School Passport - Walk, Ride and Roll Travel Diary" to track their transportation choices. At the end of each month, students received a certificate of commendation, discount passes to local theme parks, and were entered into a drawing for bicycles and helmets.

### Traffic Skills Course

Students investigated simulated collision sites to learn about the causes of crashes and discuss how to avoid traffic-related injuries. A mobile rock wall taught students how a fall has the same impact as being struck by a vehicle.

### Walk and Bike Clubs

School officials, PTAs, and the city's consultant organized groups of students to form Walk and Bike Clubs and meet on a designated weekday to walk and/or ride to school.

### Parent Workshops

Parent surveys have shown major barriers to allowing students to walk or bike to school include traffic speed and volume around schools, as well as the social environment, particularly the likelihood of crime. (See **Chapter 6**). The City's SR2S program staff address these concerns at PTA meetings and inform parents about the benefits of the Safe Routes to School program, particularly the value of active living for health.



The City's Safe Routes to Schools program brought the Bike Blender to the San Leandro Farmer's Market.

### School Family Safety Rodeos

The City hosted elementary school Family Safety Rodeos where bike mechanics provided free bicycle repair. The events included the miniature city bike rodeo and treadmills showing how far one can walk in a given amount of time.

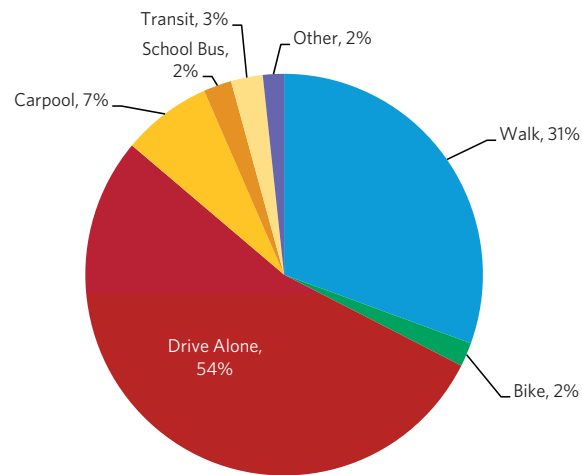
### Additional Outreach

In addition to educational programming, the City Safe Routes program attended several events throughout the city, including Farmers' Markets, the Boy's Club, and other events. Safe Routes staff bring fun activities such as the Bike Blender and coordinate BikeMobile visits around these events.

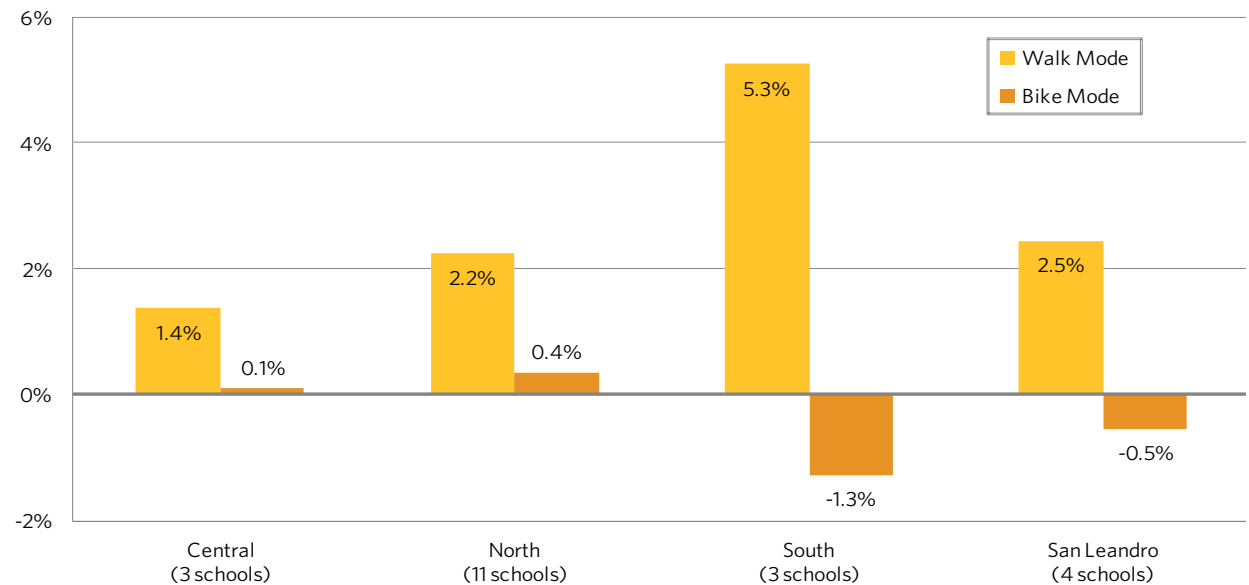
## Evaluation

The San Leandro program expansion is an opportunity to evaluate how participation of all schools in a city might increase program effectiveness and reach. It also indicates whether more intensive Safe Routes programming impacts a family's awareness of the program.

In the first year of this pilot, the data collected are insufficient to determine the impacts of the program on mode share. However, this baseline information may provide future analysis of the pilot.



**Figure 19 Baseline Mode Share in San Leandro, Spring 2013 Hand Tallies**



### Change in Walking and Biking in San Leandro and Other Planning Areas, Spring 2012 to Spring 2013 Hand Tallies

Hand tallies were collected at the beginning of the school year in Fall 2012 at all 13 schools in the City of San Leandro. This data serves as the baseline conditions for travel modes at the beginning of the program. Shown in the graph in Figure 8, the schools in San Leandro have a 40 percent walking and biking mode share, which is lower than the other planning areas as well as being lower than the other six schools in the Central Planning Area.

In the first year of this pilot, the data collected are insufficient to determine the impacts of the program on mode share. However, this baseline information may provide future analysis of the pilot.

### Results of Parent Surveys and Student Hand Tallies

Four schools in San Leandro were surveyed in both spring 2012 and 2013: these schools showed a 2.5 percent increase in walking, seen in Figure 8. However, a single year is insufficient time to indicate the program's success, and future evaluation will have additional data that may indicate a clearer picture of the impact of program saturation.

The Alameda County Safe Routes to School (SR2S) program aims to shift students and their families away from single-family car trips and toward the healthier, more sustainable modes of walking, biking, carpooling, and transit.

Other key performance measures include the number of schools, students, and adults who participate in the program, and number of program activities that were conducted at each school.

## Meeting the 2011-2012 Evaluation Goals

During the 2012-2013 school year, the Alameda County SR2S program expanded the number of programs offered to participating schools. Future plans for the program involve expanding to reach all schools in the County. The newly-established data collection process provides a background that can help program staff make strategic decisions about improvements and resource allocation.

The 2011-2012 evaluation report identified several goals for the 2012-2013 school year, which are listed in **Table 6** and the progress made in 2012-2013.

## Lessons Learned

Every year, the Alameda County SR2S program staff test new elements and reconsiders ways of increasing student and family engagement in the program. In the 2012-2013 school year, program staff identified the following opportunities for the future of the program.

### Partnering with PTAs

In several communities, the School Champion collaborates with the PTA to support Safe Routes events and activities. This partnership can increase the visibility of events, provide a small budget for snacks and other give-aways, and help identify volunteer to run events. At one school, the PTA even contributed funds to hire a substitute PE teacher to enable the regular teacher to participate in the bicycle education program.

These types of partnerships can help the program expand and reach more students. By hosting meetings attended by both the School Coordinator and the PTA, Safe Routes staff can help foster these relationships

"The partnership between Laurel Elementary and the Safe Routes program far exceeded even my highest expectations. A group of committed parents working closely with Nora Cody from Safe Routes were able to organize a Walking School Bus, a Bike Rodeo, the construction of bike racks, a Walk Audit and monthly Walk to School events for our community. Our students are much more aware and safer as a result. Thanks Safe Routes!"

- John Stangl, Laurel Elementary School Principal

### Pilot Expansion Program

The expanded Safe Routes program offered in San Leandro is a potential method for creating a sustainable model in which the local jurisdiction helps fund specific events and activities to supplement countywide offerings. This one-time pilot was funded through the Federal Safe Routes to School grant program as well as the City of San Leandro.



**Table 6 Evaluation of 2012-2013 Goals**

	<b>Goal</b>	<b>Result</b>	<b>Discussion</b>
<b>Evaluation</b>	Build processes for data collection and work with schools to schedule and track student mode data	✓	62 schools collected tally data; 68 percent increase in trips recorded 2,505 parent surveys collected, with data from over 4,000 students
	Collect hand tally data at schools not participating in the program	✓	Hand tally was collected from 23 schools not participating in Alameda County SR2S
	Work with team partners to clarify data to be tracked and collecting and collating data on a monthly basis.	✓	Alameda County SR2S staff developed an online system for tracking monthly program activities
<b>Encouragement</b>	<b>International Walk and Roll to School Day</b>		
	Increase the number of participating schools	✓	80 participating schools, 40 percent increase from 2011
	Encourage press coverage the day after the event	✓	28 VIPs participated, with good media coverage
	Collect day-of mode split tallies	✓	16,050 students reported day-of mode split
	Use this day as a launch for walking school busses and ongoing monthly Walk and Roll to School Days	✓	25 schools initiated Walking School Bus programs, while 52 schools developed Walk and Roll to School Days
	<b>Carpool to School Day</b>		
	Hold events at a subset of schools	✓	27 schools participated
	Hold SchoolPool trainings at 5 schools	--	SchoolPool trainings were not tracked
	Shift school culture toward carpooling	o	0.1% decrease in carpooling (not statistically significant)


	Goal	Result	Discussion
Encouragement	<b>Golden Sneaker Contest</b>		
	Increase the number of participating schools	✓	57 participating schools, 50 percent increase from 2012
	Increase the number of Golden Sneaker launch events	✓	
	Increase the number of middle schools participating	✓	8 middle schools participated
	<b>Bike to School Day</b>		
	Increase the number of participating schools	✓	63 schools participated, 44 percent increase from 2012
	Full bike racks at each school	--	
	More principals and teachers riding their bikes	--	
	Increase bike trains or organize them specifically for that day	--	
	Organize BikeMobile visits in advance	✓	20 SR2S BikeMobile visits scheduled for the 2013-2014 school year
	Provide helmets for kids	--	
Education	<b>Monthly Walk and Roll to School Days</b>		
	Launch monthly e-newsletters with unique theme and activities to all school champions and principals	✓	Monthly themes and activities available on the program web site : <a href="http://www.alamedacountysr2s.org/tools-and-resources/#themes">www.alamedacountysr2s.org/tools-and-resources/#themes</a>
	<b>Bicycle Education PE Courses</b>		
	Redirect resources to the multi-day in-school PE program at middle schools		
	<b>Skillz Drills</b>		
	Expand the scheduling window from four weeks to six weeks	✓	
	Provide additional Skillz Drills courses	✓	11 Skillz Drills courses offered, 22% increase from 2011-2012



**Alameda County**

[www.alamedacountysr2s.org](http://www.alamedacountysr2s.org)

[staff@alamedacountysr2s.org](mailto:staff@alamedacountysr2s.org)



**Alameda County Transportation Commission**

**1111 Broadway, Suite 800**

**Oakland, CA 94607**

**[www.AlamedaCTC.org](http://www.AlamedaCTC.org)**

# Appendix A. School Participation Matrix

This appendix lists the schools that participated in the Alameda County SR2S program during the 2012-2013 school year. The table shows which program activities and events were provided at each school.

Alameda County SR2S provides two levels of assistance. Schools accepted into the comprehensive program receive one-on-one assistance from a Site Coordinator, are eligible for a variety of high-quality programming free of charge, and may receive support materials such as posters, banners, safety incentives, and safety vests.

Schools not accepted into the comprehensive program may receive technical assistance from the site coordinators through their school district's Safe Routes to School Task Force, but are not eligible for free programming or safety incentives.

Note that a school's participation in the comprehensive program is voluntary. Program activities are organized and delivered through the combined effort of Alameda County SR2S Site Coordinators and each school's Champion (typically a parent, principal, or teacher who volunteers their time).

Unless otherwise noted, this matrix does not include SR2S programming that occurred separately from the Alameda County SR2S program and therefore it may not be a comprehensive list of every event or activity that was organized at a school during the 2012-2013 school year.

School	Year SR2S program started	Grades	International Walk to School Day	Carpool to School Day	Golden Sneaker Contest	Bike to School Day	Walking School Bus	Walk & Roll Days¹	Puppet Show	Drive Your Bike Program	PTA/ Parent Presentation	Bike Rodeo²	School Site Assessment	Bike Mobile Visit	Task Force Participation	Other
Alameda City Unified School District																
Donald D Lum Elementary	Fall 2010	K-5	●		●	●	●	●	●			●		●	●	Feet First Fridays
Edison Elementary	Fall 2010	K-5	●		●	●		●						●	●	Bike Festival
Frank Otis Elementary	Fall 2010	K-5	●				●					●			◆	
Henry Haight Elementary	Fall 2010	K-5	●				●	●			●	●		●	◆	
Lincoln Middle	Fall 2010	6-8	●		●	●		◆							●	Wise Rides
NEA Community Learning Center	Fall 2010	K-12	●	●	●	●		●							●	
Albany Unified School District																
Albany Middle	Fall 2010	6-8			●	●		●						●		Green Team
Cornell Elementary	Fall 2008	K-5	●		●	●		●			●			●		
Marin Elementary	Fall 2008	K-5	●	●		●	●	●		●					●	
Ocean View Elementary	Fall 2008	K-5	●		●	●	●	●	●	●				●	●	
Albany High	Fall 2012	9-12	●	●	●	●								●		
Berkeley Unified School District																
Berkeley Arts Magnet	Fall 2007	K-6	●			●		◆				●		●		Bikes in Berkeley
Cragmont Elementary	Fall 2012	K-5	●										●		●	Bikes in Berkeley
Jefferson Elementary Berkeley	Fall 2007	K-5				●										Bike Blender at Spring Fair 6/1
King Middle	Fall 2010	6-8	●			●				●				●		Green Schools Initiative
Malcolm X Elementary	Fall 2007	K-5	●		●	●		●	●		●			●	●	Bikes in Berkeley
Oxford Elementary	Fall 2007	K-5	●													
Rosa Parks Elementary	Fall 2007	K-5	●			●		●			●	●			●	Bikes in Berkeley

¹ ◆ Blue diamond represents **occasional participation in an activity**

² Includes both Skills Drillz provided through Alameda County SR2S program and through City of San Leandro’s Safe Routes program



School	Year SR2S program started	Grades	International Walk to School Day	Carpool to School Day	Golden Sneaker Contest	Bike to School Day	Walking School Bus	Walk & Roll Days¹	Puppet Show	Drive Your Bike Program	PTA/ Parent Presentation	Bike Rodeo²	School Site Assessment	Bike Mobile Visit	Task Force Participation	Other
Thousand Oaks Elementary	Fall 2007	K-5	●			●										Bikes in Berkeley
Washington Elementary Berkeley	Fall 2007	K-5	●			●		●	●			●		●		Bikes in Berkeley, Bike Blender
Castro Valley Unified School District																
Castro Valley Elementary	Fall 2010	K-5	●		●	●		◆	●					●		Walkathon
Stanton Elementary	Fall 2011	K-5	●					◆	●							Happy Feet Fridays; Walkathon
Dublin Unified School District																
Dublin High	Fall 2012	9-12	●	●	●	●					●		●	●		
Dougherty Elementary	Fall 2011	K-5	●	●	●	●			●			●		●		Pedestrian Safety Dance, Bicycle Essay Contest
Green Elementary	Fall 2012	K-5	●		●	●	◆				●					Walkathon
Kolb Elementary	Fall 2011	K-5	●		●	●			●		●	●		●		Pop Up Bike Festival
Murray Elementary	Fall 2011	K-5	●	●		●						●		●		Spring Bike Festival
Emeryville Unified School District																
Anna Yates Elementary	Fall 2012	K-5			●				●		●			●		
Fremont Unified School District																
Brier Elementary	Fall 2012	K-6	●		●	●		◆	●					●	◆	Bicycle Essay Contest
James Leitch Elementary	Fall 2011	K-2	●		●			◆	●						◆	
Mattos Elementary	Fall 2012	K-6	●		●	●	●	●						●	●	
O.N. Hirsch Elementary	Fall 2011	K-6	●		●			◆						●		
Oliveira Elementary	Fall 2012	K-6	●		●	●	●	◆						●	●	
Parkmont Elementary	Fall 2011	K-6	●		●	●		●			●			●	●	Bicycle Essay Contest
Walters Junior High	Fall 2011	6-8	●		●	●									◆	
Warm Springs Elementary	Fall 2011	3-6	●		●	●		◆							◆	
Irvington High	Spring 2013	9-12			●	●										
Niles Elementary	Fall 2012	K-6			●	●	●	◆							●	
Hayward Unified School District																
Bret Harte Middle	Fall 2011	7-8				●				●						

School	Year SR2S program started	Grades	International Walk to School Day	Carpool to School Day	Golden Sneaker Contest	Bike to School Day	Walking School Bus	Walk & Roll Days¹	Puppet Show	Drive Your Bike Program	PTA/ Parent Presentation	Bike Rodeo²	School Site Assessment	Bike Mobile Visit	Task Force Participation	Other
Burbank Elementary	Fall 2011	K-6	●	●		●	●	●	●					●		
Cherryland Elementary	Fall 2009	K-6	●		●	●	●	◆	●		●			●		Health Fair, Family Cycling Clinic
Eden Gardens Elementary	Fall 2011	K-6	●			●		◆						●		
Harder Elementary	Fall 2012	K-6	●		●	●		●	●		●	●		●		
Ruus Elementary	Fall 2012	K-6	●													
Southgate Elementary	Fall 2011	K-6	●				●		●			●		●		
Livermore Unified School District																
East Avenue Middle School	Fall 2012	6-8	●	●					●		●		●	●		Make Trax, Bicycle Essay Contest
Emma C. Smith Elementary	Fall 2011	K-5														
Jackson Avenue Elementary	Fall 2012	K-5	●			●			●		●			●		Bicycle Essay Contest
Junction Avenue K-8 School	Fall 2011	K-8	●	●		●	●	●		●	●	●		●		Bicycle Essay Contest, Bicycle Music Festival
Rancho Las Positas Elementary	Fall 2011	K-5			●						●	●				
New Haven Unified School District																
Alvarado Elementary	Fall 2011	K-5	●									●				Bike Club
Cesar Chavez Middle	Fall 2011	6-8	●	●	●	●				●				●	●	
Eastin Elementary	Spring 2010	K-5	●	●	●	●		◆				●	●	●	●	
Guy Emanuele Elementary	Spring 2010	K-5	●	●	●	●								●	●	
Kitayama Elementary	Fall 2012	K-5	●			●	●	◆				●			◆	
Pioneer Elementary	Spring 2010	K-5	●		●	●		◆	●					●	◆	
Searles Elementary	Spring 2010	K-5	●		●	●	●	◆						●	●	
Newark Unified School District																
John F Kennedy Elementary	Fall 2012	K-6		●		●			●							
Lincoln Elementary Newark	Winter 2012	K-6	●	●	●				●							

School	Year SR2S program started	Grades	International Walk to School Day	Carpool to School Day	Golden Sneaker Contest	Bike to School Day	Walking School Bus	Walk & Roll Days¹	Puppet Show	Drive Your Bike Program	PTA/ Parent Presentation	Bike Rodeo²	School Site Assessment	Bike Mobile Visit	Task Force Participation	Other
Oakland Unified School District																
Achieve Academy	Fall 2008	4-5	●	●	●		◆	●	●							
Brookfield Village Elementary	Fall 2011	K-5	●						●			●				
Community United Elementary	Fall 2011	K-5	●	●	●			●	●			●				
Elmhurst Community Prep Middle	Fall 2011	6-8						◆						●		
Hoover Elementary	Fall 2011	K-5	●		●			●	●					●		Health Fair
International Community Elementary	Fall 2009	K-5	●	●	●	●	●		●			●				
Joaquin Miller Elementary	Fall 2011	K-5	●	●				◆				●		●		
La Escuela Elementary	Fall 2012	K-5														
Laurel Elementary	Fall 2011	K-5	●	●	●	●	●	●				●	●	●		
Lincoln Elementary	Fall 2011	K-5		●	●	●		●	●							
Manzanita Community School	Fall 2009	K-5										●		●		Biketopia
Manzantia SEED	Fall 2010	K-5		●	●				●			●		●		Biketopia
Montclair Elementary	Fall 2009	K-5			●			◆					●			
Oakland Technical High	Fall 2012	9-12	●			●							●			
Peralta Elementary	Spring 2007	K-5	●			●		●			●			●		
Piedmont Elementary	Fall 2010	K-5	●	●					●		●	●				Bike Blender
Reach Academy	Fall 2011	K-5	●	●	●	●	●	●	●			●	●	●		
Redwood Heights Elementary	Fall 2011	K-5			●		●	◆								Bike festival
Sankofa Academy	Fall 2012	K-5	●						●	●		●		●		
Sequoia Elementary	Fall 2010	K-5	●	●	●	●	●	●			●	●		●		Bike festival
Westlake Middle	Spring 2011	6-8	●	●	●	●				●				●		
World Academy	Fall 2008	K-5	●	●	●		●	●	●			●				

School	Year SR2S program started	Grades	International Walk to School Day	Carpool to School Day	Golden Sneaker Contest	Bike to School Day	Walking School Bus	Walk & Roll Days¹	Puppet Show	Drive Your Bike Program	PTA/ Parent Presentation	Bike Rodeo²	School Site Assessment	Bike Mobile Visit	Task Force Participation	Other
Pleasanton Unified School District																
Foothill High	Fall 2011	9-12				●							●	●		Carpool lot, Bike Fest
Lydiksen Elementary	Fall 2012	K-5	●											●		
Mohr Elementary	Fall 2012	K-5	●		●	●		●			●			●		
San Leandro Unified School District																
Bancroft Middle*	Fall 2012	6-8			●						●	●		●		
Garfield Elementary*	Fall 2011	K-5	●		●	●		●				●				
Jefferson Elementary*	Fall 2012	K-5		●	●	●					●	●		●		School Assembly
John Muir Middle*	Fall 2012	6-8	●								●	●	●			
Madison Elementary*	Fall 2012	K-5	●			●	●	◆	●			●		●		School Assembly
McKinley Elementary*	Fall 2011	K-5	●		●				●						●	
Monroe Elementary*	Fall 2012	K-5	●				●				●	●				Safety Night, Family Fun Day/Assembly
Roosevelt Elementary*	Fall 2011	K-5	●		●	●			●		●	●		●		Walkathon/Project Eat Let's Walk, Festival
Washington Elementary*	Fall 2011	K-5	●	●	●	●	●	●			●	●		●		Family Fun Day
Wilson Elementary*	Fall 2011	K-5	●			●		◆	●		●	●	●	●	●	Family Fun Day
San Lorenzo Unified School District																
Bohannon Middle	Fall 2009	6-8				●				●				●		
Corvallis Elementary*	Fall 2012	K-5	●	●	●	●					●	●		●		School Assembly
Dayton Elementary*	Fall 2011	K-5	●		●			●				●			●	Walkathon
Edendale Middle	Fall 2010	6-8								●				●		
Grant Elementary	Fall 2010	K-5	●			●		◆	●		●					
Hillside Elementary	Fall 2011	K-5	●			●			●					●		Health Fair/ Resource Night
San Lorenzo High	Fall 2011	9-12	●		●	●				●				●		Save a Gallon
Washington Manor Middle*	Fall 2010	6-8								●		●				

\*School is part of San Leandro Pilot Program





## Appendix B. School Summaries

The Alameda County Safe Routes to School program is implemented collaboratively by Alameda County Safe Routes to Schools site coordinators and each school's volunteer School Champion. The parents, teachers, and administrators who act as School Champions work with Site Coordinators to deliver events, education, and activities that reflect the school's needs and interests.

This companion document to the *2012-2013 Year-End Report* provides a summary of the unique programming that occurred during the 2012-13 school year at 100 schools (79 elementary, 15 middle, and 6 high schools) that participated in the Alameda County Safe Routes to Schools Program at a comprehensive level.<sup>1</sup> Schools are listed alphabetically by school district and then by school name.

Note: parent survey or student hand tally data was not available for all schools.

---

<sup>1</sup> Schools accepted into the comprehensive program receive one-on-one assistance from a site coordinator, are eligible for a variety of high-quality programming free of charge, and may receive support materials such as posters, banners, safety incentives, and safety vests.

**Donald D. Lum Elementary**  
**Alameda City Unified**  
**Joined: Fall 2010**

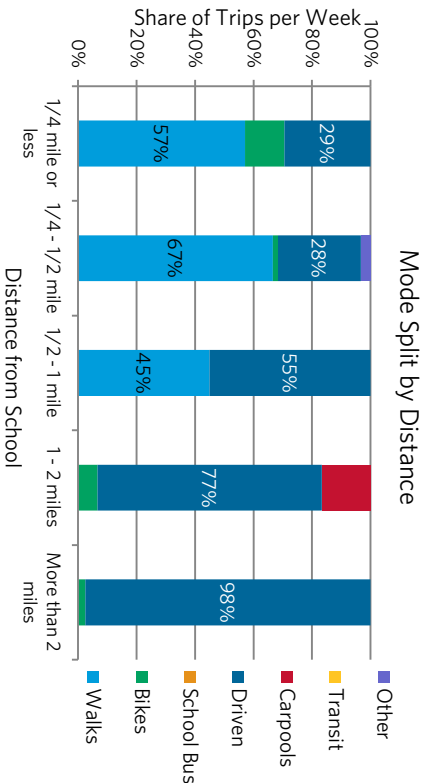
- Activities for 2012-2013:**
- International Walk and Roll to School Day
  - Golden Sneaker Contest
  - Bike to School Day
  - Weekly Walking School Bus
  - Monthly Walk and Roll Days
  - Safe Routes Puppet Show
  - Bike Rodeo/Skills Drills Bike Safety Course
  - BikeMobile Visit

Dedicated Parent Champion Gail Payne kept Lum Elementary's Safe Routes program running strong. For three years, Lum has had great participation in their Walking School Bus and the Golden Sneaker contest. The "Feet First Fridays" program continues to coincide with street cleaning days that make it harder for cars to park near the school.

Taking full advantage of Alameda County Safe Routes to Schools programming, Lum Elementary also organized a BikeMobile visit, a Skills Drills Rodeo, and a Puppet Show assembly. As Transportation Coordinator for the City of Alameda, Ms. Payne also plays a valuable role in coordinating Safe Routes efforts city-wide - from preparing School Area Maps for all the schools in the district, to coordinating elected officials' participation in International Walk and Roll to School Day.



**Mode Share Survey Results**



Source: Parent Surveys  
N = 36

**Enrollment and Demographics**

Enrollment	468	% of free & reduced lunches	34%
Grades	K-5	% of students within ½ mile	--%

## Edison Elementary

### Alameda City Unified

Joined: Fall 2010

### Activities for 2012-2013:

International Walk and Roll to School Day  
Golden Sneaker Contest  
Bike to School Day  
Monthly Walk and Roll Days  
BikeMobile Visit

A highlight of the year was Edison's second annual Bike Festival which combined the annual Bike to School Day with an after-school Bike Fair. Over 100 young bicyclists enjoyed bike-blended milkshakes, a visit from the BikeMobile, and a helmet decoration station.

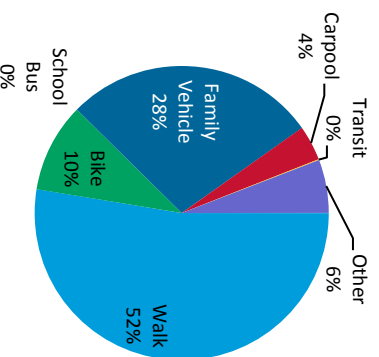
After a year off from the Golden Sneaker Contest, Edison resumed the activity with special modifications to accommodate the school community; in addition to tracking trips to and from school, students had the opportunity to keep a travel diary of all trips made throughout the week.

Longtime Parent Champion Bonnie Wehman will be stepping down next year. As the Education Director at the East Bay Bicycle Coalition, she brought unique skills to Safe Routes to Schools programming at Edison Elementary. The program is looking to secure a new Champion for Edison Elementary in the 2013-2014 school year.



Safety gets a creative boost at the Helmet Decoration Station

### Mode Share Survey Results



Source: Student Hand Tallies  
N = 1,040

### Enrollment and Demographics

Enrollment	447	% of free & reduced lunches	13%
Grades	K-5	% of students within ½ mile	--%

## Frank Otis Elementary


### Alameda City Unified

Joined: Fall 2010

### Activities for 2012-2013:

International Walk and Roll to School Day  
Weekly Walking School Bus  
Bike Rodeo / Skills Drills Bike Safety Course

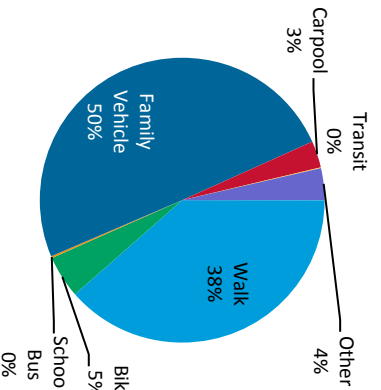
A longtime participant in International Walk and Roll to School Day, Otis Elementary ramped up its Safe Routes activities in 2012-2013. Parent Champions Olivia Rebenal and Ann Nafziger began a Walking School Bus and informal Bike Train, with active routes almost every day of the week. There was a focus on bike safety education, with students receiving helmet safety training from partners at the Alameda County Public Health Department as well as the Skills Drills Bike Rodeo.



Frank Otis Elementary School.

All of these activities were organized with the principal and several parent volunteers. In the coming school year there are plans for identifying a strong individual champion to grow on the strides made this year.

### Mode Share Survey Results



Source: Student Hand Tallies  
N = 1,354

### Enrollment and Demographics

Enrollment	503	% of free & reduced lunches	18%
Grades	K-5	% of students within ½ mile	--%

## Henry Haight Elementary

### Alameda City Unified

Joined: Fall 2010

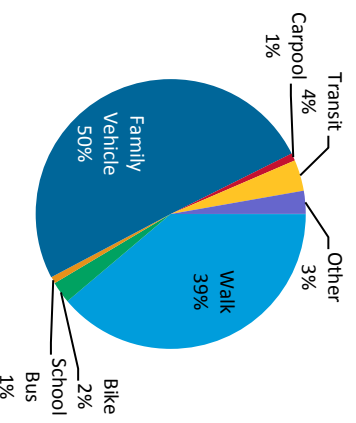
#### Activities for 2012-2013:

International Walk and Roll to School Day  
Weekly Walking School Bus  
Monthly Walk and Roll Days  
PTA Parent Presentation  
Bike Rodeo / Skills Drills Bike Safety Course  
BikeMobile Visit

Autumn at Haight Elementary began with a presentation to over fifty parents and students at the first PTA meeting of the school year. Parent Champion Meghan Thornton and the Safe Routes Site Coordinator facilitated a discussion on issues around walking to school, and prepared everyone to join in on International Walk and Roll to School Day. Monthly Walk and Roll Days continued the rest of the school year. Parent Champion Meghan Thornton also kept up the Walking School Bus and brought the BikeMobile and Skills Drills Rodeo to Haight. In the coming year, Safe Routes hopes to identify additional parents who would like to create new Walking School Bus routes.



#### Mode Share Survey Results



Source: Student Hand Tallies  
N = 1,228

#### Enrollment and Demographics

Enrollment	383	% of free & reduced lunches	58%
Grades	K-5	% of students within ½ mile	--%



Lincoln Middle

Activities for 2012-2013:

Alameda City Unified

International Walk and Roll to School Day  
Golden Sneaker Contest  
Bike to School Day  
Walk and Roll Days

Joined: Fall 2010

Lincoln Middle School made a strong start in the Alameda County Safe Routes to Schools program this year. Lead by Parent Champion Olivia Rebanal, the school had a team supporting walking and bicycling activities including Vice Principal Jonathan Osler, PTA president Jackie Dodge, and Teacher Joslyn Olsen. The year began with International Walk and Roll to School Day, featuring meet-up points along the way to campus; when students arrived they were treated to bike blended smoothies, a drawing for iTunes cards and other goodies, dance music and hula hooping. Ms. Olsen's student leadership class coordinated a Walk and Roll to School Day in January and the Golden Sneaker Contest in March. Ms. Rebanal also took initiative to bring the Wise Rides program to Lincoln - in conjunction with the Golden Sneaker Contest, students received helmet safety education specialized for middle school students.

Mode Share Survey Results

Mode share data not available

Enrollment and Demographics

Enrollment	961	% of free & reduced lunches	21%
Grades	6-8	% of students within ½ mile	--%

## Nea Community Learning Center

### Alameda City Unified

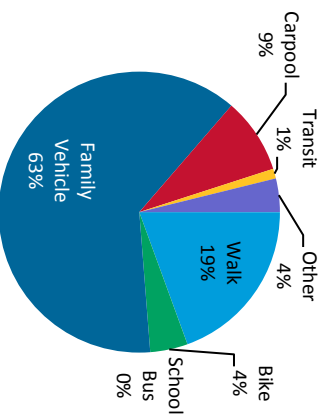
Joined: Fall 2010

### Activities for 2012-2013:

International Walk and Roll to School Day  
Carpool to School Day  
Golden Sneaker Contest  
Bike to School Day  
Monthly Walk and Roll Days

Parent Co-Champions Donna Eystone and Patty St. Louis continued monthly Walk and Roll Days in the Lower Village of Nea Community Learning Center. They also act as partner contacts for Bike Walk Alameda, where Ms. St. Louis is Program Administrator and Ms. Eystone is a board member. Nea had the distinction of participating in all four of the major Safe Routes to Schools events: International Walk and Roll to School Day, Carpool to School Day, the Golden Sneaker Contest and Bike to School Day. Teacher Matt Nolan supported Safe Routes activities again this year, particularly in coordinating the Golden Sneaker contest, where Nea takes a slightly different approach: the entire Lower Village works together to meet a school-wide goal of trips made using active and shared transportation. Nea will have a new principal in 2013-2014, which may affect support for the program moving forward.

### Mode Share Survey Results



Source: Student Hand Tallies  
N = 646

### Enrollment and Demographics

Enrollment	480	% of free & reduced lunches	13%
Grades	K-5	% of students within ½ mile	--%

## Albany High

### Albany Unified

Joined: Fall 2012

### Activities for 2012-2013:

International Walk and Roll to School Day  
Carpool to School Day  
Golden Sneaker Contest  
Bike to School Day  
BikeMobile Visit

This is the first year Albany High School has participated in the Safe Routes to Schools program. The Safe Routes program partnered with the school Earth Team, and met with students weekly during lunchtime. Meetings varied in attendance, from 5 to 15 students spanning all grades. Teacher Champions Vice Principal Susan Charlip and science teacher Patricia Fujiwara helped coordinate the program. Students also took the lead, coordinating meetings and events with success on campus.

Albany High School participated in all events this year. They had the highest number of participants in the Golden Sneaker contest, with most science classes participating. Earth Team members helped write names on posters and tally results, which was essential in convincing teachers to participate.

Next year, the focus will be on the elementary/middle/high school pipeline, with high school students working directly with middle schoolers, and organizing monthly walk and roll days on the Albany High School campus.



Students at Albany High School record student mode share with a colorful chart

### Mode Share Survey Results

Mode share data not available

### Enrollment and Demographics

Enrollment	1,200	% of free & reduced lunches	25%
Grades	9-12	% of students within ½ mile	--%

## Albany Middle

### Albany Unified

Joined: Fall 2010

### Activities for 2012-2013:

Golden Sneaker Contest  
Bike to School Day  
Monthly Walk and Roll Days  
BikeMobile Visit

Albany Middle School is the only middle school in Albany. The Safe Routes to Schools program provided comprehensive support to every school in the Albany School District.

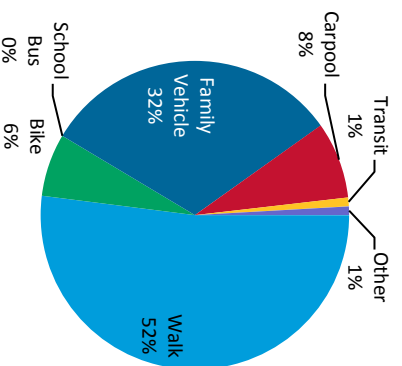
The Safe Routes program continued to work with the Green Team at Albany Middle School, presenting at their lunch time meetings and working with the youth leadership on delivering program events and activities. They consistently held monthly Walk and Roll to School Days, and several of the major events including the Golden Sneaker Contest amongst the 6<sup>th</sup> grade classes. Students were trained to make presentations to the 6<sup>th</sup> grade classes to explain the contest, encouraged students to participate, calculated results and delivered the Golden Sneaker Trophy.



Green Team gets Walk Your Vote boxes ready for the November Walk Your Vote Walk & Roll Day

The Green Team has two high school interns, a teacher sponsor and a City of Albany Safe Routes coordinator who facilitate the club meetings. Safe Routes will continue to work with the Green Team and be part of the green efforts in Albany. Safe Routes plans to present the program to physical education teachers in the coming year.

### Mode Share Survey Results



Source: Student Hand Tallies  
N = 548

### Enrollment and Demographics

Enrollment	900	% of free & reduced lunches	26%
Grades	6-8	% of students within ½ mile	--%

## Cornell Elementary

### Albany Unified

Joined: Fall 2008

### Activities for 2012-2013:

International Walk and Roll to School Day  
Golden Sneaker Contest  
Bike to School Day  
Monthly Walk and Roll Days  
PTA Parent Presentation  
BikeMobile Visit

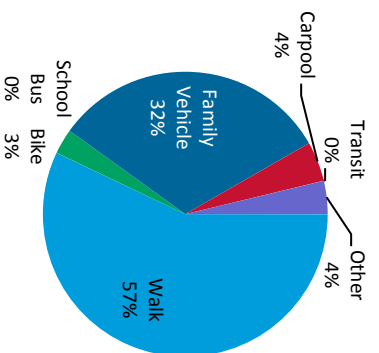
The school has been in the program since 2008.

Principal Wendy Holms is supportive of the program and works with the active Parent Champions to implement Safe Routes activities. This year, new Parent Champion Ana Rodighiero kept the program running at Cornell. New parent Iremar Bodell will take on the Champion role in the 2013-2014 school year. Iremar is an avid walker, health professional and parent of a kindergartener.

The Safe Routes program hopes to engage the Cornell community further through their Student Council and monthly community meetings.



### Mode Share Survey Results



Source: Student Hand Tallies  
N = 664

### Enrollment and Demographics

Enrollment	562	% of free & reduced lunches	14%
Grades	K-5	% of students within ½ mile	--%



## Marin Elementary

### Albany Unified

Joined: Fall 2008

### Activities for 2012-2013:

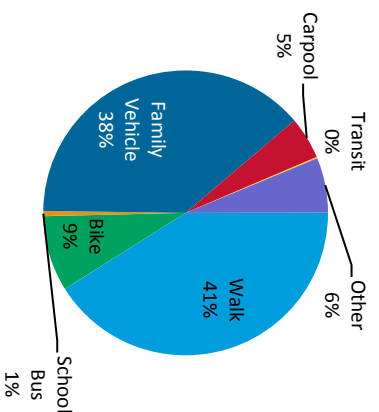
International Walk and Roll to School Day  
Carpool to School Day  
Bike to School Day  
Weekly Walking School Bus  
Monthly Walk and Roll Days  
Middle School Bike PE Course

Marin has been an active Safe Routes to Schools participant, with strong principal and champion support, since 2008. Safe Routes has built a good relationship with Principal David Kumamoto over the last two years, though he will soon be leaving and the new principal has not yet been identified.

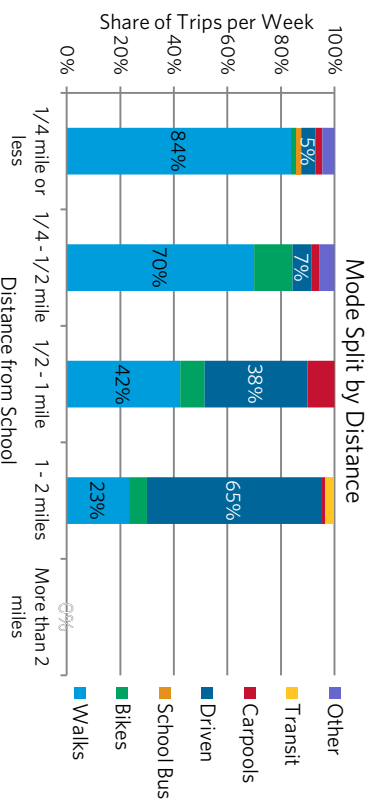
The Parent Champions are very involved; Ken has been the lead Champion for several years and has been grooming the next Champion, Tomo, in preparation for his departure in another year. They organize monthly Walk and Roll Days, and participated in three of the major events this year. They also participated in the Drive your Bike program via physical education classes.

The school has Safe Routes built into their PTA structure which is very practical and has many benefits. Marin Parent Champions are strong voices on the Albany Task Force, where the Champions actively participate, share ideas and give support to one another.

### Mode Share Survey Results



Source: Student Hand Tallies  
N = 690



Source: Parent Surveys  
N = 47

### Enrollment and Demographics

Enrollment	512	% of free & reduced lunches	12%
Grades	6-8	% of students within ½ mile	66%

Ocean View Elementary

Albany Unified

Joined: Fall 2008

- Activities for 2012-2013:**
- International Walk and Roll to School Day
  - Golden Sneaker Contest
  - Bike to School Day
  - Walking School Bus
  - Monthly Walk and Roll Days
  - Safe Routes Puppet Show
  - Educator Guide
  - Middle School Bike PE Course
  - BikeMobile Visit

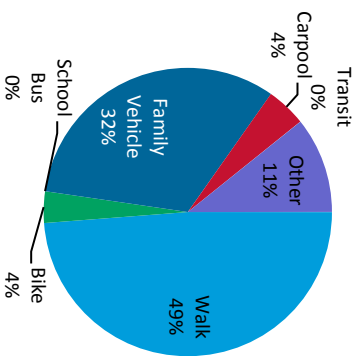
Ocean View Elementary has a history of dedicated parent champions and principal support. Parent Champions Anne Hsu and Sarah Oldershaw shared coordinating efforts this year with International Walk and Roll to School Day, the Golden Sneaker Contest, monthly Walk and Roll Days, and Bike to School Day. The Walking School Buses at Ocean View tend to be more informal due to the large number of families that live so close. Some families travel from further away and need to cross intersections can be uncomfortable for students.



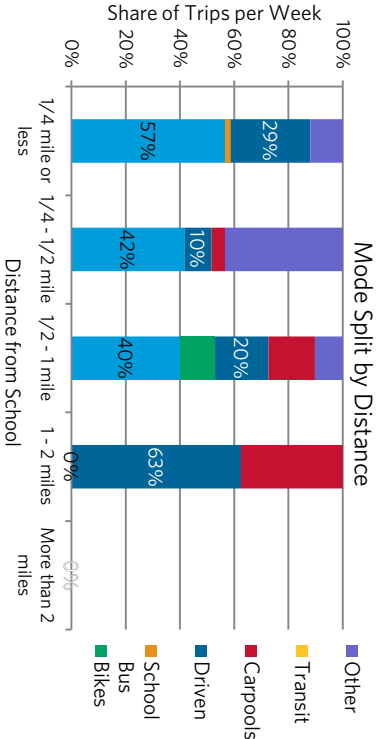
Staff and admin are very supportive of the program and are eager to get more students walking and riding to school. Ocean View had a great time with the Cycles of Change Drive Your Bike program.

Racks are full on International Walk and Roll to School Day

Mode Share Survey Results



Source: Student Hand Tallies  
N = 652



Source: Parent Surveys  
N = 39

Enrollment and Demographics

Enrollment	583	% of free & reduced lunches	31%
Grades	K-5	% of students within 1/2 mile	58%

Berkeley Arts Magnet

Berkeley Unified

Joined: Fall 2007

Activities for 2012-2013:

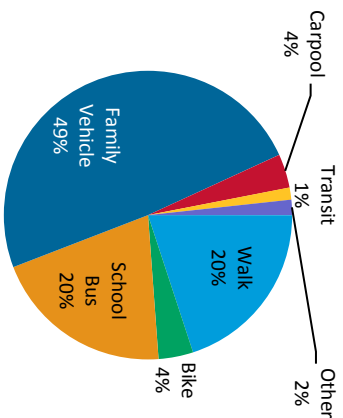
- International Walk and Roll to School Day
- Bike to School Day
- Walk and Roll Days
- Bike Rodeo / Skills Drills Bike Safety Course
- BikeMobile Visit

Berkeley Arts Magnet has been in the program since 2007 and is one of the four Berkeley schools to receive Safe Routes to Schools grant funding in 2009.

Maureen Jarrett has been a dedicated Parent Champion, who has annually coordinated International Walk and Roll to School Day and Bike to School Day. Berkeley Arts Magnet has had a long-standing relationship with Missing Link, one of the local bike shops that make generous donations in goods and human resources to Berkeley schools for Walk and Roll and Bike to School Days.

The school is currently looking for a new Champion.

Mode Share Survey Results



Source: Student Hand Tallies  
N = 1,110

Enrollment and Demographics

Enrollment	412	% of free & reduced lunches	44%
Grades	K-5	% of students within ½ mile	--%

## Cragmont Elementary

Berkeley Unified

Joined: Fall 2012

## Activities for 2012-2013:

International Walk and Roll to School Day

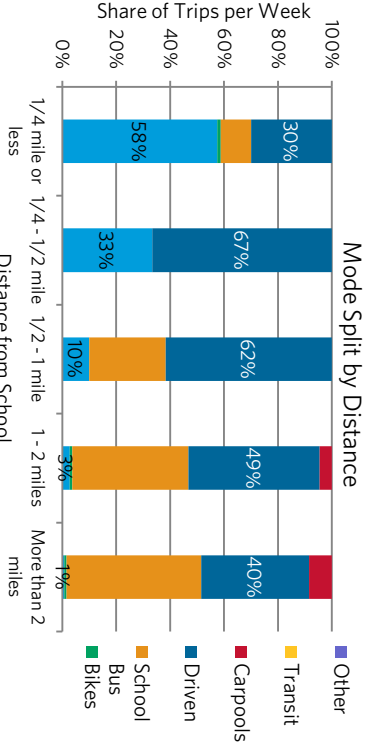
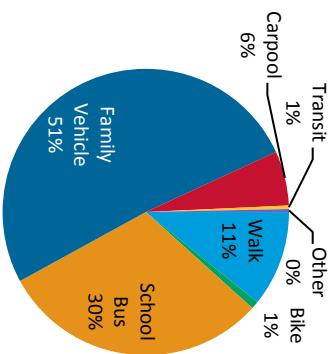
Cragmont came back on board this fall with a super Parent Champion. The school is high up in the Berkeley hills and many students take busses to school. There is great potential for a good carpool connection tool and increased walking. Parent Champion Nova Blazej coordinated International Walk and Roll to School Day and helped organize Carpool to School Day. Nova was a key at the Berkeley Task Force in organizing the Bikes in Berkeley Festival; she brought funding and great ideas to the event planning and preparation process.

Working along with Principal Evelyn Bradley, Nova put together a superb letter of concern regarding several of the intersections around the school that the Site Coordinator presented to the City of Berkeley. This resulted in a very productive informal site assessment with the City of Berkeley, Alameda County Safe Routes to Schools, school administration, and PTA representatives. Safety improvements are in progress and the goal is to complete several of them before school starts at the end of August.



Cragmont Parent Champion Nova Blazej welcomes students and families on International Walk & Roll Day

## Mode Share Survey Results



Source: Student Hand Tallies  
N = 1,512

Source: Parent Surveys  
N = 49

## Enrollment and Demographics

Enrollment	384	% of free & reduced lunches	39%
Grades	K-5	% of students within ½ mile	26%

Jefferson Elementary  
Berkeley Unified

Activities for 2012-2013:  
Bike to School Day

Joined: Fall 2007

Jefferson Elementary fully participated in the Alameda County Safe Routes to Schools program in past years. Former Parent Champion Joel Gerwein moved to Rosa Parks this year, leaving a gap in parent leadership. At a Bike Blender event, the Site Coordinator reached out to parents and identified Andrew Graham as the school's new Parent Champion for next year. He bikes to school with his children every day and is very excited to champion the program.



The school will be in the midst of major construction next year and there are great opportunities for the school to benefit from the impact of Safe Routes programming.

This year at Jefferson we learned an important lesson: even at schools that are perceived to have a strong program, if there is not a School Champion who has the support and resources from a Safe Routes staff person, a successful program can easily break down.

Mode Share Survey Results

Mode share data not available

Enrollment and Demographics

Enrollment	329	% of free & reduced lunches	37%
Grades	K-5	% of students within ½ mile	--%



Malcolm X Elementary

Berkeley Unified

Joined: Fall 2007

Activities for 2012-2013:

- International Walk and Roll to School Day
- Golden Sneaker Contest
- Bike to School Day
- Monthly Walk and Roll Days
- Safe Routes Puppet Show
- PTA Parent Presentation
- Bike Rodeo / Skills Drills Bike Safety Course
- BikeMobile Visit

Malcolm X has been in the program since 2007 and was one of four schools awarded a Safe Routes to Schools infrastructure grant in 2009, which will be completed by fall 2013. Melissa Keally is a strong Parent Champion and found support from other parents who voiced interest in the program after participating in the Golden Sneaker contest. One volunteer is the father of a 1<sup>st</sup> grader, who commented:

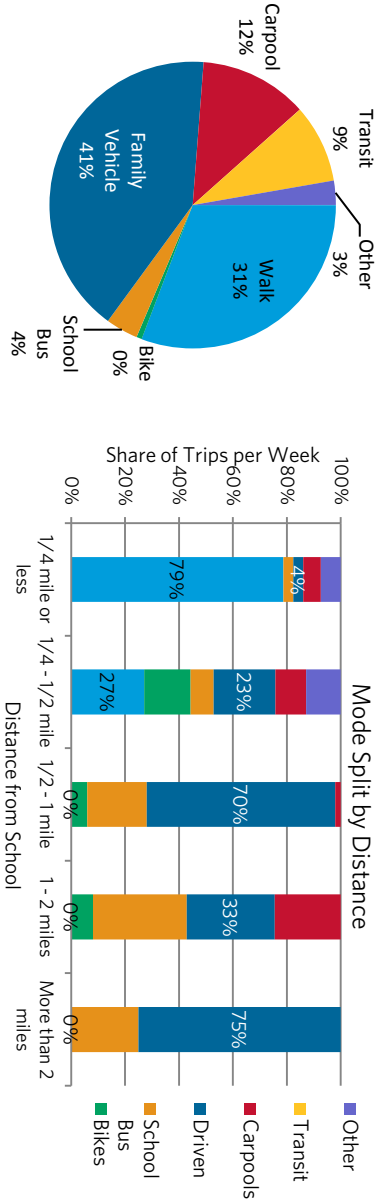
*The Golden Sneaker contest got my family riding. In fact, for one week, I didn't drive the car at all. I had always thought my total bike commute was around 5-8 miles per day, but mapping it one night that week, I discovered that my commute was more like 15 miles. Suddenly, I realized that that gym workout I was missing was now built into my day. My kids loved being on the bike, I loved the workout, and we've been riding twice as much as we did before the contest.*

Parent and students fill the bike racks to the brim on Bike to School Day at Malcolm X



Principal Hunt is very supportive of the program and embraces the program's presence and the activities brought to the school. New bike racks are slated to go in during the fall, markings have been made, and the school community is looking forward to them. The drop-off zone that Alameda County Safe Routes to Schools worked with the school to create has continued to be a success and runs on its own as part of the school culture.

Mode Share Survey Results



Source: Student Hand Tallies  
N = 330

Source: Parent Surveys  
N = 37

Enrollment and Demographics

Enrollment	461	% of free & reduced lunches	38%
Grades	K-5	% of students within ½ mile	49%

## Martin Luther King Jr. Middle

### Berkeley Unified

Joined: Fall 2010

### Activities for 2012-2013:

International Walk and Roll to School Day  
Bike to School Day  
Middle School Bike PE Course  
BikeMobile Visit

Martin Luther King Jr. Middle School is the only Berkeley middle school receiving assistance from the Alameda County Safe Routes to Schools program. This is the third year of presence at the school. Parent Champion Amber Evans was joined this year by veteran Parent Champion Joel Gerwin to bring Safe Routes events to King this year.



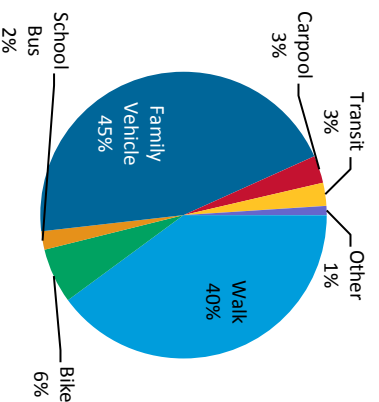
They participated in International Walk and Roll Day, Bike to School Day, and hosted a pilot Rock the Bike Pedal Power assembly to celebrate Bike month and to recognize the many students who bike to school. The Site Coordinator is also working with the City to provide additional bike racks at the school when the bike cage expands in fall 2013.

King students get smoothies blended by their pedal power on  
Bike to School Day

The sixth grade classes participated in the full Drive Your Bike and Bike Education program with Cycles of Change, and as well as had a BikeMobile visit.

The leadership teacher engaged with the program this year, and there are opportunities for more partnerships with her class as well as work with the students involved in the Green Schools Initiative. There is strong support for the program from all three vice principals.

### Mode Share Survey Results



Source: Student Hand Tallies  
N = 194

### Enrollment and Demographics

Enrollment	920	% of free & reduced lunches	39%
Grades	6-8	% of students within ½ mile	--%

Oxford Elementary

Berkeley Unified

Joined: Fall 2007

Activities for 2012-2013:  
International Walk and Roll to School Day

Oxford Elementary participated in International Walk & Roll to School Day this year. Oenone Youngblood took on the Parent Champion role last year and continued this year, however her schedule and other volunteer commitments prevented her from spending as much time on the program as she has done in the past.

The location of the school makes it difficult for families to get to school by foot or bike; Oxford would benefit from a carpool encouragement program.

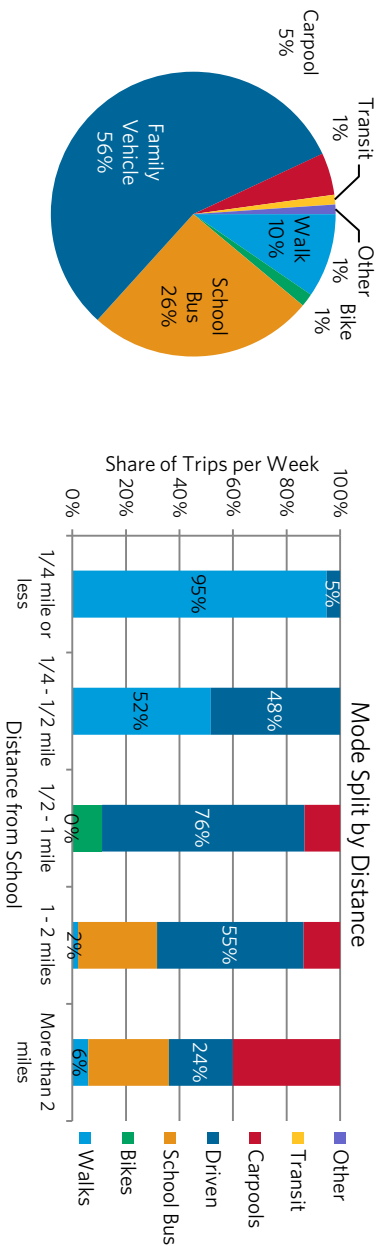
Drop-off at Oxford can be challenging. At the request of the former principal Janet Levenson, and due to City Council interest, Alameda County Safe Routes to Schools did a walk audit in 2010. This year, the Site Coordinator worked with the City to complete a few improvements: installation of one new sign, replacement and relocation of another sign, and yellow ladder-striped crosswalks at several intersections.

The principal is supportive of the Safe Routes to Schools program, and Sachu was recently identified as a new Parent Champion, who will have more time to dedicate to the program.



Students make their walk and roll count by marking the Walk & Roll mode chart

Mode Share Survey Results



Source: Student Hand Tallies  
N = 740

Source: Parent Surveys  
N = 36

Enrollment and Demographics

Enrollment	302	% of free & reduced lunches	44%
Grades	K-5	% of students within 1/2 mile	23%

Rosa Parks Magnet

Berkeley Unified

Joined: Fall 2007

**Activities for 2012-2013:**  
 International Walk and Roll to School Day  
 Bike to School Day  
 Monthly Walk and Roll Days  
 PTA Parent Presentation  
 Bike Rodeo / Skills Drills Bike Safety Course

Rosa Parks has been participating in the Safe Routes program since 2007, and was one of four Berkeley schools awarded a Safe Routes to School infrastructure grant in 2009 that should be completed this summer.

Parent Champion Joel Gerwin moved from Jefferson Elementary to Rosa Parks and spearheaded monthly Walk & Roll to School Days, working in conjunction with Parent Co-Champion Karen Parolek. Karen represented the school at Task Force meetings. Both Champions are regular bicyclists, bike advocates, and strong Safe Routes to Schools Champions.

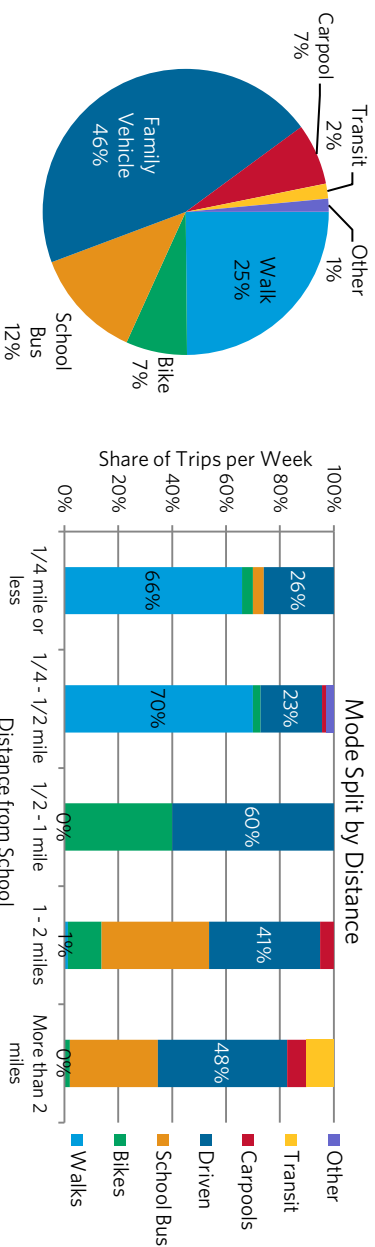
In addition to monthly Walk & Roll days, the PTA made a contribution to the Bikes in Berkeley Festival and students participated in International Walk & Roll to School, and Bike to School Day.

Many students bicycle to school and there is potential for walking groups and bike trains. Principal Paco Furlan is a strong bike advocate, commutes every day to work by bike, and fully embraces the program.



Rosa Parks students let the Chalk Talk on Bike to School Day

Mode Share Survey Results



Source: Student Hand Tallies  
 N = 542

Source: Parent Surveys  
 N = 44

Enrollment and Demographics

Enrollment	440	% of free & reduced lunches	38%
Grades	K-5	% of students within ½ mile	29%



Thousand Oaks Elementary

Berkeley Unified

Joined: Fall 2007

Activities for 2012-2013:

International Walk and Roll to School Day

Bike to School Day

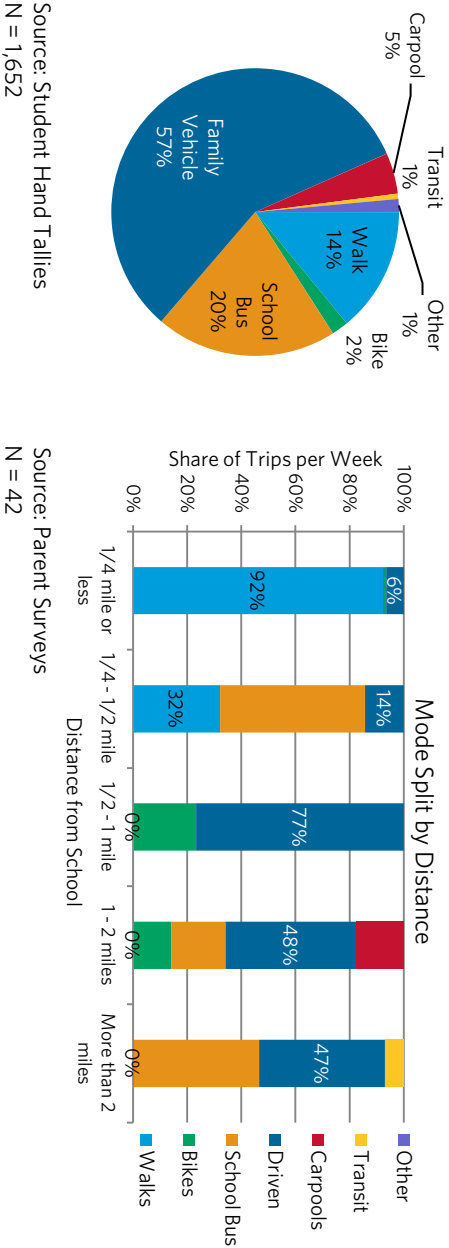
Thousand Oaks has been part of the Alameda County Safe Routes to Schools program since 2007. Gayle Hughes was the new principal this year and Safe Routes to Schools was not a priority in her first year at the school. Thanks to Lara Sita, the interim Parent Champion, Thousand Oaks continued the program by participating in International Walk and Roll to School Day and Bike to School Day.



Gayle will be leaving the school for the next school year, and she will pass information to the new principal. The Site Coordinator is in contact with the new PTA leadership and will present at the fall PTA meeting.

Thousand Oaks is one of the four schools that received 2009 Safe Routes to School infrastructure funding and projects are to be completed summer and fall of 2013.

Mode Share Survey Results



Enrollment and Demographics

Enrollment	431	% of free & reduced lunches	45%
Grades	K-5	% of students within 1/2 mile	48%



## Washington Elementary

### Berkeley Unified

Joined: Fall 2007

### Activities for 2012-2013:

International Walk and Roll to School Day  
Bike to School Day  
Monthly Walk and Roll Days  
Safe Routes Puppet Show  
Bike Rodeo / Skills Drills Bike Safety Course  
Family Cycling Workshop  
BikeMobile Visit

Washington is known for its large number of bicyclists. Even on a non-Walk & Roll or Bike to School Day, there is large community of teachers, administrators, parents and students biking to school. Thanks to Parent Champion Keira Armstrong, the numbers continue to grow with the encouragement and activities of the Alameda County Safe Routes to Schools program.

Keira Armstrong has held the Parent Champion role for two years now and does a great job of bringing activities to the school. It was Keira's idea of hosting a Family Cycling Workshop as a community event that turned into Berkeley's first Bikes in Berkeley Earth Day Festival.



Bike rodeo underway at Washington Elementary

### Mode Share Survey Results

Mode share data not available

### Enrollment and Demographics

Enrollment	425	% of free & reduced lunches	33%
Grades	K-5	% of students within ½ mile	--%

## Castro Valley Elementary

### Castro Valley Unified

Joined: Fall 2010

### Activities for 2012-2013:

International Walk and Roll to School Day  
Golden Sneaker Contest  
Bike to School Day  
Walk and Roll Days  
Safe Routes Puppet Show  
BikeMobile Visit

Parent Champion and mother of two, Dot Theodore helped Castro Valley Elementary successfully complete their third year in the Alameda County Safe Routes to Schools program. Over the years, the community has worked to get much needed infrastructure improvements on Anita Avenue to make walking and biking safer.

Castro Valley Elementary participated in their fourth International Walk and Roll to School Day. Dot also did a

remarkable job coordinating the Golden Sneaker Contest and Bike to School Day. The school also has occasional Walk & Roll to School Days. The BikeMobile was able to make two visits, one in the fall, and one in the spring. With the support of the Parent and Teacher Association and Principal Denise Hohn, Castro Valley Elementary is looking forward to adding more components of programming next year.



## Mode Share Survey Results

Mode share data not available

## Enrollment and Demographics

Enrollment	433	% of free & reduced lunches	39%
Grades	K-5	% of students within ½ mile	--%

## Stanton Elementary

### Castro Valley Unified

Joined: Fall 2011

### Activities for 2012-2013:

International Walk and Roll to School Day  
Walk and Roll Days  
Safe Routes Puppet Show  
Educator Guide

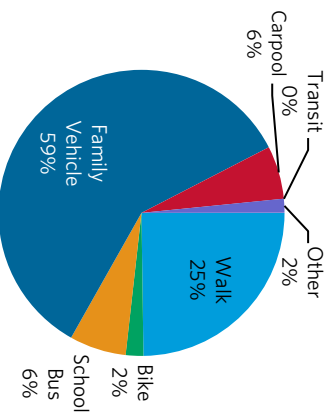
This year, Stanton Elementary completed their second year in the comprehensive Alameda County Safe Routes to Schools program. They celebrated their fourth International Walk and Roll to School Day with a visit from Alameda County Supervisor Nate Miley. This year, the students also enjoyed the "Walk & Roll" Puppet Show Assembly. With the support of Principal Jennifer Tomiita, Parent Champion and mother of two Jackie Vela did a fantastic job coordinating encouragement activities and events.

This fall School Champions made Stanton Elementary's Monthly Walk & Roll Days official by naming the first Friday of every month "Happy Feet Friday." Next year, Stanton is looking forward to connecting their annual Walk-A-Thon with other Safe Routes to Schools activities.



Students and parents on Bike to School Day

### Mode Share Survey Results



Source: Student Hand Tallies  
N = 1,206

### Enrollment and Demographics

Enrollment	437	% of free & reduced lunches	30%
Grades	K-5	% of students within ½ mile	--%

Dougherty Elementary

Dublin Unified

Joined: Fall 2011

- Activities for 2012-2013:
- International Walk and Roll to School Day
  - Carpool to School Day
  - Golden Sneaker Contest
  - Bike to School Day
  - Safe Routes Puppet Show
  - Bike Rodeo / Skills Drills Bike Safety Course
  - BikeMobile Visit

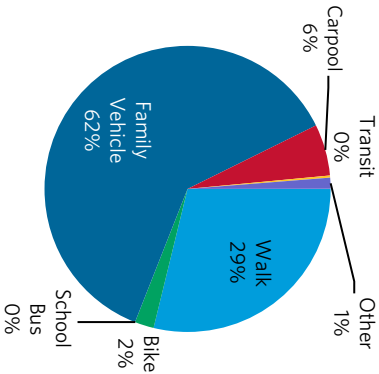
This is Dougherty's second year of active participation in the Safe Routes program. This year, Dougherty's new Principal Brett Nelson assumed the role of School Champion. Programming included including International Walk and Roll to School Day, in which teachers performed a coordinated "Pedestrian Safety Dance" routine to motivate students to walk to school that week. County Supervisor Scott Haggerty offered a prize of \$100 to the classroom with the most walkers for Walk to School Day.



Scott Haggerty's "Bike It I Like It" Essay Contest winner Anna Siu is presented with a new bike

Dougherty Elementary also participated in Carpool to School Day, two BikeMobile visits, the Puppet Show, the Golden Sneaker Contest, a Skillz Drills bike rodeo, a Bicycle Essay Contest, and two staff presentations. Bike to School Day generated over 100 student participants. The Site Coordinator worked with the student Leadership Club to create a Safe Routes to Schools bulletin board that was placed in the school library.

Mode Share Survey Results



Source: Student Hand Tallies  
N = 2,176

Enrollment and Demographics

Enrollment	713	% of free & reduced lunches	7%
Grades	K-5	% of students within ½ mile	--%

## Dublin High

### Dublin Unified

Joined: Fall 2012

### Activities for 2012-2013:

International Walk and Roll to School Day  
Carpool to School Day  
Golden Sneaker Contest  
Bike to School Day  
PTA Parent Presentation  
Bike Rodeo / Skills Drills Bike Safety Course  
BikeMobile Visit

This was Dublin High School's first year participating in the Alameda County Safe Routes to Schools program. The school has two great School Champions: Tim Sbranti, who is the Student Activities Director and the City's Mayor, and Kelly Beck, who is a History Teacher and Freshman Leadership Teacher. Efforts focused on Freshman and Upper Class Leadership, carrying out all four main events on campus, with good participation in each.

The most successful events at Dublin High this year took place during lunchtime: events with the bike blender, BikeMobile, and trivia wheel had the most energy, visibility, and excitement. Another successful tactic was to align Walk & Roll Day with Homecoming.

Students gained points for using shared or active transportation, and grades competed for the highest number of points. The Freshmen won!



Dublin High School students organized their first ever Walk & Roll to School Day in October

The Freshman Leadership class carried out a Site Assessment around campus. As a result, the City of Dublin's transportation planning department asked students to assess usage on the Iron Horse Trail that runs behind campus, with the goal of upgrading access for Dublin High students. In partnership with Freshman Leadership, Alameda County Safe Routes to Schools conducted a 'mini audit' of the trail, and found that students were climbing over a fence to access the trail each day. This greatly reduced their ability to bring bicycles to school and limited access for students with physical challenges. Students presented their work to the Director of Urban Planning, the Director of Parks & Recreation, and a School Facilities representative. Parks & Recreation is embarking on a redesign of this area and will take student input into consideration.

## Mode Share Survey Results

Mode share data not available

## Enrollment and Demographics

Enrollment	1,653	% of free & reduced lunches	10%
Grades	9-12	% of students within ½ mile	--%



## Green Elementary

Dublin Unified

Joined: Fall 2012

### Activities for 2012-2013:

International Walk and Roll to School Day  
Golden Sneaker Contest  
Bike to School Day  
Walking School Bus  
PTA Parent Presentation

In its first year of the Alameda County Safe Routes to Schools program, the main goal for Green Elementary was to reduce traffic congestion by encouraging more walking, while establishing dedicated walking routes. Ultimately, Walking School Bus recruitment efforts did not lead to a functional set of routes and group of parent volunteers this year. However, since the school has an enormous amount of potential, other strategies should be explored if an involved parent can assist with programming.



One way to recruit potential parents will be to include Safe Routes as a volunteer opportunity on the school website. The school also has an extremely successful walkathon event every year, and daily walking and biking activities should be incorporated into the walkathon's fundraising efforts.

### Mode Share Survey Results

*Mode share data not available*

### Enrollment and Demographics

Enrollment	723	% of free & reduced lunches	2%
Grades	K-5	% of students within ½ mile	--%

## Kolb Elementary

### Dublin Unified

Joined: Fall 2011

### Activities for 2012-2013:

International Walk and Roll to School Day  
 Golden Sneaker Contest  
 Bike to School Day  
 Safe Routes Puppet Show  
 PTA Parent Presentation  
 Bike Rodeo / Skills Drills Bike Safety Course  
 BikeMobile Visit

Principal Nicole Browning and Parent Champion Kristi Marleau both strongly supported Alameda County Safe Routes to Schools programming in its second year at Kolb Elementary. Highlights include a successful Golden Sneaker Contest that enabled Principal Browning to encourage parents to park and walk from a staging area, rather than parking in front of the school. This not only encouraged more exercise for students, but made the pick-up and drop-off points safer for student walkers and bikers. The contest also enabled many families who had never walked or rolled to give it a try for the first time.

Activities for the school included International Walk to School Day, two BikeMobile Visits, a Puppet Show, the Golden Sneaker Contest, a Skilz Drills event, a Pop Up Bike Festival for the School's Spring Jubilee event, a presentation for school staff, and monthly short updates from the Principal and Champion during the school's PTA meetings.

### Mode Share Survey Results

*Mode share data not available*

### Enrollment and Demographics

Enrollment	597	% of free & reduced lunches	7%
Grades	K-5	% of students within ½ mile	--%

## Murray Elementary

### Dublin Unified

Joined: Fall 2011

### Activities for 2012-2013:

International Walk and Roll to School Day  
Carpool to School Day  
Bike to School Day  
Bike Rodeo / Skills Drills Bike Safety Course  
BikeMobile Visit



Murray enjoys a Bike Rodeo as a part of its spring bike programming

Alameda County Safe Routes to Schools programming was identified as especially important at Murray Elementary, where upcoming construction will require changing school commute routes. Ericka Anderson and Gwyn Madsen, the school's two Parent Champions, took the lead on program coordination and were the direct communication link with the Principal. This resulted in successful coordination of International Walk to School Day, Carpool to School Day, Bike to School Day, the BikeMobile and Skillz Drills events. The "Spring Bike Festival" included a visit from the BikeMobile, as well as a Bike Rodeo that Principal Carrie Nerheim considered a huge success.

Given the popularity of these events, it is likely that the school will increase its level of programming next year.

### Mode Share Survey Results

*Mode share data not available*

### Enrollment and Demographics

Enrollment	406	% of free & reduced lunches	16%
Grades	K-5	% of students within ½ mile	--%

Anna Yates Elementary

Activities for 2012-2013:

Emeryville Unified

Golden Sneaker Contest  
Safe Routes Puppet Show

Joined: Spring 2013

Educator Guide  
PTA Parent Presentation  
BikeMobile Visit

Anna Yates Elementary got off the ground mid-year in the winter of 2013 after Alameda County Safe Routes to Schools staff presented at the joint City-School Board Meeting. Site Coordinator Rachel Davidman made a PTA presentation and secured two Parent Champions. The school signed up for the Puppet Show, and also participated in the Golden Sneaker Contest.

Principal Jaguanana Lathan supports the program but communication has been difficult. This is a commuter school; carpool incentives and information would be helpful to this community. The Site Coordinator is looking for a new Champion for fall 2013.

Mode Share Survey Results

Mode share data not available

Enrollment and Demographics

Enrollment	448	% of free & reduced lunches	72%
Grades	K-8	% of students within ½ mile	--%

Brier Elementary

Fremont Unified

Joined: Fall 2012

Activities for 2012-2013:

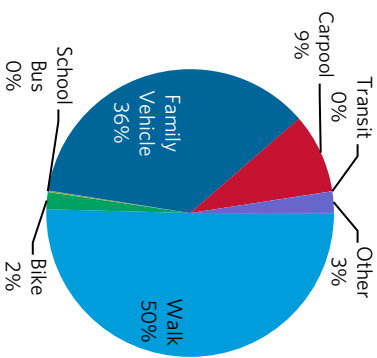
- International Walk and Roll to School Day
- Golden Sneaker Contest
- Bike to School Day
- Walk and Roll Days
- Safe Routes Puppet Show
- BikeMobile Visit

Brier Elementary was new to the Alameda County Safe Routes to Schools program this year, and Principal Julie Williams wholeheartedly embraced efforts to encourage walking and rolling at this K-6 school. She started the year by leading a group of students on International Walk and Roll to School Day. Student Council helped to coordinate the Golden Sneaker contest, with nearly every classroom in the school participating. Brier was fortunate to participate in the “Bike It-I Like It!” Essay Contest, sponsored by County Supervisor Scott Haggerty. Nearly 200 students submitted essays explaining how their community would be improved by more bicycling and offering ideas on how to motivate their fellow classmates to pedal to school. Principal Williams is a great role model and can often be seen riding to school on the new bicycle she got for her birthday this year. In the coming year, the Site Coordinator hopes to complement the strong principal and teacher support for the program by involving more parents directly in activities planning.



County Supervisor Scott Haggerty at the Bike It - I Like It! Essay Contest Awards

Mode Share Survey Results



Source: Student Hand Tallies  
N = 1,200

Enrollment and Demographics

Enrollment	681	% of free & reduced lunches	56%
Grades	K-6	% of students within ½ mile	--%



## Irvington High

### Fremont Unified

#### Joined: Spring 2013

#### Activities for 2012-2013:

Golden Sneaker Contest  
Bike to School Day

Irvington High School joined the program in spring semester 2013. The School Champion is Vice Principal Jay Jackson, a committed, communicative, and consistent administrator who was excited about participating in the program. Irvington High was voted the Greenest School in Alameda County several years back, and Mr. Jackson would like for the school to “truly live up to that name!”

This year, Irvington participated in the Golden Sneaker contest, had a visit from the BikeMobile, and hosted Bike to School Day. Mr. Jackson facilitated each event, and they each had mid-level participation, which is great for starting mid-year. He’s dedicated to beating his numbers next year.

A dedicated youth leader named David Masterson made Safe Routes to Schools his senior project. He was very helpful during the BikeMobile visit, speaking with students about the program as they arrived.

The City of Fremont supported Bike to School Day with a \$50 Safeway gift card for breakfast snacks. The Site Coordinator looks forward to expanding the program next year to work with the Leadership classes in order to have a wider reach on campus, but this year was a great start.



Vice Principal Jay Jackson welcomes a teacher to campus who participated in their first ever Bike to School Day

#### Mode Share Survey Results

*Mode share data not available*

#### Enrollment and Demographics

Enrollment	2,129	% of free & reduced lunches	18%
Grades	9-12	% of students within ½ mile	--%

## James Leitch Elementary

Fremont Unified

Joined: Fall 2011

### Activities for 2012-2013:

International Walk and Roll to School Day  
Golden Sneaker Contest  
Walk and Roll Days  
Safe Routes Puppet Show

James Leitch Elementary is a kindergarten through second grade school of over 770 students with a large Mandarin-speaking population. First grade teacher Linda Lorenz, whose classroom last year won the Golden Sneaker Contest, stepped up as School Champion for 2012-13. She organized International Walk and Roll to School Day and additional Walk and Roll to School Days throughout the year - each time doing a mode tally chart and handing out pencils to participating students. For the second year in a row, James Leitch participated in both the Golden Sneaker Contest and the Puppet Show Safety Assembly. In the coming year, Safe Routes staff hopes to complement the strong principal and teacher support for the program by involving more parents directly in planning activities.



Strong principal and teacher support lead the efforts at Leitch Elementary

### Mode Share Survey Results

Mode share data not available

### Enrollment and Demographics

Enrollment	789	% of free & reduced lunches	5%
Grades	K-2	% of students within ½ mile	---%

Mattos Elementary

Fremont Unified

Joined: Fall 2012

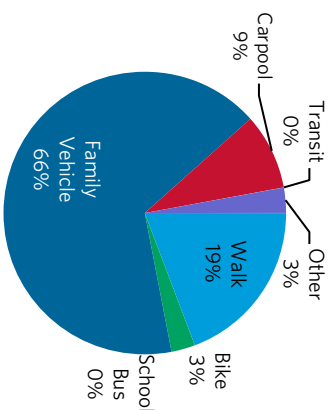
- Activities for 2012-2013:
- International Walk and Roll to School Day
  - Golden Sneaker Contest
  - Bike to School Day
  - Walking School Bus
  - Monthly Walk and Roll Days
  - BikeMobile Visit

Last school year, parent Marie Rohner introduced Safe Routes to Mattos, but could not garner enough support for the school's participation. With continuing dedication, she found a great School Champion this year with physical education teacher Melissa Maddon. Melissa started Mattos' Adventure and Exercise club, where students meet up once a week for an hour of exercise and games. They also meet up one Saturday a month for a hike, bike ride, or do another activity. Melissa organizes Walk & Roll to School Days to coincide with the Mattos' spirit days, so students who meet up for the group walk each month have the added fun of parading together in fun outfits. Mattos also had two BikeMobile visits and participated in the Golden Sneaker Contest and Bike to School Day. Mattos will have a new principal in 2013-2014, which may affect support for the program moving forward.

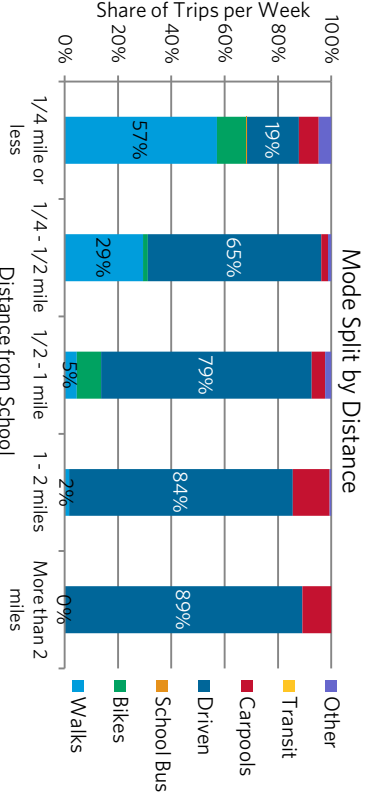


This group enjoyed a morning stroll during their monthly Walk and Roll to School Day

Mode Share Survey Results



Source: Student Hand Tallies  
N = 586



Source: Parent Surveys  
N = 119

Enrollment and Demographics

Enrollment	532	% of free & reduced lunches	9%
Grades	K-6	% of students within ½ mile	48%

## Niles Elementary

Fremont Unified

Joined: Fall 2011

### Activities for 2012-2013:

Golden Sneaker Contest  
Bike to School Day  
Weekly Walking School Bus  
Walk and Roll Days

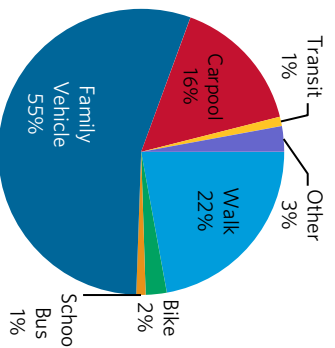
This year Niles Elementary held a robust series of walking and rolling activities. Parent Kathy Davies originally became involved with Alameda County Safe Routes to Schools to form Walking School Busses and had already helped set up two routes at the school. She was very active in increasing the school's participation; she organized a Walk and Roll to School Day, Golden Sneaker Contest and Bike to School Day. The student council made promotional materials and every student that participated autographed a poster, which also served as a tally.

In the coming year, she plans to add more Walking School Bus routes, have at least one activity a month, and include articles about the benefits of walking and rolling in the school's bi-weekly newsletter.

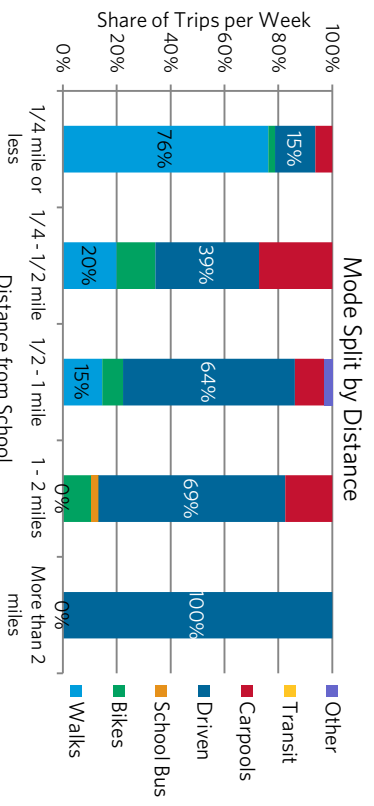


Families ride together on Bike to School Day

### Mode Share Survey Results



Source: Student Hand Tallies  
N = 1,146



Source: Parent Surveys  
N = 51

### Enrollment and Demographics

Enrollment	567	% of free & reduced lunches	13%
Grades	K-6	% of students within ½ mile	30%

## O.N. Hirsch Elementary

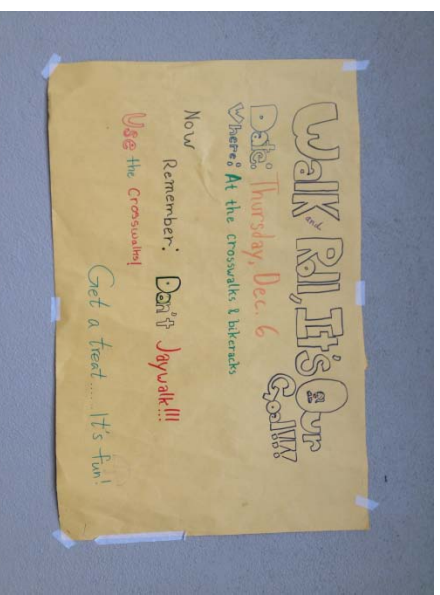
Fremont Unified

Joined: Fall 2011

### Activities for 2012-2013:

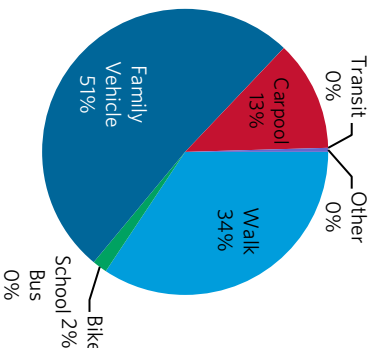
International Walk and Roll to School Day  
Golden Sneaker Contest  
Walk and Roll Days  
BikeMobile Visit

With the departure of last year's teacher Champion, incoming sixth grade teacher Monalissa Cruz took on the responsibility. The Alameda County Safe Routes to Schools Site Coordinator worked with her students to promote and execute the Golden Sneaker contest. They also helped address safety concerns around the school; many students are dropped off across the street from school and use the nearby speed humps to cross in the middle of the street. After hanging posters encouraging use of the crosswalk, her students celebrated a Walk and Roll to School Day by standing at the corner and handing out treats to fellow students who used the crosswalk. Hirsch will finish the school year with a visit from the BikeMobile as part of the end-of-the year Field Day. The school will have a new principal in the 2013-2014 school year.

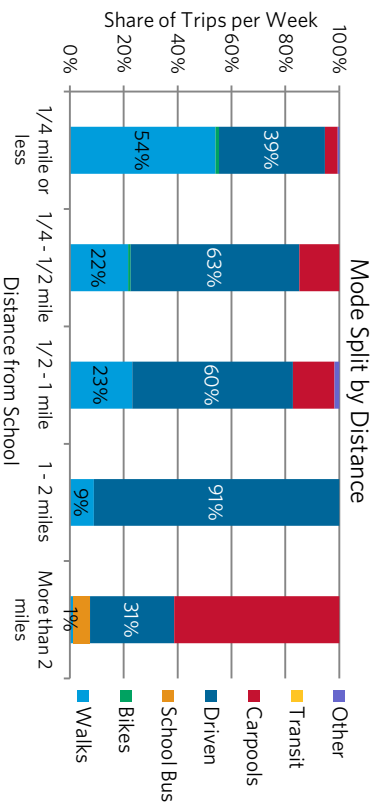


Where jaywalking is an issue, Hirsch students remind each other to be safe and use the crosswalk

### Mode Share Survey Results



Source: Student Hand Tallies  
N = 658



Source: Parent Surveys  
N = 139

### Enrollment and Demographics

Enrollment	480	% of free & reduced lunches	28%
Grades	K-6	% of students within ½ mile	69%



Oliveira Elementary

Fremont Unified

Joined: Fall 2012

Activities for 2012-2013:  
International Walk and Roll to School Day  
Golden Sneaker Contest  
Bike to School Day  
Walking School Bus  
Walk and Roll Days  
BikeMobile Visit

In its first year of participation, Oliveira Elementary went above and beyond with Safe Routes activities. Secretary Anne Damron encouraged Principal Linda Anderson to join the program, and in short order Safe Routes information was added to the parent handbook and a group walk organized for International Walk and Roll to School Day.



The Golden Sneaker Contest got parents, students, and teachers walking to school together

Activities throughout the year were coordinated by the Student Ambassadors, under the enthusiastic guidance of Teacher Champion Ian Squibb. Additional Walk and Roll to School Days saw children parading to school from their group walks holding up signs saying with slogans like “Walk and Talk” and “Save the Earth, Be Healthy and Walk!” Each day for a week of the Golden Sneaker Contest, Teacher Champion Squibb met with students to walk with them and their parents. Inspired after hearing about the Bike Elves activity that had taken place at other Safe Routes schools in Santa Clara, he secretly decorated all 63 bicycles that were in the racks for Bike to School Day, to the delight and surprise of the students who made the effort to ride. A walk audit is planned for the coming school year.

Mode Share Survey Results

Mode share data not available

Enrollment and Demographics

Enrollment	646	% of free & reduced lunches	28%
Grades	K-6	% of students within ½ mile	--%

## Parkmont Elementary

Fremont Unified

Joined: Fall 2011

### Activities for 2012-2013:

International Walk and Roll to School Day  
Golden Sneaker Contest  
Bike to School Day  
Monthly Walk and Roll Days  
PTA Parent Presentation  
Bike Rodeo / Skills Drills Bike Safety Course  
BikeMobile Visit

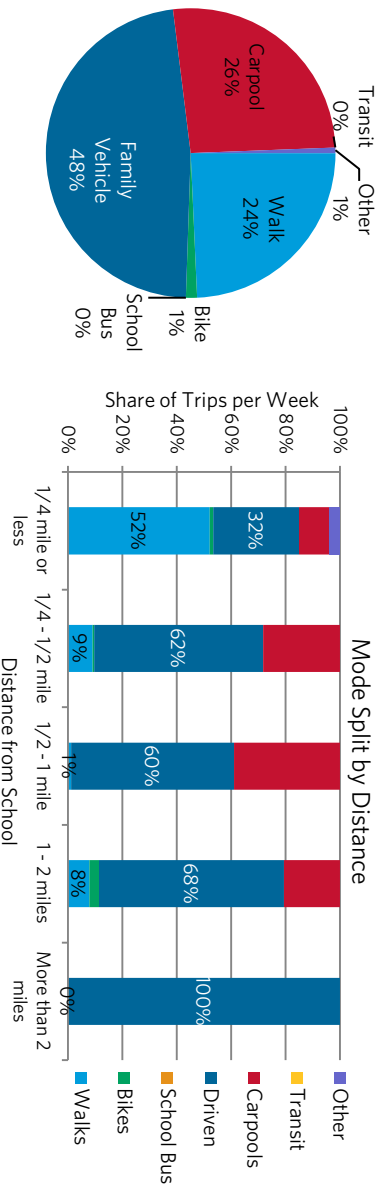
With the help of committed Parent Champion Malini Kumar, Parkmont Safe Routes to Schools programming continues to grow. She again worked with teacher Mike Hall and fifth and sixth grade Student Council representatives to coordinate monthly "Walk to School Wednesdays." Based on the work they'd done together, Malini and the Parkmont PTA nominated their Safe Routes Site Coordinator, Carrie Harvilla, for a Fremont PTA Council Continuing Service Award, which was presented at the annual district-wide Founder's Day event.



An orange juice toast to students who arrived by bike at Parkmont Elementary

As a kickoff to summer vacation, County Supervisor Scott Haggerty is awarding bicycles to the winners of the "Bike It-I Like It!" Essay Contest during the end-of-the-year assembly. Principal Marianne Schmidt is a strong supporter of the Alameda County Safe Routes to Schools program, and in the coming year, she hopes to work with partners to improve Parkmont's bike cage for the increasing number of students arriving to school on two wheels.

### Mode Share Survey Results



Source: Student Hand Tallies  
N = 1,624

Source: Parent Surveys  
N = 139

### Enrollment and Demographics

Enrollment	866	% of free & reduced lunches	13%
Grades	K-6	% of students within ½ mile	41%

## Walters Jr. High

Fremont Unified

Joined: Fall 2011

### Activities for 2012-2013:

International Walk and Roll to School Day

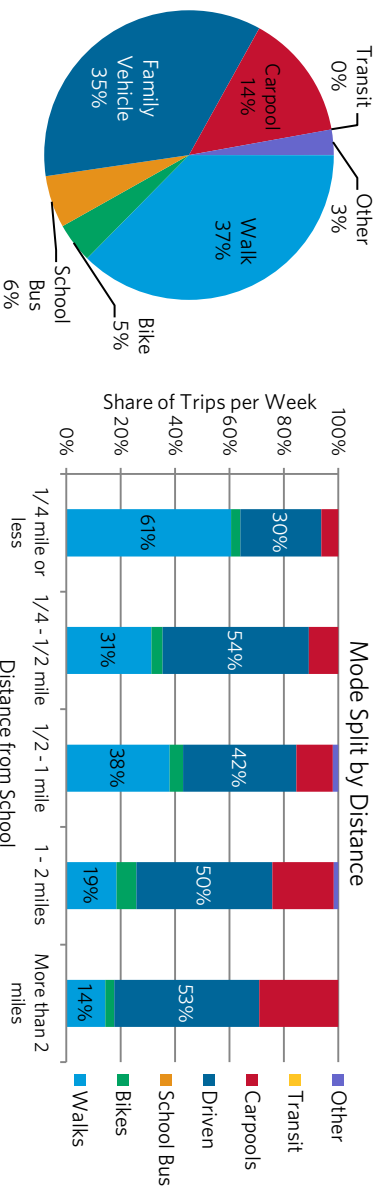
Golden Sneaker Contest

Bike to School Day

Walters Junior High continued with strong student engagement in the Alameda County Safe Routes to Schools program. Under the coordination of Teacher Champion Lisa Alves, the student leadership class organized and promoted events. Both International Walk and Roll to School Day and the Golden Sneaker Contest included group walks to school. Walters students know how to get attention from their peers for Safe Routes activities and they bring the fun: they spray-painted their own Golden Sneakers and wore them as advertising during the two weeks of the contest.

For Bike to School Day, the student participation extended beyond the leadership class; with the help of Band Director Veronica Pfeiffer, students who bicycled to school that morning were greeted by the tunes of the Walters' Band. In the coming year, both the band and the student leadership class are expected to play a big role in walking and rolling encouragement.

### Mode Share Survey Results



Source: Student Hand Tallies  
N = 2,780

Source: Parent Surveys  
N = 246

### Enrollment and Demographics

Enrollment	737	% of free & reduced lunches	50%
Grades	7-8	% of students within ½ mile	31%

## Warm Springs Elementary

Fremont Unified

Joined: Fall 2011

### Activities for 2012-2013:

International Walk and Roll to School Day  
Golden Sneaker Contest  
Bike to School Day  
Walk and Roll Days

Warm Springs Elementary principal, and Safe Routes Champion, Brett Nelson was replaced this year by principal Scott Iwata. Principal Iwata has continued former principal Nelson's strong support for the program. Teacher Champion Jason Whiting and Parent Champion Aimee Hubacek organized group walks on Walk and Roll to School Days. Principal Iwata got involved, leading students to school in the morning by foot.

Warm Springs had full school participation in the Golden Sneaker Contest, coordinated by Teacher Champion Mr. Whiting's students. Both teachers and students enjoyed the competition, and Mr. Kurtz's fifth grade classroom retained the title as Golden Sneaker winners for the second year in a row.

### Mode Share Survey Results

*Mode share data not available*

### Enrollment and Demographics

Enrollment	918	% of free & reduced lunches	7%
Grades	3-6	% of students within ½ mile	--%



A friendly crossing guard

## Bret Harte Middle School

Hayward Unified

Joined: Fall 2011

### Activities for 2012-2013:

Bike to School Day  
Middle School Bike PE Course

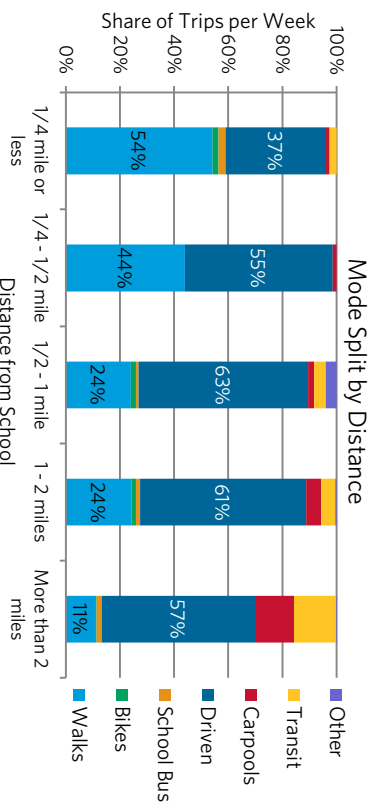
Bret Harte Middle School just completed its second year with the Alameda County Safe Routes to Schools program. It was the only school in Hayward to participate in the Cycles of Change "Drive Your Bike" physical education program, which was coordinated by PE Teacher and avid cyclist Tony Dao. With strong support from Principal Lisa Davies, the students also celebrated Bike to School Day.

Bret Harte is located on a hill near the very busy intersection of CA State Route 185 (E. 14<sup>th</sup> Street), CA State Route 238 (Foothill Boulevard), and CA State Route 92 (Jackson Street). Students, families and staff have had to endure a major construction project of this intersection for a couple of years now. Principal Davies is very excited to integrate more of the Safe Routes to Schools programming into the school culture in the 2013-2014 school year.



Students practice safe cycling skills as part of the PE program

### Mode Share Survey Results



Source: Parent Surveys  
N = 298

### Enrollment and Demographics

Enrollment	628	% of free & reduced lunches	64%
Grades	7-8	% of students within ½ mile	24%



## Burbank Elementary

### Hayward Unified

Joined: Fall 2011

### Activities for 2012-2013:

International Walk and Roll to School Day  
Carpool to School Day  
Bike to School Day  
Weekly Walking School Bus  
Monthly Walk and Roll Days  
Safe Routes Puppet Show  
BikeMobile Visit

Burbank Elementary, one of the largest schools in Hayward, just finished their second year in the Alameda County Safe Routes to Schools program. Located in the residential area near the Hayward BART station, the school is situated between busy arterials, A Street and Winton Avenue, and the school grounds are connected to Cannery Park. Parent Center Coordinators and School Champions Maria Haro and Claudia Cartegena continued to coordinate activities and events, where they often provided Safe Routes materials in English and Spanish and served as translators.



Council Member Mark Salinas hands out pencils for Walk & Roll to School Day

Burbank holds monthly Walk & Roll to School Days on the third Wednesday of every month. Maria and Claudia did a great job of providing support to the families that participate in the Walking School Bus program. This year they started off strong with a visit from Hayward City Councilman, Mark Salinas on International Walk & Roll to School Day. Burbank also celebrated Carpool to School Day and Bike to School Day.

### Mode Share Survey Results

Mode share data not available

### Enrollment and Demographics

Enrollment	762	% of free & reduced lunches	82%
Grades	K-6	% of students within ½ mile	--%

Cherryland Elementary

Hayward Unified

Joined: Fall 2009

- Activities for 2012-2013:
- International Walk and Roll to School Day
- Golden Sneaker Contest
- Bike to School Day
- Weekly Walking School Bus
- Walk and Roll Days
- Safe Routes Puppet Show
- PTA Parent Presentation
- Family Cycling Workshop
- BikeMobile Visit

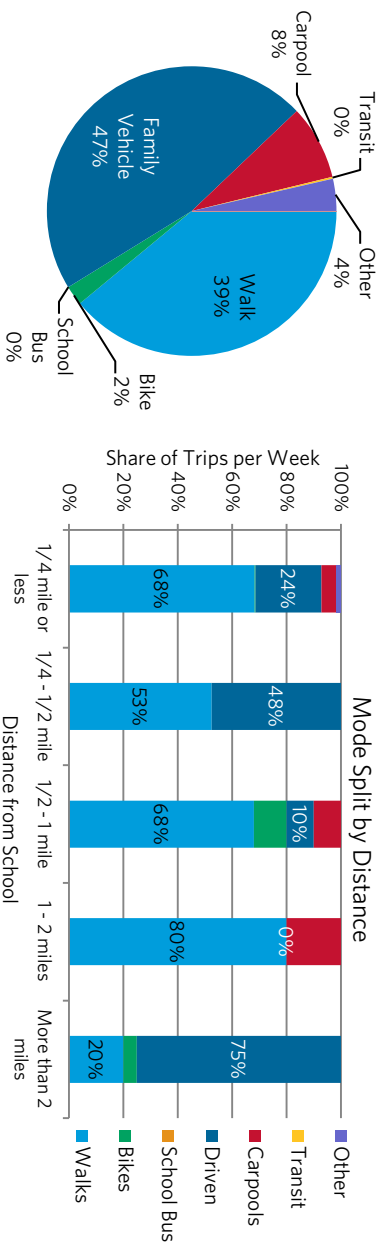
This was Cherryland Elementary’s fourth year in the Safe Routes to Schools program. Cherryland has a large Latino enrollment and is located in Unincorporated Alameda County.

In his first year, Principal Itoco Garcia continued to make safe walking and biking to school a priority. Cherryland has celebrated International Walk and Roll to School Day every year since 2009. This year they added the Puppet Show Assembly, Golden Sneaker Contest, Bike to School Day, a BikeMobile visit, and a Family Cycling Workshop. Many of these events were held in collaboration with Project EAT (Educate. Act. Thrive.), where they offered a healthy treat for the

students who participated. A Walking School Bus training was held with the help of Parent Champion Salena Schilling and Community Liaison Maria Reyes, resulting in 15 routes set up.

Alameda County Supervisor Nate Miley and his office are strong supporters of the Alameda County Safe Routes to Schools. His staff represents Cherryland as a part of the Unincorporated Alameda County.

Mode Share Survey Results




Source: Student Hand Tallies  
N = 1,000

Source: Parent Surveys  
N = 56

Enrollment and Demographics

Enrollment	782	% of free & reduced lunches	86%
Grades	K-6	% of students within ½ mile	71%



## Eden Gardens Elementary

Hayward Unified

Joined: Fall 2011

### Activities for 2012-2013:

International Walk and Roll to School Day

Bike to School Day

Walk and Roll Days

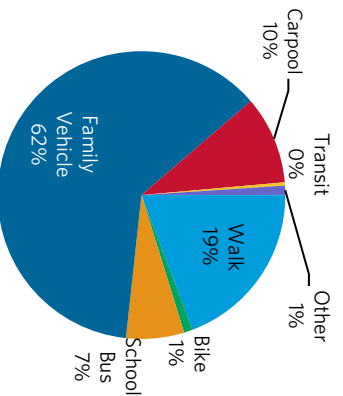
BikeMobile Visit

In their second year of the program, Eden Gardens Elementary celebrated International Walk and Roll to School Day and Bike to School Day. This year, they had their first BikeMobile visit, where about 20 bikes were repaired. Parent Center Coordinator, Luz Ochoa, continued in her role as School Champion and organized the Safe Routes events and activities with support from Principal Gary Dobbs. The school also has occasional Walk & Roll to School Days. A neighborhood school, Eden Gardens already has a lot of families that walk to school every day, and wants to encourage others who are within proximity to do the same. They are looking forward to next year, where they hope to have more parent involvement to help with expanding the program.



Bike Mobile visit, where the kindergarten class' tricycles were repaired too

### Mode Share Survey Results



Source: Student Hand Tallies  
N = 1,336

### Enrollment and Demographics

Enrollment	581	% of free & reduced lunches	58%
Grades	K-6	% of students within ½ mile	--%

## Harder Elementary

Hayward Unified

Joined: Fall 2012

### Activities for 2012-2013:

International Walk and Roll to School Day  
Golden Sneaker Contest  
Bike to School Day  
Monthly Walk and Roll Days  
Safe Routes Puppet Show  
PTA Parent Presentation  
Bike Rodeo / Skills Drills Bike Safety Course  
BikeMobile Visit

Harder Elementary is a good example of how a school can thrive in the Safe Routes program when it is supported by administration, staff, and parents. Rosemary Vasquez, Parent Center Coordinator, was familiar with the Alameda County Safe Routes to Schools program, and did a great job coordinating various activities for the Harder Community. They celebrated International Walk and Roll to School Day, the Golden Sneaker Contest, and Bike to School Day. Students also participated in Monthly Walk & Roll to School Days on the first Wednesday of every month, where they would check in and mark on the mode chart how they got to school.



Sal explains what repairs need to be made to two students

A highlight from this year is from the school's first BikeMobile visit, where Vice Principal Bernardo Varela and Principal Hector Garcia, whom often ride to school, got their bikes repaired. Next year, Harder hopes to introduce the Walking School Bus program to the many families and students who walk to school every day.

### Mode Share Survey Results

*Mode share data not available*

### Enrollment and Demographics

Enrollment	595	% of free & reduced lunches	78%
Grades	K-6	% of students within ½ mile	--%


**Ruus Elementary**  
**Hayward Unified**

**Joined: Fall 2012**

**Activities for 2012-2013:**  
International Walk and Roll to School Day

Ruus Elementary, a neighborhood school with about 600 students, is located in central Hayward. Thanks to the hard work of Principal Garry Galvan, they started their first year in the Alameda County Safe Routes to Schools program off strong, celebrating International Walk and Roll to School Day that included a visit from Hayward City Councilman Marvin Peixoto.

This school is a good example of how it is more difficult to schedule with a school when there is not a Parent Champion. The school is hopeful that they will find a Parent Champion replacement to coordinate Safe Routes activities.



**Mode Share Survey Results**

*Mode share data not available*

**Enrollment and Demographics**

Enrollment	646	% of free & reduced lunches	78%
Grades	K-6	% of students within ½ mile	--%



## Southgate Elementary

Hayward Unified


Joined: Fall 2011

### Activities for 2012-2013:

International Walk and Roll to School Day  
Walking School Bus  
Safe Routes Puppet Show  
Bike Rodeo / Skills Drills Bike Safety Course  
BikeMobile Visit

Southgate Elementary continued to thrive in the Safe Routes to Schools program despite needing a new School Champion in their second year. Alameda County Supervisor Richard Valle kicked off the program with a visit to International Walk and Roll to School Day. Principal Brian White did a fantastic job coordinating International Walk and Roll Day, the Puppet Show Assembly, and the Skills Drills Bike Rodeo.

In the spring, Parent Center Coordinator Shayla Tommila brought the BikeMobile to Southgate, where they repaired almost 25 bikes. Southgate is a community school, where many families already walk to school every day in informal Walking Buses. The hope for next year is to get more parents involved, and establish more Walking School Bus routes.



Southgate's Golden Sneaker award

## Mode Share Survey Results

Mode share data not available

## Enrollment and Demographics

Enrollment	670	% of free & reduced lunches	51%
Grades	K-6	% of students within ½ mile	--%

East Avenue Middle

Livermore Unified

Joined: Fall 2012

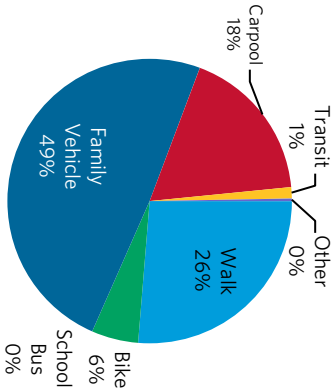
Activities for 2012-2013:

- International Walk and Roll to School Day
- Carpool to School Day
- Safe Routes Puppet Show
- PTA Parent Presentation
- BikeMobile Visit

Both a Parent Champion and a Teacher Champion were identified at East Avenue Middle School during its first year of the Safe Routes Program. The Mayor of Livermore attended the International Walk to School Day event. Other programming this year included a Carpool to School Day, the Bike Writing Contest, a BikeMobile Visit, a Walk Audit, one PTA presentation and one staff presentation.

Seven students attended the site assessment, which was held at the school while the "Make Trax" curriculum was being taught. Although staff participation was significant, next year's goal will be to generate a measurable increase the number of walkers, rollers and carpoolers, as well as work with the City and District to initiate infrastructure improvements around the school.

Mode Share Survey Results



Source: Student Hand Tallies  
N = 702

Enrollment and Demographics

Enrollment	624	% of free & reduced lunches	34%
Grades	K-5	% of students within ½ mile	--%

Emma C. Smith Elementary  
Livermore Unified

Activities for 2012-2013:  
Signed up for the program but did not participate  
in 2012-2013 activities

Joined: Fall 2011

Emma Smith Elementary participated in the 2011-2012 Safe Routes program, hosting International Walk and Roll to School Day and the Golden Sneaker Contest.

The school and was selected to renew their participation in the 2012-2013 school year program. However, the principal was the school's Safe Routes School Coordinator, and he left at the end of the 2011-2012 school year. Despite efforts from the Site Coordinator, Emma Smith Elementary did not participate in any events in the 2012-2013 school year.

Mode Share Survey Results

No data available

Enrollment and Demographics

Enrollment	718	% of free & reduced lunches	10%
Grades	K-5	% of students within ½ mile	--%

## Jackson Avenue Elementary

### Livermore Unified

Joined: Fall 2012

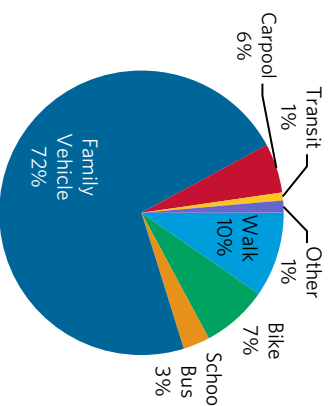
### Activities for 2012-2013:

International Walk and Roll to School Day  
Bike to School Day  
Safe Routes Puppet Show  
PTA Parent Presentation  
Bike Rodeo / Skills Drills Bike Safety Course  
BikeMobile Visit

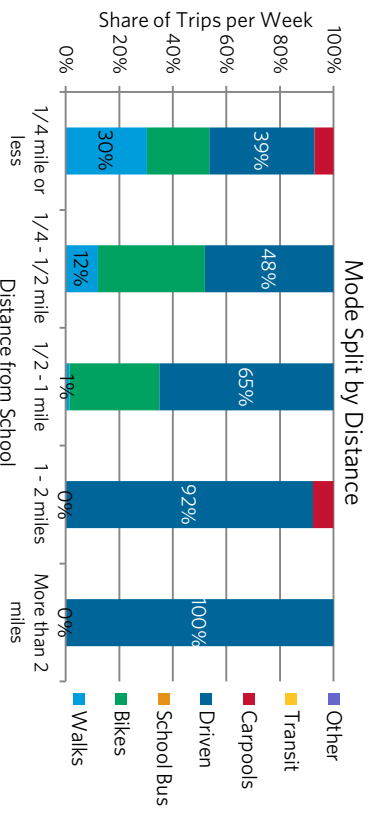
This school year was the first year Jackson Elementary participated in the Alameda County Safe Routes to Schools program. The school successfully promoted Walk and Roll to School Day, and the Livermore Valley Joint Unified School District Superintendent Kelly Bowers and School Board member Anne White made an appearance. Additional activities included the Bike Writing Contest, a BikeMobile visit, a Puppet Show, a PTA presentation and a Skillz Drills event. The school also held a popular Bike to School Day event that had 64 student participants and the Principal joined the fun by riding to school.

Jackson Avenue Elementary is poised to continue building its program and next year's goal will be to contact the six parents that signed up to volunteer for the program. This will also help ensure that Safe Routes recruitment and promotion efforts are aimed at the large bilingual school population. Next year's goals include holding a Golden Sneaker Contest.

### Mode Share Survey Results



Source: Student Hand Tallies  
N = 1,098



Source: Parent Surveys  
N = 51

### Enrollment and Demographics

Enrollment	551	% of free & reduced lunches	44%
Grades	K-5	% of students within ½ mile	44%

## Junction K-8

### Livermore Unified

Joined: Fall 2011

### Activities for 2012-2013:

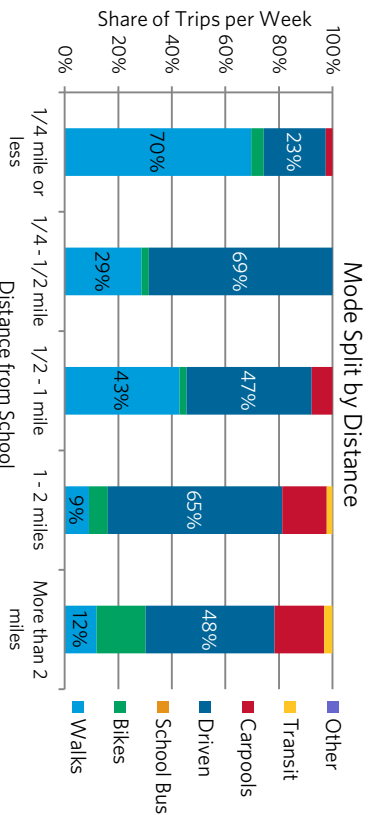
International Walk and Roll to School Day  
Carpool to School Day  
Bike to School Day  
Monthly Walking School Bus  
Monthly Walk and Roll Days  
Middle School Bike PE Course  
PTA Parent Presentation  
BikeMobile Visit

In its second year in the program, Junction's Walking School Bus program has over 12 parents volunteering and one parent agreeing to be the designated Walking School Bus Coordinator. Events this year included the Bike Writing Contest, Monthly Walk to School Days, International Walk to School Day, a BikeMobile visit, the PE program, the Skillz Drills program and a Bicycle Music Festival. Presentations were made at three parent meetings. Highlights this year included strong volunteer participation, thanks to the school's Parent Coordinator, Marycruz Fernandez, as well as to the assistance of an East Bay Bicycle Coalition Board Member, Chris Fleckner, who resides in the area. The school's first Bicycle Music Festival was held as a complement to its morning Bike to School Day event on May 9, 2013.



Junction students give thanks to the Livermore Police Department for their Safe Routes to Schools support

### Mode Share Survey Results



Source: Parent Surveys  
N = 178

### Enrollment and Demographics

Enrollment	518	% of free & reduced lunches	61%
Grades	K-8	% of students within ½ mile	37%



## Rancho Las Positas

### Livermore Unified

Joined: Fall 2011

### Activities for 2012-2013:

Golden Sneaker Contest  
PTA Parent Presentation  
Bike Rodeo / Skills Drills Bike Safety Course

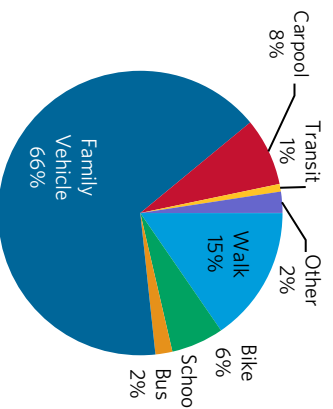
In its second year, Rancho Las Positas increased its Safe Routes programming by adding the Golden Sneaker Contest and a Bike Rodeo to its roster. The goal for next year will be to identify Parent Champions who are interested in leading walking routes. One parent has been identified for this role.

Next year's goals include holding Bike to School Day and possibly setting up monthly Walking Wednesday events, or tapping into some of the school's physical activity promotions by incorporating walking and biking as a part of the school's focus.

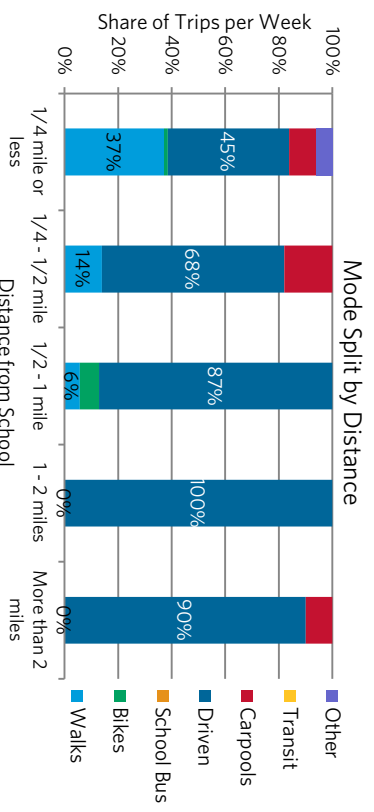


Golden Sneaker winners honored at the Livermore Joint Unified School District Board Meeting

### Mode Share Survey Results



Source: Student Hand Tallies  
N = 2,076



Source: Parent Surveys  
N = 36

### Enrollment and Demographics

Enrollment	517	% of free & reduced lunches	22%
Grades	K-5	% of students within ½ mile	57%

## John F. Kennedy Elementary

Newark Unified

Joined: Fall 2012

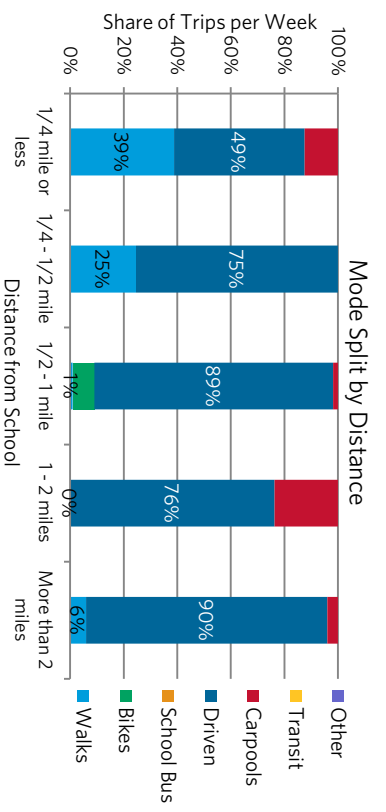
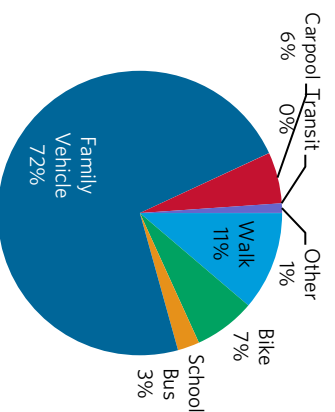
### Activities for 2012-2013:

Carpool to School Day  
Bike to School Day  
Safe Routes Puppet Show

John F. Kennedy Elementary had a good level of participation in the Alameda County Safe Routes to Schools program during the school's first year of involvement. With the assistance of School Champion (and Principal) Kathleen Waffle, the school participated in Carpool to School Day, Bike to School Day, and a Puppet Show Assembly.

The plan for next year is to recruit a new School Champion to build on the foundation laid this year.

### Mode Share Survey Results



Source: Student Hand Tallies  
N = 1,458

Source: Parent Surveys  
N = 52

### Enrollment and Demographics

Enrollment	396	% of free & reduced lunches	29%
Grades	K-6	% of students within ½ mile	31%

## Lincoln Elementary

### Newark Unified

Joined: Fall 2012

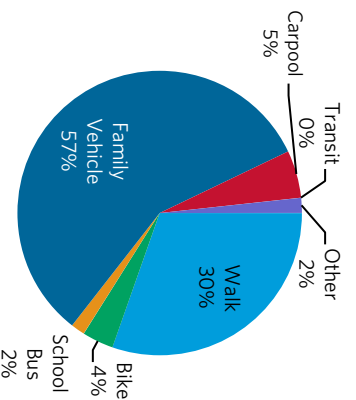
### Activities for 2012-2013:

International Walk and Roll to School Day  
Carpool to School Day  
Golden Sneaker Contest  
Safe Routes Puppet Show

Lincoln Elementary had a good level of participation the Alameda County Safe Routes to Schools program during the school's first year of involvement. With the assistance of Parent Champion Emily Knudsen, the school successfully participated in the Golden Sneaker Contest, Bike to School Day, and a Puppet Show Assembly.

Bike to School Day was a very successful event, with nearly 14 times more students, parents, and school staff bicycling to school than on average school day. The event was a success thanks to the above and beyond work of Champion Knudsen.

### Mode Share Survey Results



Source: Student Hand Tallies  
N = 1,626

### Enrollment and Demographics

Enrollment	378	% of free & reduced lunches	52%
Grades	K-6	% of students within ½ mile	--%

## Alvarado Elementary

### New Haven Unified (Union City)

Joined: Fall 2011

### Activities for 2012-2013:

International Walk and Roll to School Day  
Bike Rodeo / Skills Drills Bike Safety Course

Alvarado had a transitional year, as Principal Tracie Noreiga was transferred in the middle of the school year.

Nonetheless, teacher Champion David Martell continued to run two ten-week Bike Club sessions, including six off-campus rides, which encourage safe riding practices, bike handling skills, safest routes, cardiovascular fitness, endurance, the fun of exploring, and learning about local history, ecology, and geology. Parents of participating students learn how to support their children in riding bicycles safely. These activities were bolstered by a Skills Drills Rodeo at the Kids First after school program on campus. New principal Marcus Lam is already on board with Safe Routes for the coming school year, and supports Mr. Martell in his expanding his role as School Champion. They are planning Walking School Bus routes for the beginning of the next school year.



## Mode Share Survey Results

Mode share data not available

## Enrollment and Demographics

Enrollment	864	% of free & reduced lunches	54%
Grades	K-5	% of students within ½ mile	--%

Cesar Chavez Middle

New Haven Unified (Union City)

Joined: Fall 2011

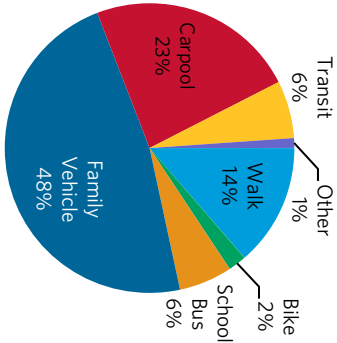
Activities for 2012-2013:

- International Walk and Roll to School Day
- Carpool to School Day
- Golden Sneaker Contest
- Bike to School Day
- Middle School Bike PE Course
- BikeMobile Visit

Cesar Chavez Middle School significantly expand programming in the 2012-2013 school year with support from new principal Anthony LaRue, who had previously encouraged Safe Routes activities as principal of Eastin Elementary. Fernando Buchner, Activities and Athletic Director, is the School Champion. He started the year off with a BikeMobile visit the welcomed the PE Bike Safety Program in the spring. The students in his leadership class did a great job coordinating all four major Safe Routes events: International Walk and Roll to School Day, Carpool to School Day, Bike to School Day, and the school's first time participating in the Golden Sneaker contest.

As an example of their excellent promotion, students handed out flyers for Carpool to School Day and spoke with parents as they waited in cars to pick up their children after school. Cesar Chavez Middle School will have a new principal in 2013-2014, which may affect support for the program moving forward.

Mode Share Survey Results



Source: Student Hand Tallies  
N = 634

Enrollment and Demographics

Enrollment	1,500	% of free & reduced lunches	61%
Grades	7-8	% of students within ½ mile	--%



Delaine Eastin Elementary

New Haven Unified (Union City)

Joined: Spring 2010

- Activities for 2012-2013:
- International Walk and Roll to School Day
  - Carpool to School Day
  - Golden Sneaker Contest
  - Bike to School Day
  - Walk and Roll Days
  - Bike Rodeo / Skills Drills Bike Safety Course
  - BikeMobile Visit

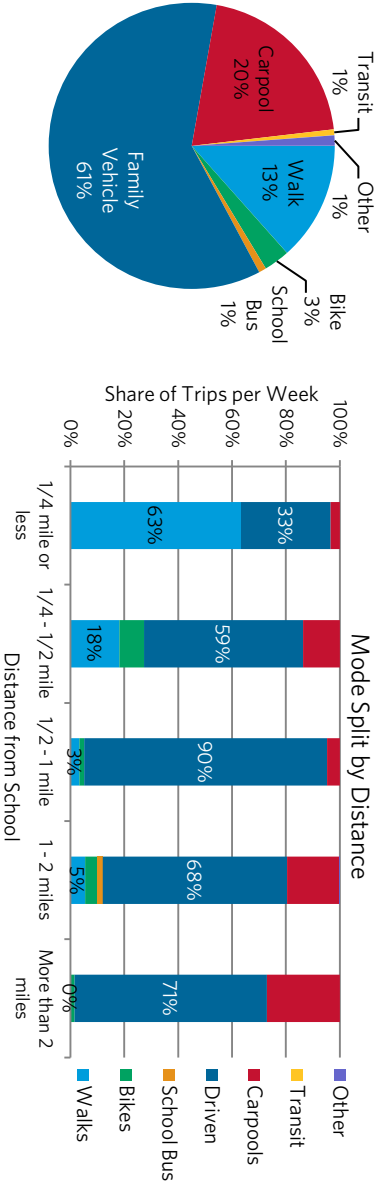
Delaine Eastin Elementary experienced changes this year with a new principal Debi Knoth (former principal at Searles Elementary where she supported Safe Routes) and the departure of last year's Teacher Champion. The first grade teachers, particularly Jenny Curnow and Sharon Zemanek stepped up to help out alongside longtime Parent Champion Kate Sprotte. Parent and Teacher Champions Kate Sprotte and Sky Baumbach, both bicyclists, worked together on many encouragement activities.

Spring brought a bevy of activities: with one of the largest Bike to School Day turnouts in the county, the event culminated in a school-wide parade of walkers, bicyclists, and scooter riders, complete with a sound system. Parents, the Principal and City engineers met in May for a Site Assessment, and one outcome is to start Walking School Busses in nearby housing developments at the start of the next school year. Activities wrapped up with a visit from the BikeMobile as part of the end-of-the year Field Day.



It's an honor to ride in the parade for Bike to School Day

Mode Share Survey Results



Source: Student Hand Tallies  
N = 1,676

Source: Parent Surveys  
N = 121

Enrollment and Demographics

Enrollment	922	% of free & reduced lunches	20%
Grades	K-5	% of students within 1/2 mile	21%

## Guy Jr. Emanuele Elementary

### New Haven Unified (Union City)

Joined: Spring 2010

### Activities for 2012-2013:

International Walk and Roll to School Day  
Carpool to School Day  
Golden Sneaker Contest  
Bike to School Day  
BikeMobile Visit

Guy Jr. Emanuele Elementary is in the Decoto neighborhood of Union City. Hardworking School Champion Gina Pacaldo, the school's dropout prevention staff, elevated the programming this year. Emanuele participated in all four of the major Safe Routes to School events: International Walk and Roll to School Day, Carpool to School Day, the Golden Sneaker Contest and Bike to School Day - the latter three were first-time events for the school.

Ms. Pacaldo lent a personal touch to programming: she wrote an oversize thank you letter to students on butcher paper after International Walk and Roll to School Day and hung it in the cafeteria for all to read.

An end-of-the-year BikeMobile visit proved so popular that a return visit is already in the works for the coming school year. With new afterschool programming provided through the New Haven Kids Zone, an Alameda County Safe Routes to Schools partner, staff hope to include lessons from the Educator's Guide in extracurricular activities in the coming year.



Mother and daughter practice their mechanic skills during a Bike Mobile visit

### Mode Share Survey Results

Mode share data not available

### Enrollment and Demographics

Enrollment	728	% of free & reduced lunches	65%
Grades	K-5	% of students within ½ mile	--%

Kitayama Elementary

New Haven Unified (Union City)

Joined: Fall 2012

Activities for 2012-2013:

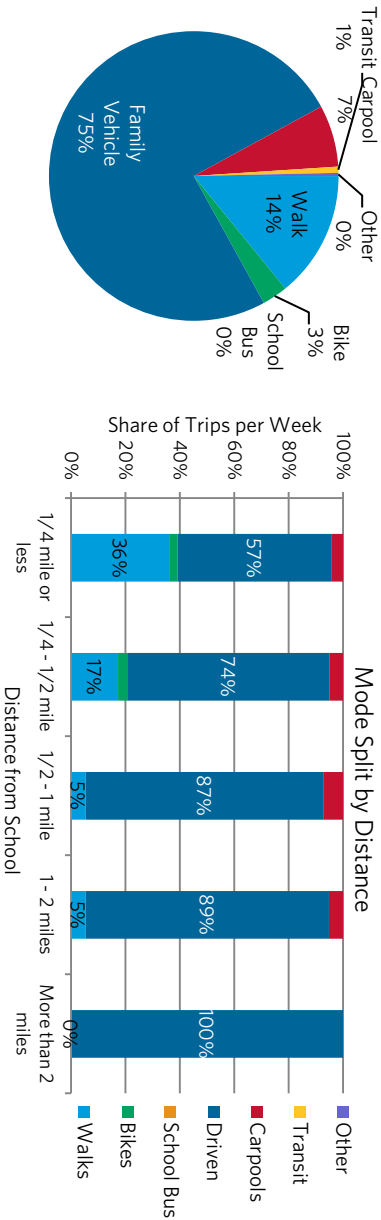
- International Walk and Roll to School Day
- Bike to School Day
- Weekly Walking School Bus
- Walk and Roll Days
- Bike Rodeo / Skills Drills Bike Safety Course



Kitayama had a transitional year, as Principal Lisa Metzinger was transferred in the middle of the school year. Before her departure, she organized International Walk and Roll to School Day and an additional Walk and Roll Day. These activities were bolstered by a Skills Drills Rodeo at the Kids First afterschool program on campus. New Principal Mikey McKelvey attended her first New Haven Safe Routes task meeting in April and followed through with Bike to School Day at Kitayama - it was so successful that she had to gather additional treats the day of the event to hand out to the high number of pedaling students.

With her new leadership, Site Coordinator Carrie Harvilla plans to work with Principal McKelvey to identify strong champions to assist her bringing rich programming to Kitayama in the coming year.

Mode Share Survey Results



Source: Student Hand Tallies  
N = 1,162

Source: Parent Surveys  
N = 161

Enrollment and Demographics

Enrollment	878	% of free & reduced lunches	45%
Grades	K-5	% of students within 1/2 mile	51%

Pioneer Elementary

New Haven Unified (Union City)

Joined: Spring 2010

Activities for 2012-2013:

- International Walk and Roll to School Day
- Golden Sneaker Contest
- Bike to School Day
- Walk and Roll Days
- Safe Routes Puppet Show
- BikeMobile Visit

In her third year as parent champion, Vanessa McDonnell coordinated a wide array of walking and bicycling activities to the school. Despite a tightening on instructional time, Principal Cheri Benefield understood the importance of Safe Routes at her school, and she worked creatively with Alameda County Safe Routes to Schools staff to welcome programming while minimizing classroom interruption. This year students competed in the third annual Golden Sneaker Contest and had a visit from the BikeMobile.

They also enjoyed a developing annual tradition: the February Healthy Hearts Walk and Roll to School Day, where students bring their Valentines about walking to school. Their third annual Bike to School Day was a success with double the number of bicycles compared to last year's event. Ms. McDonnell's student will be moving on to middle school next year, and she has already identified a new parent champion to continue her good work.



Families walked their Healthy Hearts  
Haikus to school

Mode Share Survey Results

Mode share data not available

Enrollment and Demographics

Enrollment	832	% of free & reduced lunches	38%
Grades	K-5	% of students within ½ mile	--%

Searles Elementary  
New Haven Unified (Union City)  
Joined: Spring 2010

Activities for 2012-2013:  
International Walk and Roll to School Day  
Golden Sneaker Contest  
Bike to School Day  
Walking School Bus  
Walk and Roll Days  
Educator Guide  
BikeMobile Visit

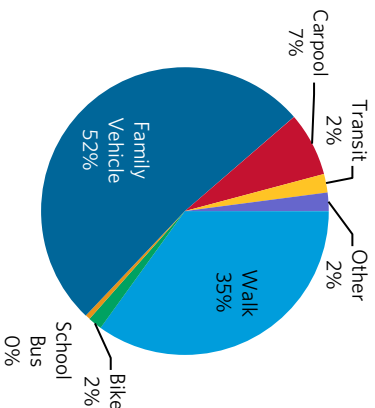
Searles Elementary was the first school in New Haven Unified to participate in Alameda County Safe Routes to Schools, starting in the 2009-2010 school year. This year, efforts of longtime Teacher Champion Vince Rosato were boosted by new principal Hui Stevens and Assistant Principal Raquel Bocage, who coordinated many events throughout the school year. After many years of occasional Walk and Roll to School Days, Searles ramped up by participating in the Golden Sneaker contest. Mr. Rosato's class helped promote the contest and tally the results. Searles prepared for Bike to School Day with a visit from the BikeMobile.

With new afterschool programming provided through an Alameda County Safe Routes to Schools partner New Haven Kids Zone, staff hopes to include lessons from the Educator's Guide in extracurricular activities in the coming year.

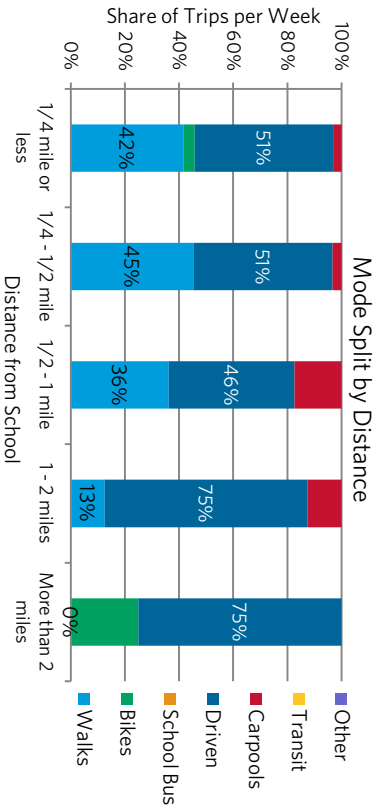


Proud owner a repaired bike complete with a new bell, thanks to the Bike Mobile

Mode Share Survey Results



Source: Student Hand Tallies  
N = 2,670



Source: Parent Surveys  
N = 64

Enrollment and Demographics

Enrollment	718	% of free & reduced lunches	65%
Grades	K-5	% of students within 1/2 mile	53%



## Achieve Academy

### Oakland Unified

Joined: Fall 2008

### Activities for 2012-2013:

International Walk and Roll to School Day  
Carpool to School Day  
Golden Sneaker Contest  
Walking School Bus  
Monthly Walk and Roll Days  
Safe Routes Puppet Show  
Bike Rodeo / Skills Drills Bike Safety Course

Achieve Academy (which shares a campus with World Academy) was very active in the program this year; noticeably more than last year in terms of programmatic participation. This year, both schools participated in International Walk and Roll to School Day, Carpool to School Day, and the Golden Sneaker Contest. The schools also held monthly Walk to School Day events, Skill Drills workshops, hosted two Puppet Shows, and established five Walking School Bus routes.

Since 2011-2012, Allison Delgado has been the School Champion at World and Achieve. She is a very resourceful champion given her role as the Program Director of the East Bay Agency for Children, an NGO that operates inside the campus. Principal Stephen Ciliono supports the program but has some reservations with promoting biking.



The Golden Sneaker Contest's winning class at Achieve

Achieve experiences higher than normal traffic in the drop-off zone during the morning hours. This condition has been an opportunity for Alameda County Safe Routes to Schools to help the school community address traffic and pedestrian safety.

The same or a slight higher level of participation from Achieve can be expected next year. One key focus would be to revamping the Walking School Bus program.

### Mode Share Survey Results

Mode share data not available

### Enrollment and Demographics

Enrollment	245	% of free & reduced lunches	96%
Grades	K-5	% of students within ½ mile	--%

## Brookfield Village Elementary

### Oakland Unified

Joined: Fall 2011

### Activities for 2012-2013:

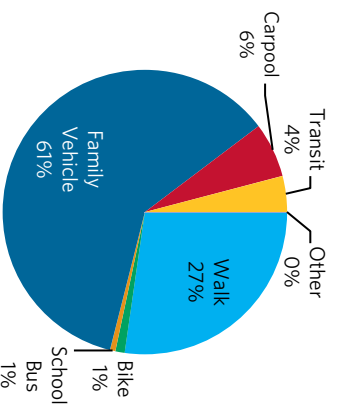
International Walk and Roll to School Day  
Safe Routes Puppet Show  
Bike Rodeo / Skills Drills Bike Safety Course

Despite being a relatively new school in the Oakland SRTS program and the departure of Parent Champion Jerry Lindsey early in the school year due to health reasons, the school has maintained a good level of participation. With the support of Principal Shirley Herrera as School Champion, the school participated International Walk and Roll to School Day, held a Skills Drills course, and hosted a Puppet Show Assembly.



Brookfield has two teachers that serve as Wellness Champions and Site Coordinator Terry Kelley-Farias will be talking Principal Herrera to potentially recruit them as School Champions next year.

### Mode Share Survey Results



Source: Student Hand Tallies  
N = 666

### Enrollment and Demographics

Enrollment	384	% of free & reduced lunches	71%
Grades	K-5	% of students within ½ mile	--%

## Community United Elementary (CUES)

### Activities for 2012-2013:

## Oakland Unified

International Walk and Roll to School Day

Carpool to School Day

Golden Sneaker Contest

Monthly Walk and Roll Days

Safe Routes Puppet Show

Bike Rodeo / Skills Drills Bike Safety Course

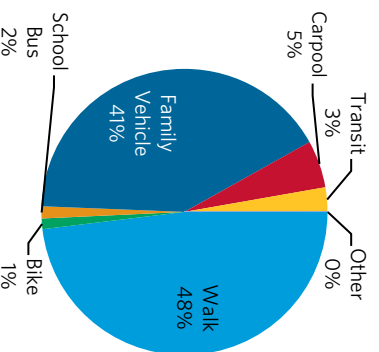
Joined: Fall 2011

Community United Elementary School was very active in the Alameda County Safe Routes to Schools program this year, having participated in three our major events (International Walk and Roll to School Day, Carpool to School Day, and the Golden Sneaker contest). The school also held a Puppet Show Assembly, a Bike Skills Drills course, and held periodic monthly Walk & Roll to School Days. The school was also the recipient of a new bike rack installation.

One of the challenges to the program at Community United is its location. The school is located at International Boulevard and 67<sup>th</sup> Avenue belonging to the Oakland Police Beat 27Y, one of the areas of East Oakland with the highest crime rates. Many families choose not to walk to/from school, or to even attend this school. Only about 25 percent of K-5 students who live in the neighborhood attend this school.

Carole Taylor, the school's Community Liaison and Wellness Champion has been the School Champion since 2011 and has done a very good job in implementing the program. Principal Monica Moreno is also very supportive of the program so it is likely to grow next year, as it has from last year.

### Mode Share Survey Results



Source: Student Hand Tallies  
N = 1,012

### Enrollment and Demographics

Enrollment	352	% of free & reduced lunches	100%
Grades	K-5	% of students within ½ mile	--%

Elmhurst Community Prep (ECP)

Oakland Unified

Joined: Fall 2011

Activities for 2012-2013:  
Walk and Roll Days  
BikeMobile Visit

Elmhurst Community Prep's participation in the Alameda County Safe Routes to Schools program decreased during the school's second year of involvement. This year the school only held occasional Walk and Roll to School Days and had a BikeMobile visit. Champion Sandy Rodriguez, Extended Learning Day teacher, could not devote as much time to the program as she did last year due an increased workload.

Next year, Sandy Rodriguez will no longer be working at Elmhurst Community Prep and the Site Coordinator is in the process of identifying her replacement. Shay Davis, the new Coordinator at the Family Center has expressed an interest in becoming the new School Champion next year.

Mode Share Survey Results

Mode share data not available

Enrollment and Demographics

Enrollment	364	% of free & reduced lunches	90%
Grades	6-8	% of students within ½ mile	--%

Hoover Elementary

Oakland Unified

Joined: Fall 2011

Activities for 2012-2013:

International Walk and Roll to School Day  
Golden Sneaker Contest  
Monthly Walk and Roll Days  
Safe Routes Puppet Show  
BikeMobile Visit

Hoover Elementary School had a good level of participation this year. The school has progressively become more involved in the program in the last two years. This year, the school organized monthly Walk & Roll to School Days, held a Puppet Show Assembly, participated in International Walk and Roll to School Day, and the Golden Sneaker Contest. The BikeMobile and bike blender were also present at the school's Heath Fair on June 6. The school was also the recipient of a new bike rack installation.



The plan for next year is to continue building on the work of the previous years. School Champion Diana Bolanos is also the school's Wellness Champion and with the new agreement with Oakland Unified School District her participation could be enhanced as a School Champion next year. No Walking School Buses are operating at this site yet, which may be implemented next year.

Also, a partnership with the West Oakland Health and Safety Collaborative could improve traffic and pedestrian safety at Hoover Elementary and in other sites in West Oakland.

Mode Share Survey Results

Mode share data not available

Enrollment and Demographics

Enrollment	321	% of free & reduced lunches	92%
Grades	K-5	% of students within ½ mile	--%



## International Community (ICS)

### Oakland Unified

Joined: Fall 2009

### Activities for 2012-2013:

International Walk and Roll to School Day  
Carpool to School Day  
Golden Sneaker Contest  
Bike to School Day  
Monthly Walking School Bus  
Safe Routes Puppet Show  
Bike Rodeo / Skills Drills Bike Safety Course

ICS had a good level of participation this year. The school participated in the Alameda County Safe Routes to Schools four mayor events. Additionally, the school held monthly Walk and Roll to School Days, hosted a Skills Drills course, a Puppet Show Assembly, and had a new bike rack installation.

A highlight from this year was the outstanding International Walk and Roll to School Day event.

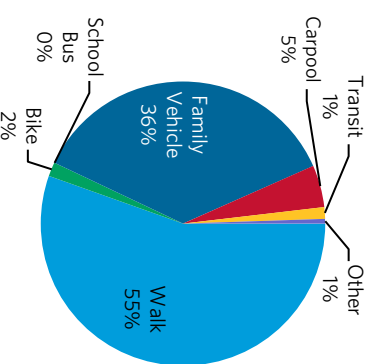
Champion Cristina Rojas went above and beyond to make it an excellent event. She made a huge poster and recruited parents, teachers, and the Principal to help out with the event. Cristina also passed out balloons to students the day before so that the students could walk with their balloons on their way to school to celebrate and be more visible to traffic.



The County's Nutrition Services Department also donated several boxes of seasonal fruit to give away to the students. Kaiser's Educational Theater Program mascot, Super Weevil, met and greeted the students. Mayor Jean Quan visited the event and helped pass out the incentives to the students.

The school's extraordinary Champion will not return next year as she is leaving the country. Principal Monica Guzman continues to be supportive of the program.

### Mode Share Survey Results



Source: Student Hand Tallies  
N = 378

### Enrollment and Demographics

Enrollment	342	% of free & reduced lunches	100%
Grades	K-5	% of students within ½ mile	--%

Joaquin Miller Elementary  
Oakland Unified

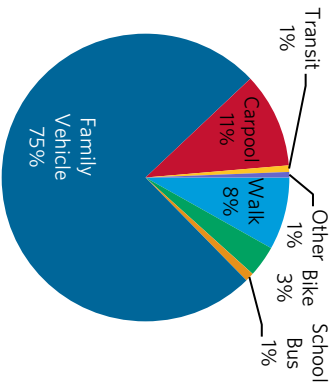
Joined: Fall 2011

**Activities for 2012-2013:**  
International Walk and Roll to School Day  
Carpool to School Day  
Walk and Roll Days  
Bike Rodeo / Skills Drills  
Bike Safety Course  
BikeMobile Visit

Joaquin Miller Elementary is located on a steep, winding street without sidewalks in the Oakland hills. The location of the school presents challenges to a walk and bike to school program. This year's Parent Champion Mindy Craig battled these challenges and attempted to generate parent support for a Walk & Roll program, but finding sufficient volunteer support was difficult. Joaquin Miller held a small number of events this year, including International Walk and Roll to School Day and Carpool to School Day.



Mode Share Survey Results



Source: Student Hand Tallies  
N = 1,620

Enrollment and Demographics

Enrollment	396	% of free & reduced lunches	19%
Grades	K-5	% of students within ½ mile	--%

La Esuelita Elementary

Activities for 2012-2013:  
No activities this year

Oakland Unified

Joined: Fall 2012

La Esuelita Elementary was accepted into the 2012-2013 Alameda County Safe Routes to Schools program but did not organize or participate any events.

Mode Share Survey Results

No data available

Enrollment and Demographics

Enrollment	279	% of free & reduced lunches	--%
Grades	K-5	% of students within ½ mile	--%

## Laurel Elementary

### Oakland Unified

Joined: Fall 2011

### Activities for 2012-2013:

International Walk and Roll to School Day  
Carpool to School Day  
Golden Sneaker Contest  
Bike to School Day  
Daily Walking School Bus  
Monthly Walk and Roll Days  
Bike Rodeo / Skills Drills Bike Safety Course  
BikeMobile Visit

Laurel Elementary, located in the ethnically and economically diverse Laurel neighborhood in Oakland, started the year strong with International Walk and Roll to School Day and a commitment to reach out to the entire school through monthly events. A walk audit identified traffic safety hazards and engaged the principal and parent community.

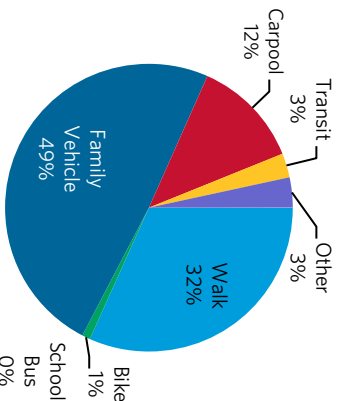
Parent Champions Brett Meleg and Joanna Katz worked closely with Principal John Stangl to build a strong Walking School Bus program, which now has six routes and has also led to a regular parent volunteer crosswalk program. Laurel was thrilled to get new bike racks this year and held their first-ever Bike to School Day in May.

Also a first for the school, strong participation in the two week Golden Sneaker contest, which succeeded in engaging all of the teachers and reaching many more parents and students about the fun, healthy activity of walking and rolling to school. We look forward to an even stronger year at Laurel in 2013 – 2014.



Walk to School Day at Laurel Elementary

### Mode Share Survey Results



Source: Student Hand Tallies  
N = 768

### Enrollment and Demographics

Enrollment	513	% of free & reduced lunches	77%
Grades	K-5	% of students within ½ mile	--%

## Lincoln Elementary

### Oakland Unified

Joined: Fall 2011

### Activities for 2012-2013:

Carpool to School Day  
Golden Sneaker Contest  
Bike to School Day  
Monthly Walk and Roll Days  
Safe Routes Puppet Show  
Bike Rodeo / Skills Drills Bike Safety Course

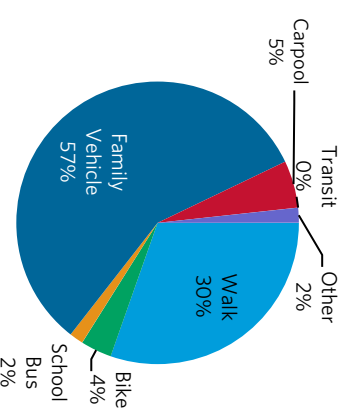
Lincoln Elementary's participation in Safe Routes to Schools was good during the school's second year of involvement in the Alameda County Safe Routes to Schools program. Parent Champions Kristin Jantzen and Jill Moran gave their energy to implement a series of events and activities at the school. Strong support of Principal John Melvin also facilitated implementation of the program.

Lincoln participated in International Walk and Roll to School Day, Carpool to School Day, and the Golden Sneaker contest. The school also had a Puppet Show Assembly, and it is on the list to have new bike rack installed on campus.



Happy students arrive by bike for the festivities at International Walk and Roll to School Day

### Mode Share Survey Results



Source: Student Hand Tallies  
N = 1,626

### Enrollment and Demographics

Enrollment	686	% of free & reduced lunches	81%
Grades	K-5	% of students within ½ mile	--%



Manzanita Community

Oakland Unified

Activities for 2012-2013:

Bike Rodeo / Skills Drills Bike Safety Course  
BikeMobile Visit

Joined: Fall 2009

Unlike Manzanita SEED, Manzanita Community has not had strong program participation. The school did not participate in any of the major Alameda County Safe Routes to Schools events. Manzanita Community only participated in the Biketopia-related programs, including a Skills Drills course, a Bikemobile visit, and a bike blender activity. A new bike rack was also installed on site this year.

Part of the challenge in implementing the program has been the lack of School Champion Les Morones' time. Ms. Morones' responsibilities as the school's Community Liaison prevented her from getting more engaged in the program, and this will be Ms. Morones' last year at Manzanita Community.

If the school reapplies to the program next year, a new School Champion will have to be recruited. This will be a good opportunity to recruit an individual with more time to help implement the program next year.

Mode Share Survey Results

Mode share data not available

Enrollment and Demographics

Enrollment	326	% of free & reduced lunches	88%
Grades	K-5	% of students within ½ mile	--%

## Manzanita SEED

### Oakland Unified

Joined: Fall 2010

### Activities for 2012-2013:

Carpool to School Day  
Golden Sneaker Contest  
Safe Routes Puppet Show  
Bike Rodeo / Skills Drills Bike Safety Course  
BikeMobile Visit

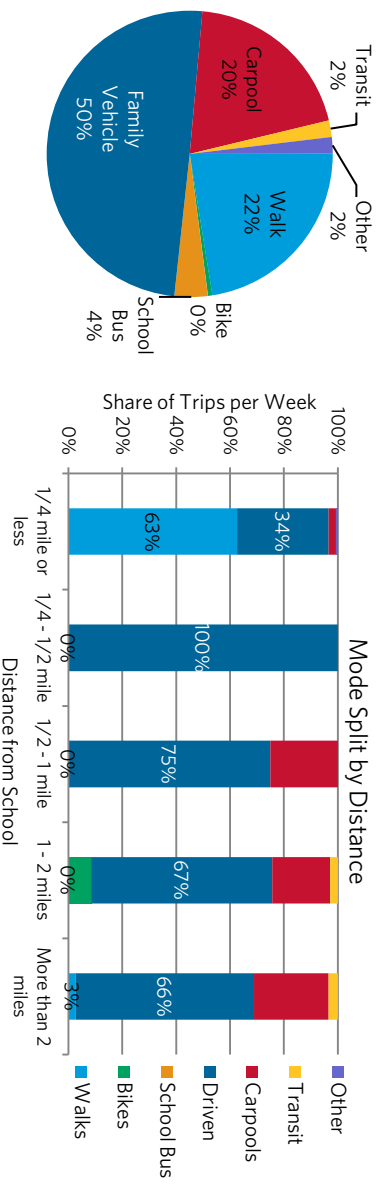
Manzanita SEED increased its participation in our program from last year. The school participated in two of our major events (Carpool to School Day and the Golden Sneaker Contest). In addition, Manzanita SEED held a Puppet Show Assembly, a Bike Skills Drills course, and a bike helmet safety presentation. The school was also the recipient of a new bike rack.

A highlight from Manzanita SEED this year was the Biketopia event we organized at the schools' Spring Health Fair. The Biketopia consisted of a Skillz Drills course, a Bikemobile visit, and a bike blender station. Many students arrived on foot bringing their broken bicycles to the Bikemobile, and later departed riding them with new helmets on.

The Alameda County Safe Routes to Schools program implementation has been made possible with the assistance of School Champion Zoe Matthews (administrative assistant), and with the support of Sam Davis, the school's Parent Liaison who essentially acts as a second School Champion. Simone Delucchi, the schools' afterschool program director, also supported the program implementation.

Principal Katherine Carter will be leaving the school at the end of this year and the Site Coordinator will need to work with the new principal to determine if he or she will be interested in continuing the program. If the new principal is interested, Zoe and Simone are both Oakland Unified School District Wellness Champions and their participation can be increased through those rolls.

### Mode Share Survey Results



Source: Student Hand Tallies  
N = 796

Source: Parent Surveys  
N = 46

### Enrollment and Demographics

Enrollment	274	% of free & reduced lunches	100%
Grades	K-5	% of students within ½ mile	36%

## Montclair Elementary

### Oakland Unified

Joined: Fall 2009

**Activities for 2012-2013:**  
Golden Sneaker Contest  
Walk and Roll Days

Montclair Elementary School, located in the Oakland Hills Montclair district, is a neighborhood school undergoing a rapid expansion, with many traffic safety concerns. This year a new Parent Champion emerged to take on both the traffic and to rebuild the Safe Routes program. Jill Broadhurst organized a site assessment in March and quickly followed up with the Golden sneaker contest. The highlight of the contest was a school-wide playground assembly with 400 students chanting "We Are Golden!" Next steps include working with the City to see whether safety improvements can be made before the start of the next school year.



### Mode Share Survey Results

*Mode share data not available*

### Enrollment and Demographics

Enrollment	452	% of free & reduced lunches	7%
Grades	K-5	% of students within ½ mile	--%

Oakland Technical High

Oakland Unified

Joined: Fall 2012

Activities for 2012-2013:  
International Walk and Roll to School Day

This was the first year the Alameda County Safe Routes to Schools program worked with Oakland Technical High School. The Site Coordinator partnered with the Health Academy (and Champion Teachers Katie Bailey and Maureen Nixon-Holtan) to carry out several events and activities. While the team was challenged to begin implementation this year, strong School Champions are well set-up for work next fall. Maureen's class helped carry out a Site Assessment, and a survey that reached over 500 students on campus through their annual health fair.

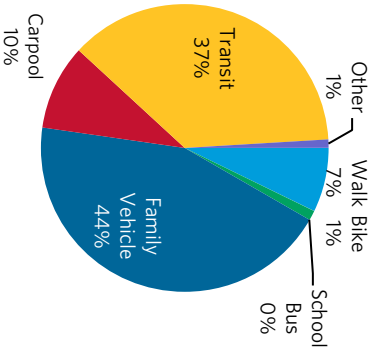


Students use sticky dots to answer questions on a youth-created survey about transportation at the Health Fair

The Site Assessment included student representatives and the City of Oakland. Participants identified several issues, including the need for a bike cage to securely store bikes, since students tend to hide them in different parts of campus to keep them safe. This year, Alameda County Safe Routes to Schools also partnered with Build On, a nonprofit organization that teaches students leadership skills through service projects. Build On students helped organize Walk & Roll to School Day and Bike to School Day.

High School Coordinator Alissa Kronovet was invited to serve on the Wellness Committee at Oakland Technical High, which brought her to meet the Peer Health Educators, who are students committed to increasing health on campus, under the leadership of Butch Greenblatt. Next year Butch will serve as the primary School Champion and will partner with the Peer Health Educators (who meet weekly) to have consistent interaction with youth and a team of people to work on the program.

Mode Share Survey Results



Source: Student Hand Tallies  
N = 640

Enrollment and Demographics

Enrollment	1,858	% of free & reduced lunches	51%
Grades	9-12	% of students within ½ mile	--%

Peralta Elementary

Oakland Unified

Joined: Spring 2007

Activities for 2012-2013:

- International Walk and Roll to School Day
- Bike to School Day
- Monthly Walk and Roll Days
- PTA Parent Presentation
- Bike Rodeo / Skills Drills Bike Safety Course
- BikeMobile Visit

In its sixth year, Peralta increased its Safe Routes programming by adding the BikeMobile to its roster. The challenges include identifying more Parent Champions. Site Coordinator Rosie Mesterhazy made contact with several prospective volunteers at this year's BikeMobile event. Peralta Elementary parents are highly engaged with school programming and are often over-volunteered for numerous events. Care should be taken in building relationships with prospective volunteers and determining concrete activities they can assist with before they are asked to assist with an event or activity.



Students look at a map of the best routes to schools

Mode Share Survey Results

Mode share data not available

Enrollment and Demographics

Enrollment	313	% of free & reduced lunches	36%
Grades	K-5	% of students within ½ mile	--%



## Piedmont Avenue Elementary

### Oakland Unified

Joined: Fall 2010

### Activities for 2012-2013:

International Walk and Roll to School Day  
Carpool to School Day  
Safe Routes Puppet Show  
PTA Parent Presentation

In its third year, Piedmont Avenue emphasizes the "Safe" in Safe Routes to School. In addition to International Walk to School Day, the school also held a Carpool to School Day, Puppet Show and hosted the bike blender for their Halloween event.

Despite the addition of these events, parent participation and involvement remains low at this school. Although a few potential Parent Champions were identified, most were already committed to other PTO/PTA events and did not have time to invest in Safe Routes programming. If the school continues to be involved in the Alameda County Safe Routes to Schools program, more on-the-ground staff support will be needed to help recruit and support parent volunteers.



Fun with the Bike Blender at Piedmont's Halloween event

## Mode Share Survey Results

Mode share data not available

## Enrollment and Demographics

Enrollment	373	% of free & reduced lunches	68%
Grades	K-5	% of students within ½ mile	--%

## Reach Academy

### Oakland Unified

Joined: Fall 2011

### Activities for 2012-2013:

International Walk and Roll to School Day  
Carpool to School Day  
Golden Sneaker Contest  
Bike to School Day  
Weekly Walking School Bus  
Monthly Walk and Roll Days  
Safe Routes Puppet Show  
Bike Rodeo / Skills Drills Bike Safety Course  
BikeMobile Visit

Reach Academy had a high level of involvement in the program this year. The school participated in the program's four major events (International Walk and Roll to School Day, Carpool to School Day, the Golden Sneaker Contest, and Bike to School Day). Additionally, the school held monthly Walk & Roll to School Days, hosted a Skills Drills course, a Puppet Show assembly, Walk Audit, organized two Walking School Buses, and had several Bikemobile visits.

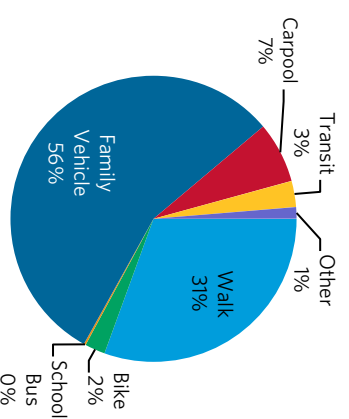
Highlight: A Site Assessment was held on October 15, 2012 to identify pedestrian safety issues around the school and address the school's chaotic drop-off zone.

The improvement plan recommended the expansion of the drop-off zone, a blue handicap parking zone, and the need to establish a student valet parking program to help expedite loading/unloading students. After several meetings the Police helped the school launch a Traffic Safety Patrol in January 2013. Since then, Reach Academy has had two traffic squads operating every day to help students cross to the school in the mornings at two major intersections and to help with the drop-off zone loading/unloading.



Safety Patrol at Reach

### Mode Share Survey Results



Source: Student Hand Tallies  
N = 916

### Enrollment and Demographics

Enrollment	313	% of free & reduced lunches	86%
Grades	K-5	% of students within ½ mile	--%

Redwood Heights Elementary

Oakland Unified

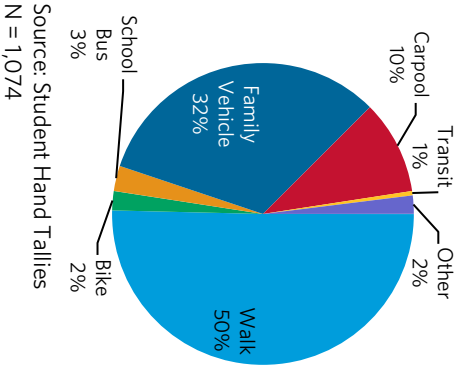
Joined: Fall 2011

Activities for 2012-2013:  
Golden Sneaker Contest  
Daily Walking School Bus  
Walk and Roll Days

Parent Champion Elsie Lee stepped up programming this year at Redwood Heights. The school, which serves a residential neighborhood in the Oakland foothills, exhibited a strong enthusiasm for increased walking, this year with regular Walking School Bus routes and a strong finish with the Golden Sneaker Contest. Principal Sara Stone places a high priority on student safety, and the school has a well organized drop-off and pick-up zone. Next year, the school hopes to grow the Walking School Bus program and invite over the BikeMobile.



Mode Share Survey Results



Enrollment and Demographics

Enrollment	346	% of free & reduced lunches	23%
Grades	K-5	% of students within ½ mile	--%

Sankofa Academy

Oakland Unified

Joined: Fall 2012

Activities for 2012-2013:

- International Walk and Roll to School Day
- Safe Routes Puppet Show
- Middle School Bike PE Course
- Bike Rodeo / Skills Drills Bike Safety Course
- BikeMobile Visit

In its first year of Safe Routes to Schools programming, Sankofa Academy held International Walk to School Day, a BikeMobile visit, a Puppet Show, Bike PE Education and a Skillz Drills Bike Rodeo. The goals for next year will be to identify a School Champion who is not the principal. Principal Monique Brinson is a strong supporter of the Alameda County Safe Routes to Schools program and has provided the Site Coordinator opportunities to communicate with parents, including a PTA presentation and two school-wide presentations.

On-the-ground attention and early event announcements are needed for this school until a strong School Champion can be identified. Next year's goals include ensuring that the bike racks that were applied for are installed at the school, as there is currently only a small closet available for student bike storage. A walk audit might also be warranted, since parents have numerous traffic and safety concerns. Holding such an event might help garner more parent support for the SRTS program.



First students to make it to Sankofa Academy on Walk to School Day

Mode Share Survey Results

Mode share data not available

Enrollment and Demographics

Enrollment	204	% of free & reduced lunches	65%
Grades	K-8	% of students within ½ mile	--%

## Sequoia Elementary

### Oakland Unified

Joined: Fall 2010

### Activities for 2012-2013:

International Walk and Roll to School Day  
Carpool to School Day  
Golden Sneaker Contest  
Bike to School Day  
Daily Walking School Bus  
Monthly Walk and Roll Days  
PTA Parent Presentation  
Bike Rodeo / Skills Drills Bike Safety Course  
BikeMobile Visit

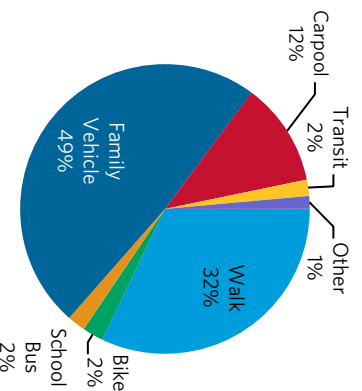
With the addition of another dynamic parent champion to the Safe Routes to Schools team, Sequoia Elementary was jumping with activities this school year. Beginning with International Walk and Roll to School Day, Sequoia held monthly Walk & Roll Days, organized their own bike festival, and participated in all major events: Carpool to School Day, Golden Sneaker Contest, and Bike to School Day. Their walking school bus program was featured on KALW radio, and includes six daily routes. Because of the momentum of the Safe Routes to Schools Program and her own strong commitment to student safety, the Principal has even funded a staff position to supervise safe drop-off for next year.



Sequoia students arrive to school on Bike to School Day

Sequoia's latest project is creating customized transportation maps and guidelines for incoming kindergarten families, to be distributed at spring and summer kindergarten play dates and other events. We're looking forward to an even better year in 2013-2014.

### Mode Share Survey Results



Source: Student Hand Tallies  
N = 556

### Enrollment and Demographics

Enrollment	392	% of free & reduced lunches	46%
Grades	K-5	% of students within ½ mile	--%



## Westlake Middle

### Oakland Unified

Joined: Spring 2011

### Activities for 2012-2013:

International Walk and Roll to School Day  
Carpool to School Day  
Golden Sneaker Contest  
Bike to School Day  
Middle School Bike PE Course  
BikeMobile Visit

Westlake Middle significantly increased its participation in our program this year. Last year, Westlake only participated in the Bike physical education program. This year the school participated in the Bike physical education program, International Walk and Roll to School Day, Carpool to School Day, Golden Sneaker Contest, Bike to School Day, and it had a new bike rack installed.

The school increased its participation this year because the school's Vice Principal, Peter Van Tassel, became the new School Champion. Peter is a bike commuter and fully understands the importance of our program. Next year the school will likely continue increasing program implementation.



## Mode Share Survey Results

*Mode share data not available*

## Enrollment and Demographics

Enrollment	620	% of free & reduced lunches	63%
Grades	6-8	% of students within ½ mile	--%

World Academy

Oakland Unified

Joined: Fall 2008

- Activities for 2012-2013:**
- International Walk and Roll to School Day
  - Carpool to School Day
  - Golden Sneaker Contest
  - Walking School Bus
  - Monthly Walk and Roll Days
  - Safe Routes Puppet Show
  - Bike Rodeo / Skills Drills Bike Safety Course

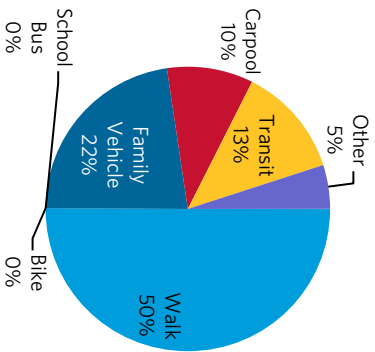
World Academy (which shares a campus with Achieve Academy) was very active in the program this year. This year, World participated in International Walk and Roll to School Day, Carpool to School Day, and the Golden Sneaker Contest. The schools also held monthly Walk to School Day events, Skill Drills workshops, hosted two Puppet Shows, and established five Walking School Bus routes.

Since 2011-2012, Allison Delgado has been the School Champion at World and Achieve. She is a very resourceful champion given her role as the Program Director of the East Bay Agency for Children, an NGO that operates inside the campus. Principal Stephen Ciliono supports the program but has some reservations with promoting biking.

The same or a slightly higher level of participation from World Academy can be expected next year. One key focus would be to revamping the Walking School Bus program.



Mode Share Survey Results



Source: Student Hand Tallies  
N = 582

Enrollment and Demographics

Enrollment	475	% of free & reduced lunches	100%
Grades	K-5	% of students within ½ mile	--%

## Foothill High

### Pleasanton Unified

Joined: Fall 2011

### Activities for 2012-2013:

Bike to School Day  
BikeMobile Visit

Foothill High School was the most active high school in this year's Safe Routes program. Vice Principal Rich Gorton is a strong School Champion. Although he was quite busy in his role as Vice Principal, Mr. Gorton prioritized the program and helped arrange every event and programmatic accomplishment.

Pleasanton also has strong youth engagement and partnerships that support the Alameda County ST2S High School program at Foothill High. This year, the Site Coordinator met with the "Safe Routes Club" once per week after school with a group of approximately five youth, ranging from grades 9-12. Consistent team meetings helped keep students engaged and resulted in accomplishing a great deal of work.



The Safe Routes team at Foothill High School planned and implemented a carpool parking lot this year

One key accomplishment was the establishment of a carpool parking area in the senior parking lot to reduce heavy traffic entering and exiting the lot and overflow into the junior lot. In fall 2012, staff counted senior carpools on several mornings, visited Cal High in San Ramon to learn about their carpool program, and identified where priority spots would be located. The project moved forward with support from parents, administration, and City of Pleasanton. To address concerns from several outspoken members of student leadership, the number of spaces was reduced from 50 to 30.

An online application was developed and the City of Pleasanton and Spare the Air sponsored \$25 gas cards for registered students and \$5 gift cards to local businesses for weekly drawings. The carpool lot was usually full. Next year, students will be registered in tandem with regular parking permit registration in August. A better monitoring program will involve parent volunteers. The program will keep 30 spaces in 2013-2014 and increase the number of spaces or people to quality as a carpool in 2014-15.

Foothill students also organized several successful events this year. The most successful event was Bike Fest in preparation for Bike to School Day. In addition to bringing the BikeMobile, bike blender, and trivia wheel, Mike's Bikes and the school's drumline were invited. The drumline made a huge impact on the event, and students were very engaged. It was fun and helped prepare students for the upcoming Bike to School Day.

Several key members of the Safe Routes Club graduated this year. One of the remaining members is on the Leadership committee. Next year, students will be recruited from Leadership, Earth Club, and Global Studies. Walk & Roll Day will be aligned with Homecoming and include giving students points for walking and biking.

### Mode Share Survey Results

Mode share data not available

### Enrollment and Demographics

Enrollment	2,215	% of free & reduced lunches	5%
Grades	9-12	% of students within ½ mile	--%

## Lydiksen Elementary

Pleasanton Unified

Joined: Fall 2012

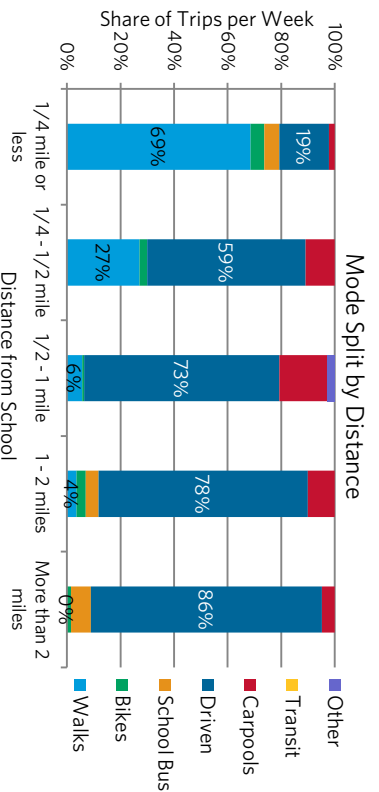
**Activities for 2012-2013:**  
International Walk and Roll to School Day  
BikeMobile Visit

In its first year, parents at Lydiksen Elementary expressed interest in starting a walking school bus program, but were unable to organize enough volunteers. They hope to organize one for the 2013-2014 school year.

A retiree neighbor who is a passionate walking advocate volunteered to be a School Champion. If the program is to continue at the school next year, a parent point of contact besides the principal needs to be identified. One strategy for achieving this might be to share the success story of neighboring Mohr Elementary. These comparisons prompted the Principal to hold a BikeMobile event.



### Mode Share Survey Results



Source: Parent Surveys  
N = 141

### Enrollment and Demographics

Enrollment	697	% of free & reduced lunches	5%
Grades	K-5	% of students within ½ mile	33%



## Mohr Elementary

### Pleasanton Unified

Joined: Fall 2012

**Activities for 2012-2013:**  
 International Walk and Roll to School Day  
 Golden Sneaker Contest  
 Bike to School Day  
 Monthly Walk and Roll Days  
 PTA Parent Presentation  
 BikeMobile Visit

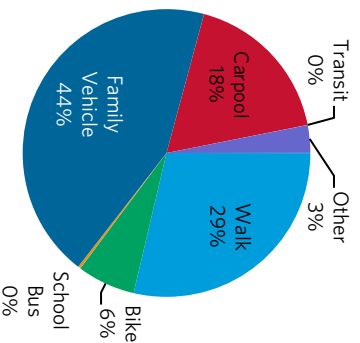
In its first year of programming, Mohr Elementary hosted the Bike Mobile, resulting in a direct increase in the number of students walking and biking to school. Events held at the school this year included Walk and Roll to School Day, the Golden Sneaker Contest, Bike to School Day, and Monthly Walk and Roll Days.

In addition, Site Coordinator Rosie Mesterhazy gave a presentation about the Alameda County Safe Routes to Schools program to the School PTA, which spurred enthusiastic participation. Next year's goals include working with the student leadership group, teaching GIS and mapping skills to the school's "Programming Club," and holding weekly Walking Wednesdays. The School Champion, Beth Gallagher (also the PTA President) is a strong Safe Routes and physical health advocate who took the lead in ensuring the success of activities held at the school.



A wall of stickers shows student walkers for Mohr's monthly Walk and Roll to School Days

### Mode Share Survey Results



Source: Student Hand Tallies  
 N = 670

### Enrollment and Demographics

Enrollment	678	% of free & reduced lunches	3%
Grades	K-5	% of students within ½ mile	--%



**Bancroft Middle**

**San Leandro Unified**

**Joined: Fall 2012**

**Activities for 2012-2013:**

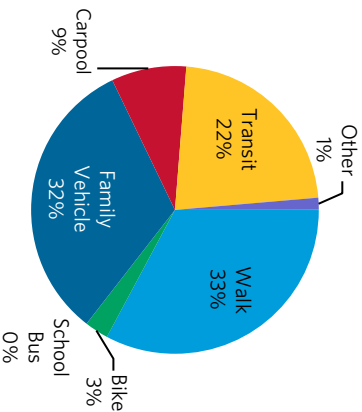
Golden Sneaker Contest  
PTA Parent Presentation  
BikeMobile Visit

Bancroft Middle participated in the Alameda County Safe Routes to Schools program for the first time this year. The leadership class and leadership teacher Ms. Carrie Carter incorporated components into student organized events and activities throughout the year. The leadership class shined this year during its participation for Golden Sneaker where the leadership students designed unique and inspiring posters to motivate students to participate and also coordinated the contest for their school. More than half of the total classrooms at Bancroft participated in the contest. Safe Routes to Schools has also received a strong reception during lunch activities where we were asked to participate with the bike blender several times during the year. Next year, the Safe Routes to Schools Program will continue collaborating with the leadership class as the champion of the program, also exploring the possibility of working with a student after school program.



Poster created by leadership students for the Golden Sneaker contest

**Mode Share Survey Results**



Source: Student Hand Tallies  
N = 594

**Enrollment and Demographics**

Enrollment	974	% of free & reduced lunches	70%
Grades	6-8	% of students within ½ mile	--%

## Garfield Elementary

San Leandro Unified

Joined: Fall 2011

### Activities for 2012-2013:

International Walk and Roll to School Day  
Golden Sneaker Contest  
Bike to School Day  
Monthly Walk and Roll Days

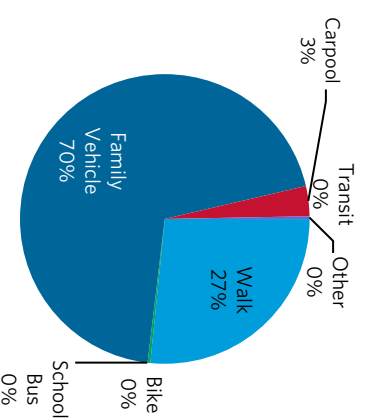
Garfield Elementary participated in the program for a second time this year. The Safe Routes to Schools program continues to be sustained and encourages more and more students to walk every year. Garfield received great support from School Champion Aubrey Gibbs and Principal Linda Hornada. Garfield is one of two schools in San Leandro that has a Monthly Walk & Roll event encouraging students and parents to walk the first Wednesday of each month. Ms. Gibbs estimates an average of 80-90 students participate during the Monthly Walk & Roll. Ms. Gibbs makes an effort to gather resources to provide incentives to the students each month. Garfield also participated in three of the big four events this year, including International Walk and Roll to School Day, the Golden Sneaker Contest, and Bike to School Day.



Students at Bike to School Day Station

Next year the school will prioritize a BikeMobile visit to encourage more students to bike to school. One of the highlights this year was an increase in students bicycling to school even after Bike to School Day. In the following school year a second Parent Champion could help continue growing the program.

### Mode Share Survey Results



Source: Student Hand Tallies  
N = 658

### Enrollment and Demographics

Enrollment	399	% of free & reduced lunches	67%
Grades	K-5	% of students within ½ mile	--%

## Jefferson Elementary

San Leandro Unified

Joined: Fall 2012

### Activities for 2012-2013:

Carpool to School Day  
Golden Sneaker Contest  
Bike to School Day  
PTA Parent Presentation  
BikeMobile Visit

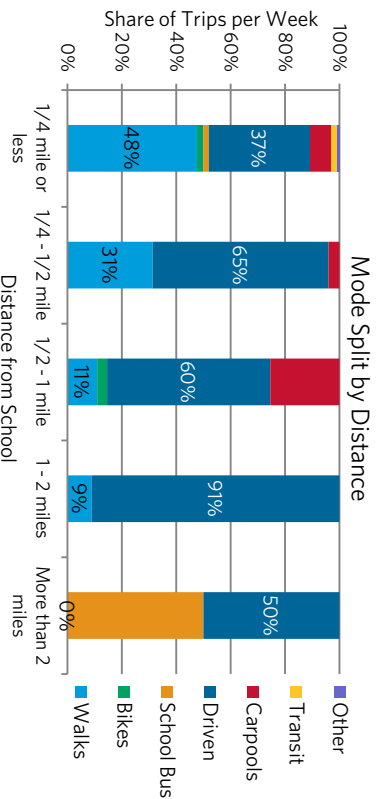
Jefferson Elementary is a new school for the Alameda County Safe Routes to Schools program, and has done a fantastic job of participating this year.

Jefferson participated in three of the big four events, including Carpool to School Day, Golden Sneaker, and Bike to School Day. Jefferson Elementary identified a School Champion towards the end of the school year, and he coordinated the only Bike to School Week in San Leandro. Each day of the Bike to School Week showed an increase in participation from students and parents. Jefferson also welcomed the BikeMobile and had more than 30 bikes repaired that week.

The visibility of the Safe Routes Program is growing amongst the Jefferson community and staff members and parents are interested in organizing a walkathon at the beginning of next year. For the walkathon parents are considering involving classrooms by having them fundraise, and parents are also looking to involve community organizations and the Alameda County Safe Routes to Schools program.



### Mode Share Survey Results



Source: Parent Surveys  
N = 72

### Enrollment and Demographics

Enrollment	580	% of free & reduced lunches	80%
Grades	K-5	% of students within ½ mile	64%

## John Muir Middle

### San Leandro Unified

Joined: Fall 2012

**Activities for 2012-2013:**  
International Walk and Roll to School Day  
PTA Parent Presentation

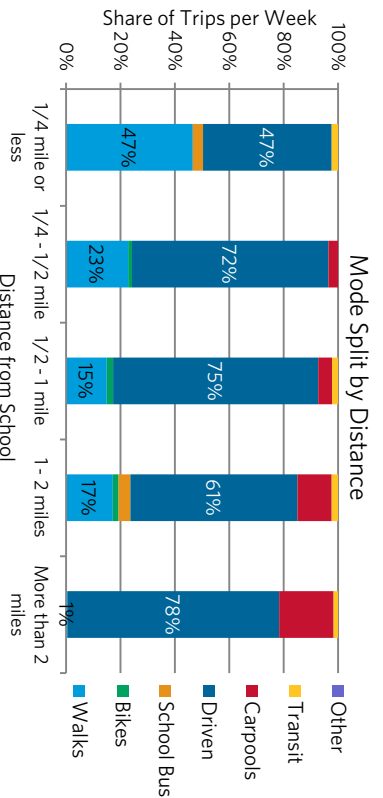
John Muir is one of two middle schools in the City of San Leandro. John Muir demonstrated a great start to the Alameda County Safe Routes to Schools program with a large and successful International Walk and Roll to School Day event. Principal Magers served as great encouragement on this day; many students expressed the highlight was being able to walk with their principal.

John Muir also has one of two Junior Traffic Patrols in San Leandro which is managed by student volunteers and supervised by staff members. John Muir also

participated in a joint Walk Audit around the John Muir and Wilson campuses to assess the surrounding infrastructure and suggest changes to increase safety when traveling to and from school.



### Mode Share Survey Results



Source: Parent Surveys  
N = 143

### Enrollment and Demographics

Enrollment	1,007	% of free & reduced lunches	67%
Grades	K-5	% of students within ½ mile	31%


Madison Elementary

San Leandro Unified

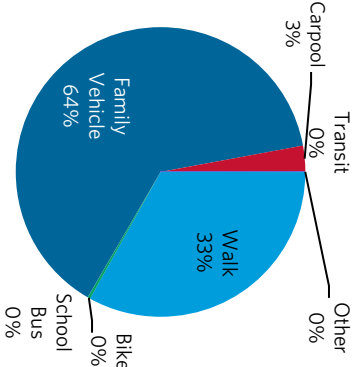
Joined: Fall 2012

- Activities for 2012-2013:**
- International Walk and Roll to School Day
  - Bike to School Day
  - Weekly Walking School Bus
  - Walk and Roll Days
  - Safe Routes Puppet Show
  - Bike Rodeo / Skills Drills Bike Safety Course
  - BikeMobile Visit

Madison Elementary is in its first year of participating in the Alameda County Safe Routes to Schools program. The school had a great start this year with a successful International Walk and Roll to School Day, which evolved into Walking Wednesdays. Madison also had a great Bike to School Day in conjunction with the BikeMobile and a rodeo from SafeMoves. The school has made an effort to promote more bicycle and pedestrian safety through its participation in SafeMoves assemblies and the Puppet Show.



Mode Share Survey Results



Source: Student Hand Tallies  
N = 1,372

Enrollment and Demographics

Enrollment	408	% of free & reduced lunches	44%
Grades	K-5	% of students within ½ mile	--%



## McKinley Elementary

### San Leandro Unified

Joined: Fall 2011

### Activities for 2012-2013:

International Walk and Roll to School Day  
Golden Sneaker Contest  
Safe Routes Puppet Show  
Bike Rodeo / Skills Drills Bike Safety Course

McKinley Elementary is in its second year of the Safe Routes to Schools Program. With the support of Principal Cher Situm and School Champion Darlene Lee, the 2012-2013 school year was very successful.

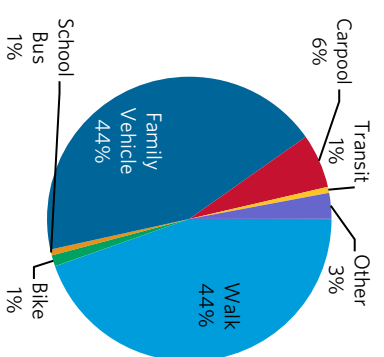
McKinley participated in three of our big four events, in addition to participating in school assemblies, bicycle and pedestrian rodeos, and parent workshops.

McKinley's largest highlight this year was being awarded the Platinum Sneaker for demonstrating the largest increase in walking, rolling, and carpooling during the two weeks of the Golden Sneaker Contest throughout Alameda County. To achieve a large increase the School Champion made a large effort to outreach to the teachers, provide support with the tallying if teachers were out sick, and remind students at the beginning and throughout the two weeks. Champion Darlene Lee is a regular attendee of the San Leandro Task Force meetings, which is a great place for collaboration between the City, school administrators, and parent champions.

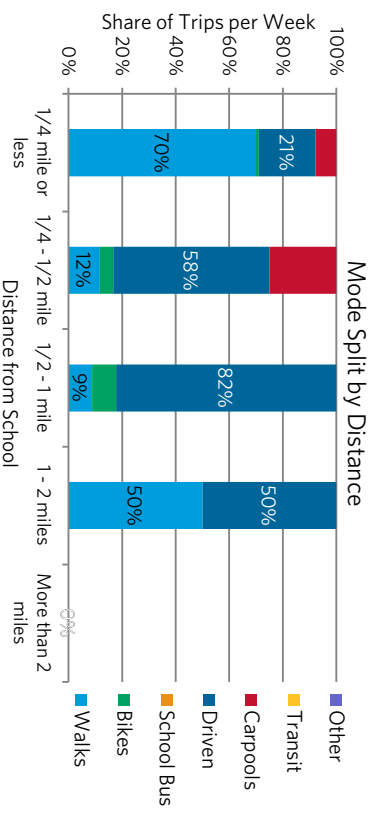


McKinley students pose for a goofy picture after the Golden Sneaker Contest

### Mode Share Survey Results



Source: Student Hand Tallies  
N = 1,186



Source: Parent Surveys  
N = 35

### Enrollment and Demographics

Enrollment	458	% of free & reduced lunches	78%
Grades	K-5	% of students within ½ mile	73%

## Monroe Elementary

San Leandro Unified

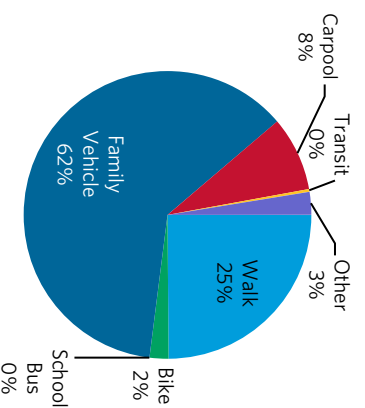
Joined: Fall 2012

### Activities for 2012-2013:

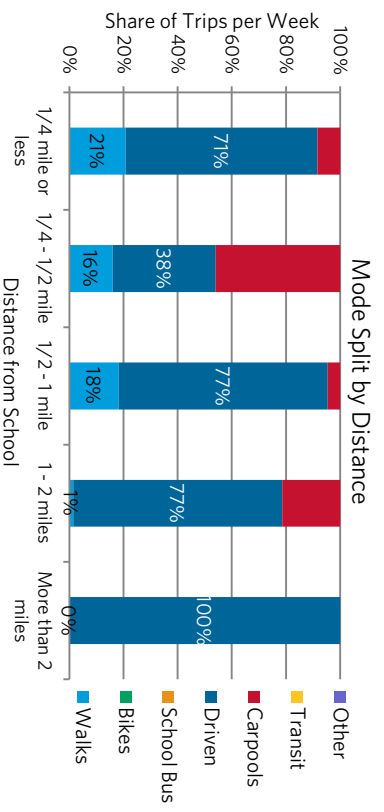
International Walk and Roll to School Day  
Walking School Bus  
Educator Guide  
PTA Parent Presentation  
Bike Rodeo / Skills Drills Bike Safety Course

The 2012-2013 academic school year is the first time Monroe Elementary participated in the Alameda County Safe Routes to Schools program. Monroe participated in the International Walk and Roll event and had a great year participating in the Safe Moves bicycle and pedestrian rodeos, assemblies, and parent workshops. Monroe also hosted a Safety Night, where the Safe Routes to Schools team was invited to present the Walking School Bus and other community organizations also presented.

### Mode Share Survey Results



Source: Student Hand Tallies  
N = 662



Source: Parent Surveys  
N = 40

### Enrollment and Demographics

Enrollment	382	% of free & reduced lunches	71%
Grades	K-5	% of students within ½ mile	44%

## Roosevelt Elementary

San Leandro Unified

Joined: Fall 2011

### Activities for 2012-2013:

International Walk and Roll to School Day  
Golden Sneaker Contest  
Bike to School Day  
Safe Routes Puppet Show  
PTA Parent Presentation  
Bike Rodeo / Skills Drills Bike Safety Course  
BikeMobile Visit

Roosevelt is in its second year of participating in the Safe Routes to Schools Program. With great support from Principal Victoria Forrester and two Safe Routes to Schools Champions Nicole Hunter-Maes and Jennifer Chaves, Roosevelt has had a successful year. It participated in three of our big four events:

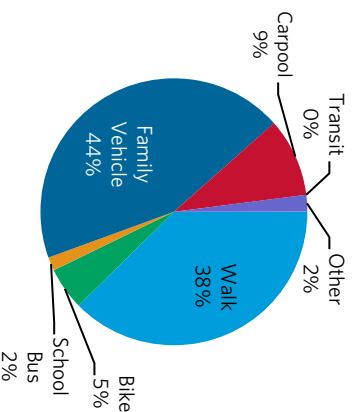
International Walk and Roll, Golden Sneaker, and Bike to School Day. Some of the biggest highlights occurred during Golden Sneaker, where Principal Forrester would wear Golden Sneaker shoes during morning drop off to remind and encourage students and parents to participate in the contest.



Winning Classroom for Golden Sneaker Contest

Roosevelt also had a great turn out for Bike to School Day with 54 students biking or rolling. Roosevelt also organized a Walkathon, which the Site Coordinator attended to provide support and encouragement during this fun event. Next year the support of both Champions will promote active transportation at the beginning of the year to gain ongoing support throughout the school year.

### Mode Share Survey Results



Source: Student Hand Tallies  
N = 770

### Enrollment and Demographics

Enrollment	551	% of free & reduced lunches	31%
Grades	K-5	% of students within ½ mile	--%

## Washington Elementary

San Leandro Unified

Joined: Fall 2011

### Activities for 2012-2013:

International Walk and Roll to School Day  
Carpool to School Day  
Golden Sneaker Contest  
Bike to School Day  
Walking School Bus  
Monthly Walk and Roll Days  
PTA Parent Presentation  
BikeMobile Visit

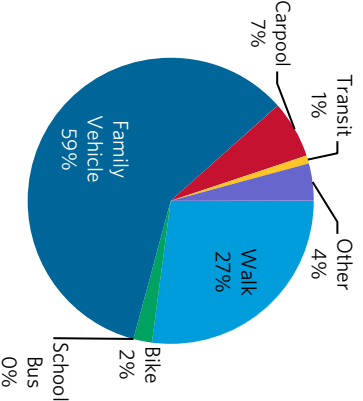
In its second year participating in the Alameda County Safe Routes to Schools program, Washington Elementary continues to be a leading example of having a successful ongoing Monthly Walk & Roll, engaging several students and parents on the first Wednesday of each month. Parent Champion Renae Hiebert has teamed up with Project Eat to provide healthy treats as incentives for the students who walk.



The Bike Mobile pays a visit to Washington Elementary

Parent Champion Renae Hiebert designed cards for each student at Washington with their picture; the student cards are organized by classroom, and brought out on the day of the Monthly Walk & Roll. At the end of the school year all the students who have participated in the Monthly Walk & Roll events are entered into a drawing to win a bicycle. Washington also participated in all four of our big events this year. Washington is in the initial stages of beginning walking groups with the parents who participate in the Parent Coffee Chat on Wednesday mornings. Next year, we are hoping to structure the walking school buses on the same day as the Monthly walk and Rolls.

### Mode Share Survey Results



Source: Student Hand Tallies  
N = 1,192

### Enrollment and Demographics

Enrollment	415	% of free & reduced lunches	75%
Grades	K-5	% of students within ½ mile	--%

## Woodrow Wilson Elementary

San Leandro Unified

Joined: Fall 2011

### Activities for 2012-2013:

International Walk and Roll to School Day  
Bike to School Day  
Walk and Roll Days  
Safe Routes Puppet Show  
PTA Parent Presentation  
Bike Rodeo / Skills Drills Bike Safety Course  
BikeMobile Visit

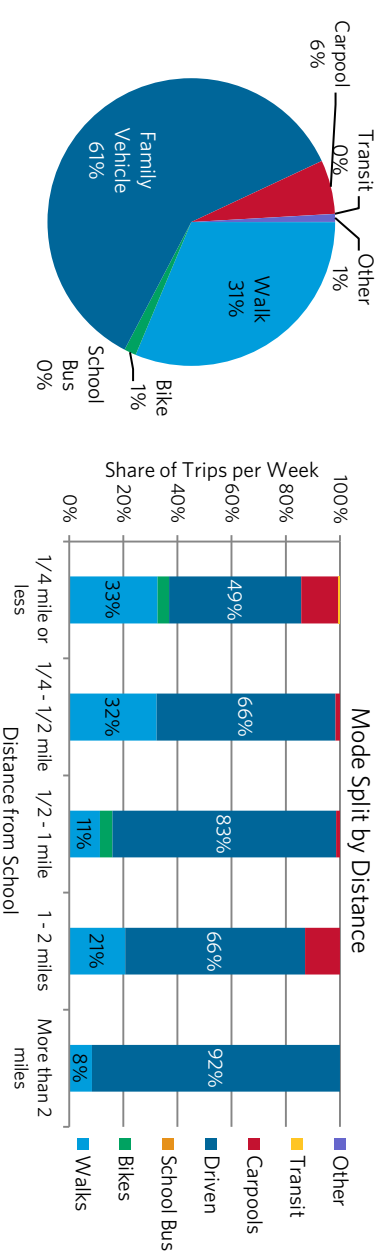


Wilson Elementary is the largest elementary school in San Leandro, with about 800 students. Campus Supervisor and School Champion Randi Torres worked hard to bring more events and activities to the school this year. The Family Fun Day was one main highlight, where the students and their families enjoyed an afternoon of activities including a Bike Rodeo, Rock Wall, and Bike Blender offered by Safe Moves. Kaiser Permanente was present with their Educational Theatre Group, and Bike Spin Art. In addition, the BikeMobile made their first visit and repaired 36 bikes, while Alameda County Safe Routes to Schools staff gave away helmets.

Principal Wendy Ponder was instrumental in the coordinating of a site assessment that also included staff and parents from neighboring John Muir Middle School and City planners. Concerned residents voiced their safety concerns about the surrounding areas that have a history of traffic collisions involving students.

The school is looking forward to the next school year, hoping to form a Safe Routes Committee that will build upon the progress from the 2012-2013 school year.

### Mode Share Survey Results



Source: Student Hand Tallies  
N = 662

Source: Parent Surveys  
N = 97

### Enrollment and Demographics

Enrollment	807	% of free & reduced lunches	76%
Grades	K-5	% of students within 1/2 mile	53%



**Bohannon Middle**

**San Lorenzo Unified**

**Joined: Fall 2009**

**Activities for 2012-2013:**

Bike to School Day  
Middle School Bike PE Course  
BikeMobile Visit

Bohannon Middle School completed their fourth year in the Alameda County Safe Routes to Schools program in 2013. Each year they have participated in the “Drive Your Bike” P.E. Program. They had their first visit from the BikeMobile in the fall, where 19 bikes were repaired and goodie bags that were donated by Alameda County Public Works Agency were handed out.

Physical education teacher, and Champion, Paul Lovern was an early program supporter and was essential to bringing Safe Routes programming to the San Lorenzo Unified School District. Bohannon Middle is looking forward to expanding their participation in the Safe Routes program by adding more bicycle encouragement activities in the 2013-2014 school year.



Bohannon students celebrate Walk and Roll to School Day

**Mode Share Survey Results**

*Mode share data not available*

**Enrollment and Demographics**

Enrollment	926	% of free & reduced lunches	64%
Grades	6-8	% of students within ½ mile	--%

Corvallis Middle

San Lorenzo Unified

Joined: Fall 2012

Activities for 2012-2013:

- International Walk and Roll to School Day
- Carpool to School Day
- Golden Sneaker Contest
- Bike to School Day
- Educator Guide
- PTA Parent Presentation
- Bike Rodeo / Skills Drills Bike Safety Course
- BikeMobile Visit

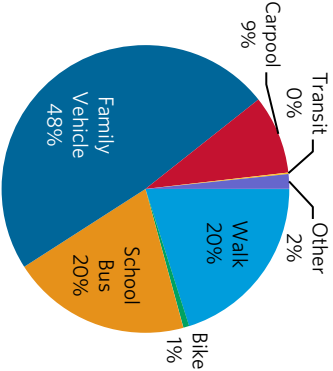
Corvallis Elementary has demonstrated great involvement and potential. The 2012-2013 school year is the first that the school participated in the Safe Routes to Schools Program. Corvallis is a great match for the program as the school already has activities that match well. For example, Corvallis awards a trophy to the classroom that runs the most miles during a monthly contest, which serves as a great foundation for Golden Sneaker. They also work closely with Project EAT who volunteered healthy snacks during our big events.

In the fall, three parents volunteered to Champion the program at this school. Corvallis has now participated in all of our four big events: International Walk and Roll, Carpool to School Day, Golden Sneaker, and Bike to School Day. Safe Routes was asked to be part of the community event at the end of the school year, where Site Coordinator Jessica Cruz provided the bike blender and the BikeMobile. Next year, the three champions will continue to grow the program at this school.



SAFE ROUTES TO SCHOOLS trivia wheel during recess promoting the Golden Sneaker contest

Mode Share Survey Results



Source: Student Hand Tallies  
N = 1,210

Enrollment and Demographics

Enrollment	634	% of free & reduced lunches	54%
Grades	K-5	% of students within ½ mile	--%

## Dayton Elementary

San Lorenzo Unified

Joined: Fall 2011

### Activities for 2012-2013:

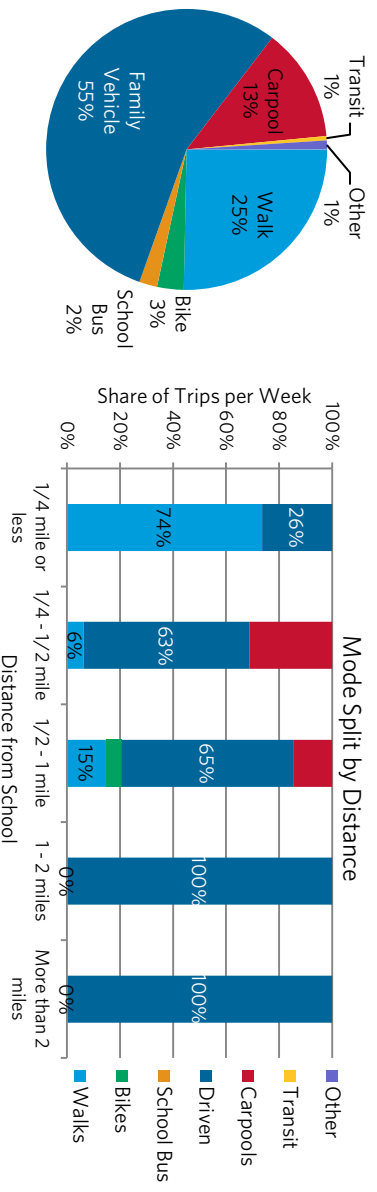
International Walk and Roll to School Day  
Golden Sneaker Contest  
Monthly Walk and Roll Days  
Bike Rodeo / Skills Drills Bike Safety Course

Dayton Elementary had a successful second year thanks to the commitment of Principal Neal Bloch. With the hard work of new School Champion and mother of two Lisa Giretto, Dayton continued to hold Monthly Walk & Roll to School Days on the first Wednesday of every month. To kick-off the school year, they held their annual Walk-A-Thon to coincide with International Walk to School Day. In the spring, Dayton participated in the Golden Sneaker Contest for the second year, where the winner was announced during their all-school morning assembly. The plan for next year is to continue to integrate encouragement activities and events that promote safe walking and biking into the everyday culture of the Dayton community.



Bike raffle morning assembly

### Mode Share Survey Results



Source: Student Hand Tallies  
N = 512

Source: Parent Surveys  
N = 40

### Enrollment and Demographics

Enrollment	518	% of free & reduced lunches	53%
Grades	K-5	% of students within ½ mile	61%

## Eddendale Middle

San Lorenzo Unified

Joined: Fall 2010

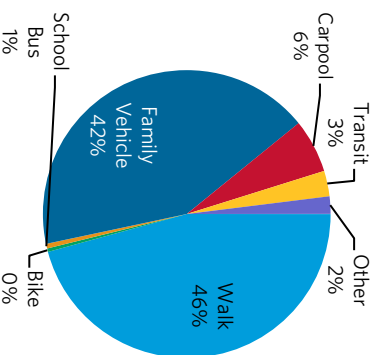
### Activities for 2012-2013:

Middle School Bike PE Course  
BikeMobile Visit

Eddendale Middle School completed their third year in the Safe Routes to Schools program in 2013, each year participating in the “Drive Your Bike” P.E. Program. PE teacher, Kathy Quintana did a great job in continuing as the Safe Routes to Schools Champion. Eddendale Middle hosted the BikeMobile in the fall of 2012, where they repaired 20 bikes. Construction for the Ashland Youth Center and the streetscape project on Lewelling Boulevard were both finished this year, making it easier and safer to walk and bike for the residents of the Ashland area. The school hopes to participate in more activities next year.



### Mode Share Survey Results



Source: Student Hand Tallies  
N = 762

### Enrollment and Demographics

Enrollment	562	% of free & reduced lunches	73%
Grades	6-8	% of students within ½ mile	--%

## Grant Elementary

### San Lorenzo Unified

Joined: Fall 2010

### Activities for 2012-2013:

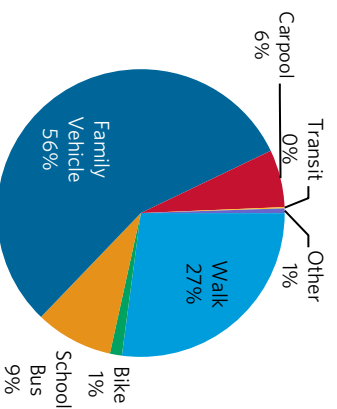
International Walk and Roll to School Day  
Bike to School Day  
Walk and Roll Days  
Safe Routes Puppet Show  
PTA Parent Presentation

Grant Elementary in San Lorenzo began Alameda County Safe Routes to Schools programming in the fall of 2010. Located on Grant Avenue in the residential area between two busy arteries Hesperian Boulevard and Washington Avenue. The school is located down street from Arroyo High School. From the beginning, Principal Vanessa Bramlett has always been very supportive of the program. Mother of four and PTA President, Megan Johnson served as Champion and did a fantastic job expanding the school's participation in encouragement activities. Grant celebrated International Walk to School Day and Bike to School Day, where Project EAT offered a healthy snack to the students who participated. The hope for next year is to continue incorporating more events and activities that promote safe walking a biking to school.



Students place dots on a board marking how they got to school during October's Walk-A-Thon

### Mode Share Survey Results



Source: Student Hand Tallies  
N = 1,350

### Enrollment and Demographics

Enrollment	387	% of free & reduced lunches	63%
Grades	K-5	% of students within ½ mile	--%



## Hillside Elementary


San Lorenzo Unified

Joined: Fall 2011

### Activities for 2012-2013:

International Walk and Roll to School Day  
Bike to School Day  
Safe Routes Puppet Show  
BikeMobile Visit

Hillside Elementary located in Ashland (Unincorporated San Leandro) has about 500 students. With the Support from Principal Pam Vandekamp, Office Manager and Champion Cynthia Flemister did a great job of coordinating encouragement activities and events. Hillside kicked off the year celebrating their second International Walk & Roll to School Day with a visit from Alameda County Office of Education Board Trustee, Aisha Knowles. On Bike to School Day, Project EAT offered a healthy snack for the students who rolled to school. Looking forward to next year, Cynthia hopes to recruit parents to help expand the SRTS program.



Muhammad recruits a student to help pump air in the tire

### Mode Share Survey Results

*Mode share data not available*

### Enrollment and Demographics

Enrollment	511	% of free & reduced lunches	86%
Grades	K-5	% of students within ½ mile	--%

San Lorenzo High

San Lorenzo Unified

Joined: Fall 2011

Activities for 2012-2013:

- International Walk and Roll to School Day
- Golden Sneaker Contest
- Bike to School Day
- BikeMobile Visit

This year, San Lorenzo High School hosted several events on campus. The school's Walk and Roll event was the most successful, with Paul Keener from Alameda County Public Works and Nate Miley's office handing out backpacks to students. A mini bike festival was held during lunch that day with the BikeMobile, bike trivia wheel, and bike blender. This year, Bike to School Day was sponsored by Project EAT and Alameda County Public Works.

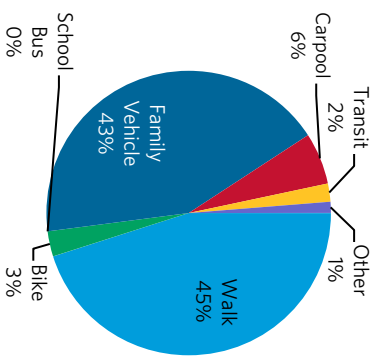
Next year, we will be partnering more with Dana Wickner, Urban Design teacher for the Green Academy, to organize events on campus. This year, we worked with Ms. Wickner's class to pilot the Active4Me program. This was a fall contest, similar to Golden Sneaker, to track who traveled the most sustainably for a period of two weeks. Students tracked their travel with a bar code, scanning in days that they traveled sustainably. Students loved scanning in, and the technology allowed us to easily and effectively share the resulting carbon savings in an engaging way.



Leo uses SketchUp to create a design for the nearby Ashland Underpass

The Green Urban Design class and Alameda County Public Works also worked on a redesign project for the Ashland Underpass. Many students traverse the underpass each day on their way to and from school, and it's a connecting point between Edendale Middle School and San Lorenzo High School, as well as a route to BART and Hesperian shops. Students carried out an audit of the space, and redesigned the underpass through drawing, and sketch up. Their proposal to Paul Keener from Alameda County Public Works caused him to re-prioritize the project from six to two years.

Mode Share Survey Results



Source: Student Hand Tallies  
N = 632

Enrollment and Demographics

Enrollment	1,468	% of free & reduced lunches	61%
Grades	9-12	% of students within ½ mile	--%

## Washington Manor Middle

San Lorenzo Unified

Joined: Fall 2010

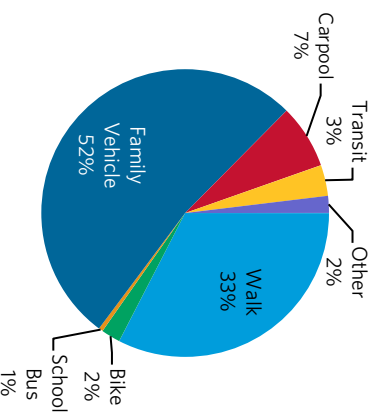
### Activities for 2012-2013:

Middle School Bike PE Course  
Bike Rodeo / Skills Drills Bike Safety Course

Washington Manor Middle School completed their third year in the Alameda County Safe Routes to Schools program in 2013. Each year they have participated in the "Drive Your Bike" P.E. Program, where with the help of the Alameda Safe Routes to Schools instructors, students are exposed to a week-long training about safe cycling culminating in a ride around the local community. This year Washington Manor also benefitted from Pedestrian & Bicycle Workshops, put on by San Leandro partner, Safe Moves. Finishing up her first year as School Champion, PE teacher, Liz Vind is looking forward to the 2013-2014 school year and hoping to expand Washington Manor's involvement by adding more bicycle encouragement activities and participating in more Safe Routes events.



### Mode Share Survey Results



Source: Student Hand Tallies  
N = 840

### Enrollment and Demographics

Enrollment	859	% of free & reduced lunches	51%
Grades	6-8	% of students within ½ mile	--%

*This page intentionally left blank*