

## I-680 SB Express Lane Monthly Operations Update

A Presentation for the  
I-680 Sunol Smart Carpool Lane Joint Powers Authority (SSCLJPA)  
January 9, 2017

## I-680 Express Lane

Monday – Friday, October 2016  
7 am - 11 am

Segment	Avg Peak Speed Differential	Express Lane LOS	GP Lane LOS
North	10	B	C
Central	13	B	C
South	10	A	C

The Central Segment from Washington Blvd to South Mission Blvd (SR 262) is generally the most congested portion of the corridor.

I-680 Sunol SMART Carpool Lane Joint Powers Authority

2

## I-680 Express Lane

Monday – Friday, November 2016  
7 am - 11 am

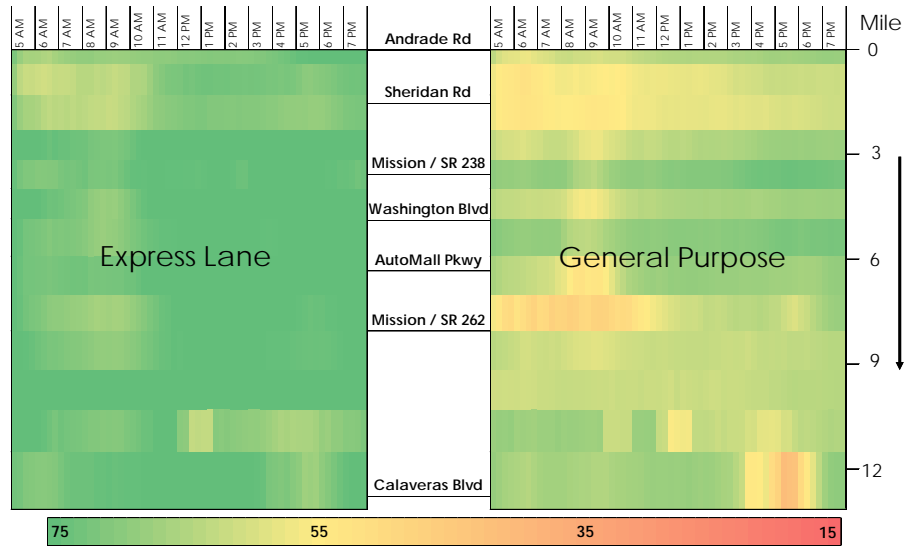
Segment	Avg Peak Speed Differential	Express Lane LOS	GP Lane LOS
North	12	B	C
Central	14	B	C
South	9	A	C

The Central Segment from Washington Blvd to South Mission Blvd (SR 262) is generally the most congested portion of the corridor.



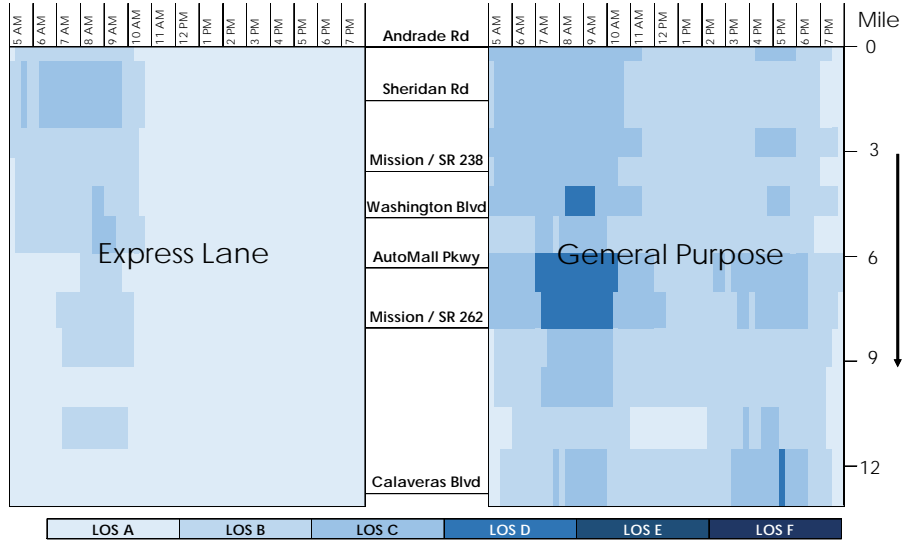
## Southbound I-680 Average Speed Heat Map

Monday-Friday, June 2016 – November 2016



## Southbound I-680 Average Density Heat Map

Monday-Friday, June 2016 – November 2016



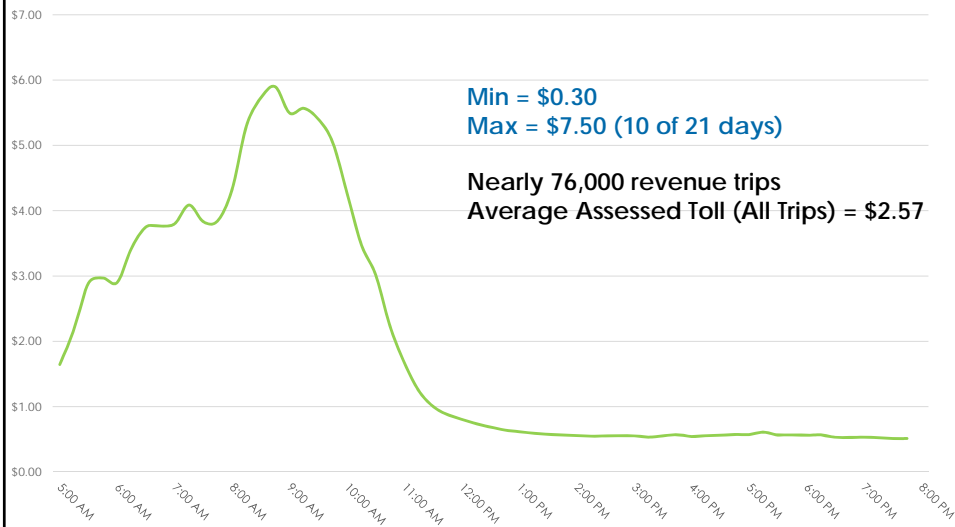
I-680 Sunol SMART Carpool Lane Joint Powers Authority



5

## I-680 Express Lane Average Toll Rates

Full Corridor Travel – October 2016



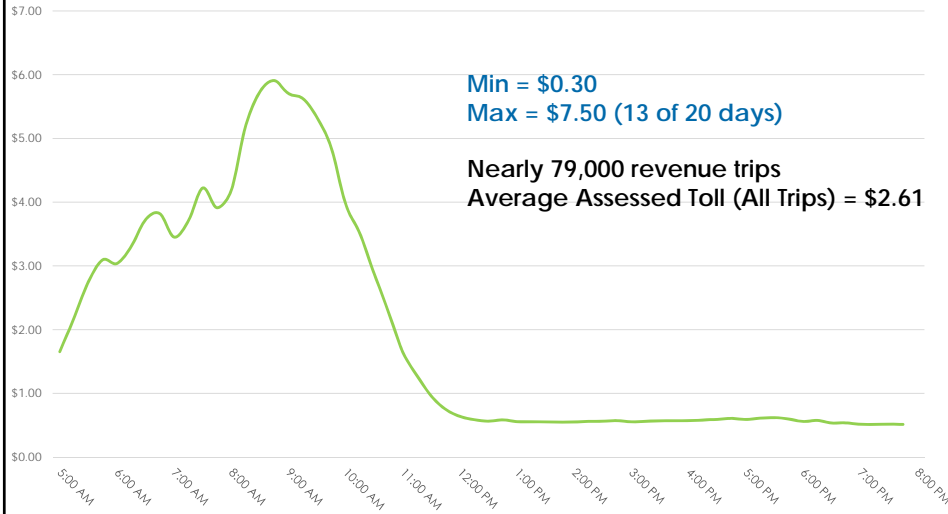
I-680 Sunol SMART Carpool Lane Joint Powers Authority



6

# I-680 Express Lane Average Toll Rates

Full Corridor Travel – November 2016



I-680 Sunol SMART Carpool Lane Joint Powers Authority



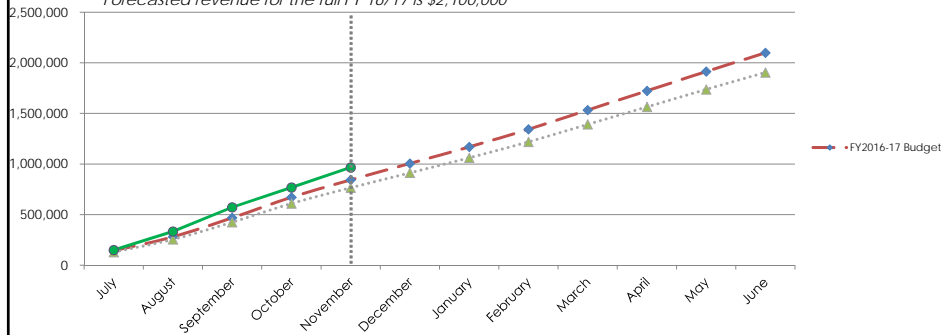
7

# I-680 Express Lane Revenue: Estimated Gross vs. Forecasted

Cumulative Revenue in FY 2016/17  
 (July- November 2016)

<b>Estimated Gross Revenue</b>	<b>\$966,000</b>	<b>↑ 14%</b>
<b>Forecasted*</b>	<b>\$844,000</b>	

\* Forecasted revenue for the full FY 16/17 is \$2,100,000



I-680 Sunol SMART Carpool Lane Joint Powers Authority



8

