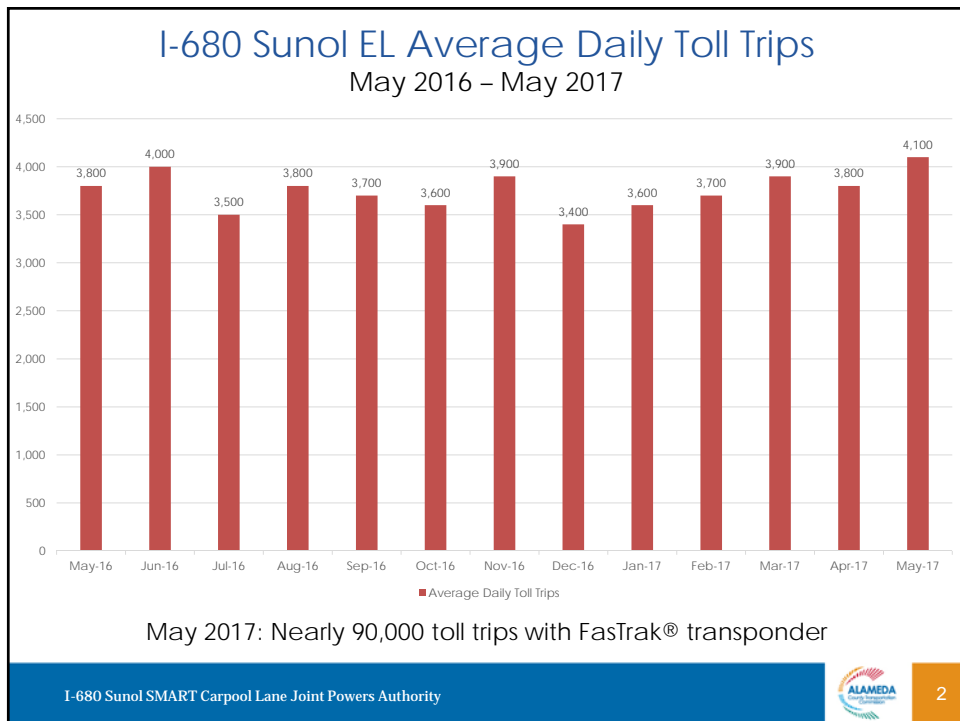


**EXPRESS LANE**  
**FasTrak** TOLL TO  
 262 Mission \$1.50  
 237 Calaveras \$1.75  
 HOV 2+ NO TOLL

**I-680 Sunol Express Lane  
 Monthly Operations Update**

A Presentation for the  
 I-680 Sunol Smart Carpool Lane Joint Powers Authority (Sunol JPA)  
 July 10, 2017



## I-680 Sunol Corridor

Monday – Friday, May 2017  
5 am - 11 am

Segment	Avg Peak Speed Differential	Express Lane LOS	GP Lane LOS
North	10	B	C
Central	14	B	C
South	9	A	A

The Central Segment from Washington Blvd to South Mission Blvd (SR 262) is generally the most congested portion of the corridor.



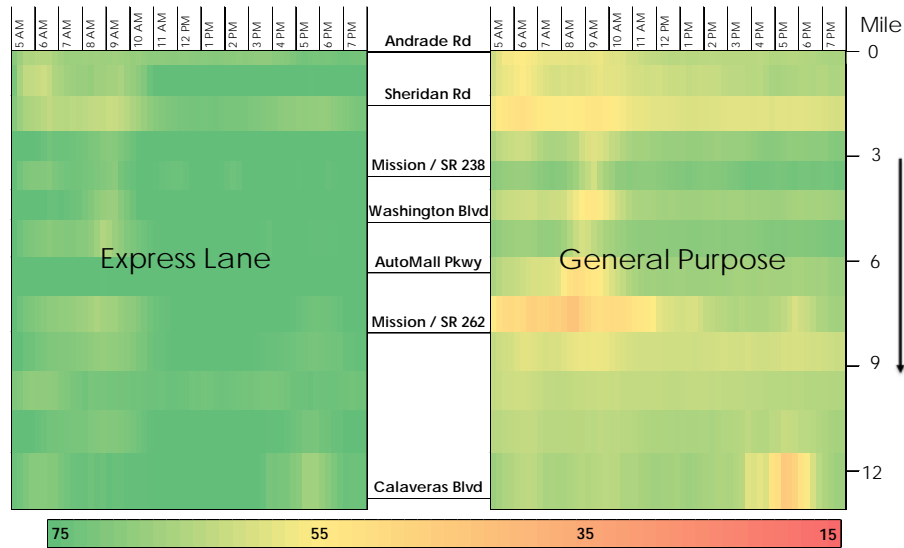
I-680 Sunol SMART Carpool Lane Joint Powers Authority



3

## I-680 Sunol Corridor Average Speed Heat Map

Monday-Friday, December 2016 – May 2017 (Feb 1-19 unavailable)



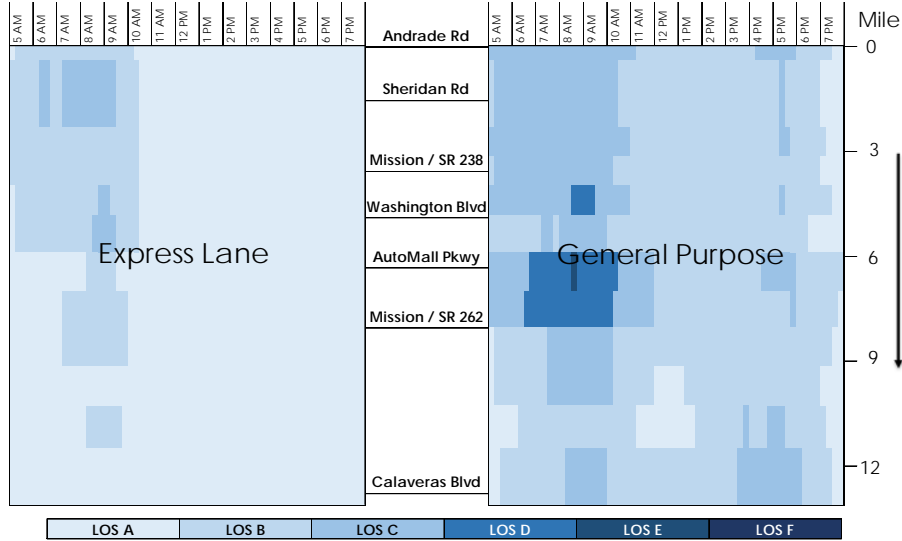
I-680 Sunol SMART Carpool Lane Joint Powers Authority



4

## I-680 Sunol Corridor Average Density Heat Map

Monday-Friday, December 2016 – May 2017 (Feb 1-19 unavailable)



I-680 Sunol SMART Carpool Lane Joint Powers Authority



5

## I-680 Sunol EL Maximum Toll Rate

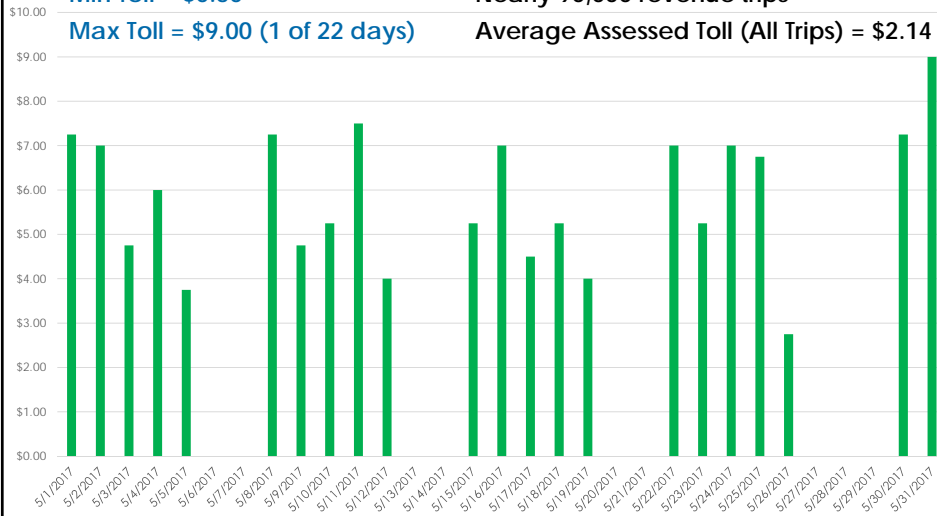
Full Corridor Travel, May 2017

Min Toll = \$0.50

Nearly 90,000 revenue trips

Max Toll = \$9.00 (1 of 22 days)

Average Assessed Toll (All Trips) = \$2.14



I-680 Sunol SMART Carpool Lane Joint Powers Authority



6

# I-680 Sunol EL Revenue: Estimated Gross vs. Forecasted

Cumulative Revenue in FY 2016/17  
(July 2016 – May 2017)

**Estimated Gross Revenue** **\$1,895,000**  **1.1%**  
**Forecasted\*** **\$1,915,000**

