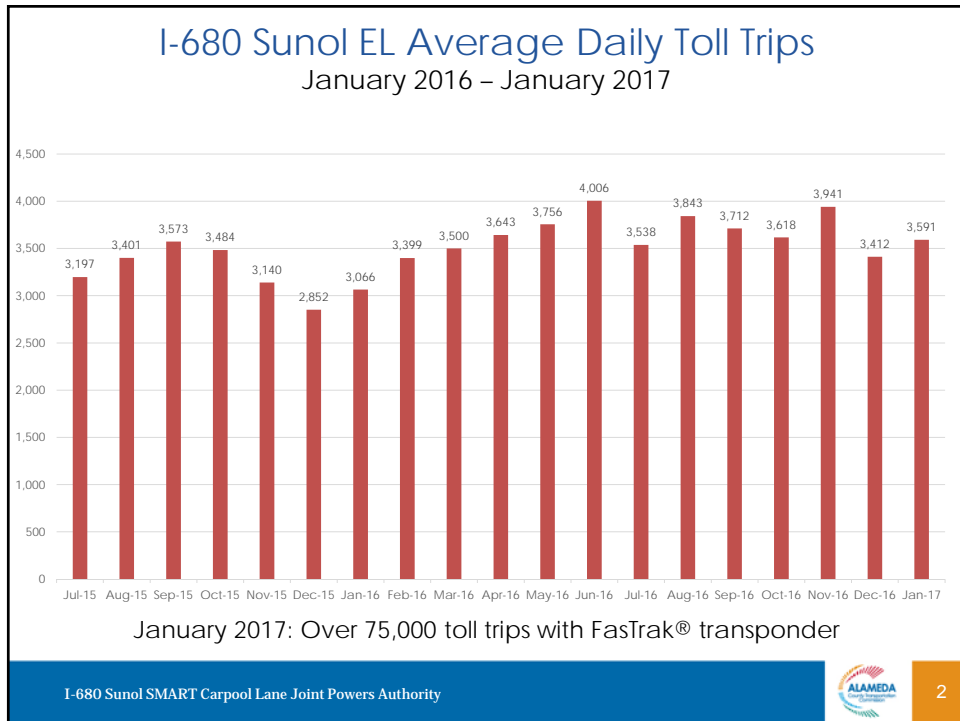


EXPRESS LANE
FasTrak TOLL TO
 262 Mission \$1.50
 237 Calaveras \$1.75
 HOV 2+ NO TOLL

**I-680 Sunol Express Lane
 Monthly Operations Update**

A Presentation for the
 I-680 Sunol Smart Carpool Lane Joint Powers Authority (Sunol JPA)
 March 13, 2017



I-680 Sunol Corridor

Monday – Friday, January 2017
5 am - 11 am

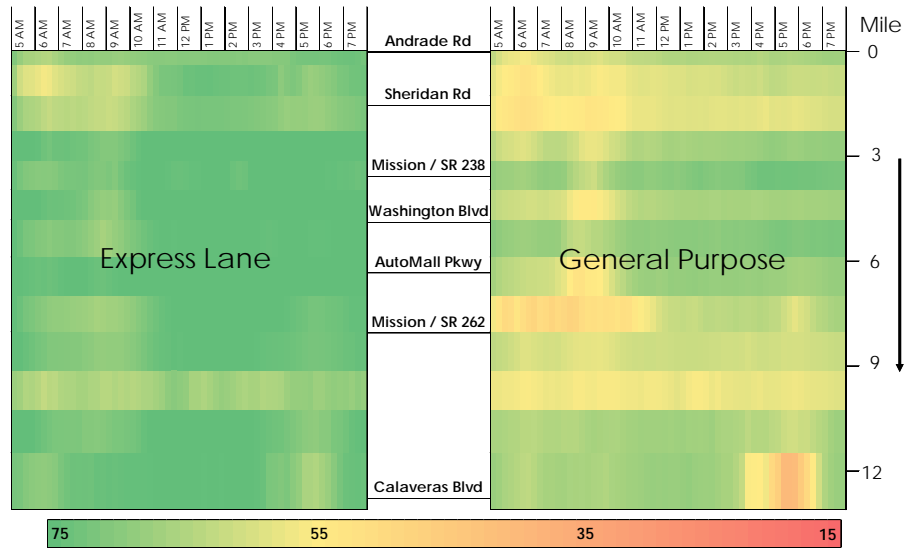
Segment	Avg Peak Speed Differential	Express Lane LOS	GP Lane LOS
North	11	B	C
Central	11	B	C
South	9	A	A

The Central Segment from Washington Blvd to South Mission Blvd (SR 262) is generally the most congested portion of the corridor.



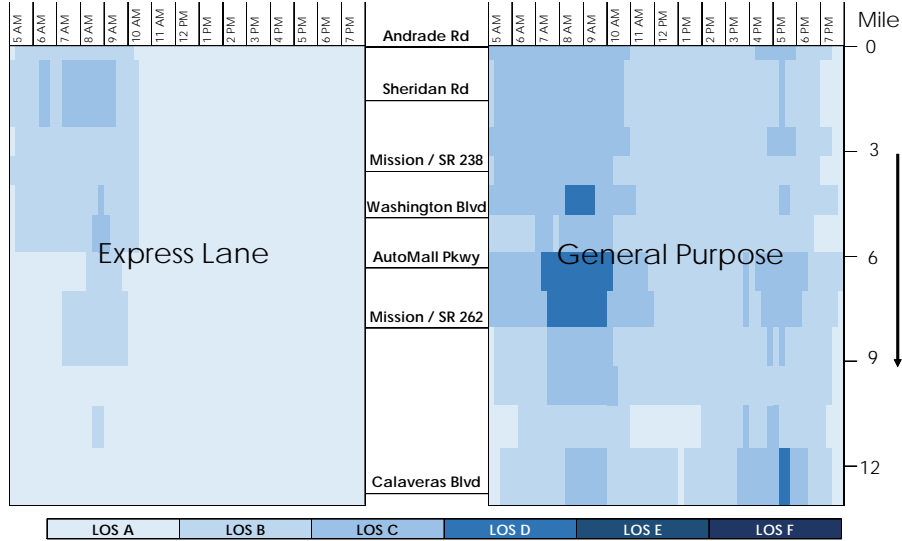
I-680 Sunol Corridor Average Speed Heat Map

Monday-Friday, August 2016 – January 2017



I-680 Sunol Corridor Average Density Heat Map

Monday-Friday, August 2016 – January 2017



I-680 Sunol SMART Carpool Lane Joint Powers Authority



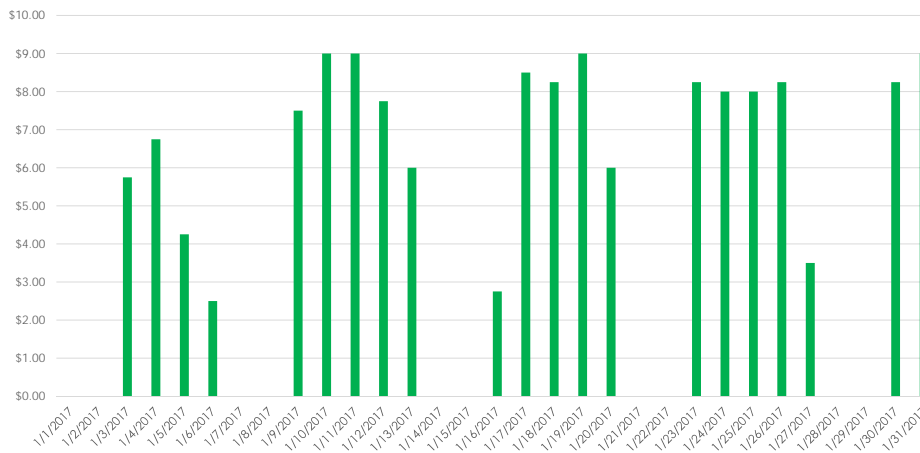
5

I-680 Sunol EL Maximum Toll Rate

Full Corridor Travel, January 2017

Min Toll = \$0.50
Max Toll = \$9.00 (4 of 21 days)

Over 75,000 revenue trips
Average Assessed Toll (All Trips) = \$2.45



I-680 Sunol SMART Carpool Lane Joint Powers Authority



6

I-680 Sunol EL Revenue: Estimated Gross vs. Forecasted

Cumulative Revenue in FY 2016/17
(July 2016 – January 2017)

Estimated Gross Revenue	\$1,287,000	↑ 10%
Forecasted*	\$1,017,000	

* Forecasted revenue for the full FY 16/17 is \$2,100,000

