



15th Annual Independent Watchdog Committee Report to the Public FY2015-16

Table of Contents:

- Financials At-a-Glance2
- Independent Watchdog Committee Activities6
- Measure B and Measure BB Funded Programs and Projects8
- IWC Findings for FY2015-1612

Measure B and Measure BB Sales Tax Activities

IN NOVEMBER 2000, ALAMEDA COUNTY VOTERS APPROVED MEASURE B, which extended the County's 1986 half-cent transportation sales tax to 2022 and set forth a 20-year Expenditure Plan to enhance the County's transportation system. Measure B also established a Citizens Watchdog Committee (CWC) to review all Measure B expenditures for compliance with the Expenditure Plan.

In November 2014, Alameda County voters approved Measure BB, which augmented the County's half-cent transportation sales tax to one full cent, extended the tax through 2045 and set forth a 30-year Expenditure Plan for essential transportation improvements in every city throughout the County.

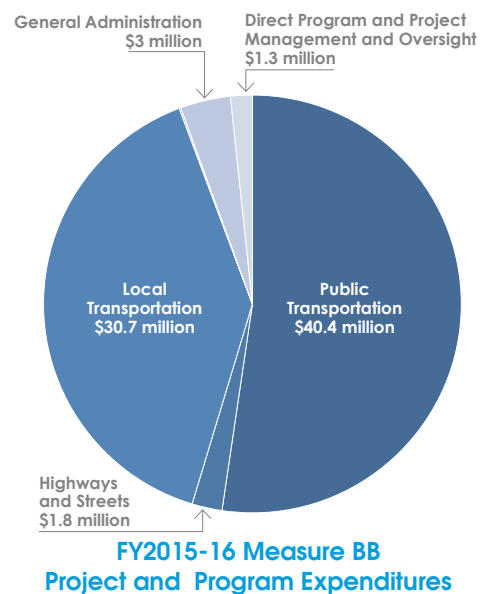
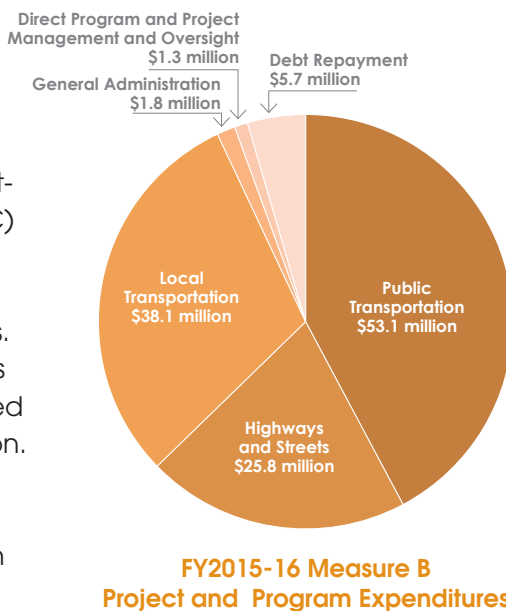
Measure BB established an Independent Watchdog Committee (IWC) that reports its findings annually to the public to ensure appropriate use of sales tax funds and provides oversight by reviewing all Measure B expenditures and Measure BB expenditures and performance measures. The IWC replaced and assumed responsibility for the CWC in July 2015. This 15th annual report covers expenditures and IWC activities during the fiscal year ended June 30, 2016 (FY2015-16).

The IWC concludes that 2000 Measure B and 2014 Measure BB tax dollars were spent during FY2015-16 in accordance with the intent of the two measures, except as noted herein. However, opportunities for improvement remain.



Summary of Expenditures

The Alameda County Transportation Commission (Alameda CTC) is responsible for administering the Measure B and Measure BB transportation sales tax measures. In FY2015-16, Measure B revenues totaled \$137.3 million, and audited expenditures totaled \$125.8 million. Measure BB revenues totaled \$137.3 million, and audited expenditures totaled \$77.2 million in FY2015-16.



Financials At-a-Glance

ALAMEDA CTC expenditures are subject to audit and are comprised of general administration and funds for transportation projects and programs, which include direct local distributions (DLDs) to jurisdictions that fund four main programs: local streets and roads, mass transit, paratransit and bicycle and pedestrian safety. Alameda CTC’s Comprehensive Annual Financial Report for the year ended June 30, 2016 is available here: <http://www.alamedactc.org/files/managed/Document/20024/Alameda%20CTC%202016%20CAFR.pdf>.



Measure B Revenues and Expenditures

In FY2015-16, audited expenditures on Measure B programs, projects and administration totaled \$125.8 million. Alameda CTC expended \$42.1 million on capital projects, \$72.0 million on DLDs, \$5.7 million on debt repayment, \$2.9 million on discretionary grants, \$1.8 million on general administration and \$1.3 million on direct program and project management and oversight. The revenues available for projects and programs are allocated at a rate of approximately 60 percent to programs and 40 percent to projects. The revenues will be allocated over the life of the program to ultimately achieve the percentage split indicated in the Measure B Expenditure Plan (see note below table).

Alameda CTC issued \$137.1 million of Measure B Sales Tax Revenue Bonds in March 2014 to bridge a short-term funding gap that existed while many large capital projects in the Expenditure Plan were being closed out. In FY2015-16 the bonds incurred \$5.7 million of costs related to annual debt repayment. The last bond will mature in March 2022.

Alameda CTC FY2015-16 Audited Measure B Expenditures

	(\$ in millions rounded)
Public Transit	\$53.1
Direct Local Distributions - Transit Service	\$27.1
Direct Local Distributions - Paratransit	11.5
Paratransit Grants	1.1
Public Transit Capital Projects	13.4
Highways and Streets Capital Projects	25.8
Local Transportation	38.1
Direct Local Distributions - Local Streets and Roads	28.6
Direct Local Distributions - Bicycle and Pedestrian	4.8
Bicycle and Pedestrian Grants	1.5
Transit Oriented Development Grants	0.3
Local Transportation Capital Projects	2.9
General Administration	1.8
Direct Program and Project Management and Oversight	1.3
Debt Service	5.7
Total:	\$125.8

Note:

In accordance with the 2000 Measure B Expenditure Plan, Alameda CTC allocates funds for specific capital projects, such as highway improvements or a bus purchase, and grants (paid on a reimbursement basis), and distributes funds for local streets and roads maintenance, mass transit, such as bus operations, paratransit and bicycle and pedestrian safety on a monthly, formulaic basis to the cities, the County and transit operators. Refer to note 2 on page 8 for the program allocation percentage split.

Measure BB Revenues and Expenditures


In FY2015-16, audited expenditures on Measure BB programs, projects, and administration totaled \$77.2 million. Alameda CTC expended \$2.7 million on capital projects, \$69.9 million on DLDs, \$0.3 million on grants, \$3.0 million on general administration and \$1.3 million on direct program and project management and oversight. The revenues available for projects and programs are allocated at a rate of approximately 65 percent to programs and 35 percent to projects. The revenues will be allocated over the life of the program to ultimately achieve the percentage split indicated in the Measure BB Expenditure Plan (see note below table).

Alameda CTC FY2015-16 Audited Measure BB Expenditures (\$ in millions rounded)

Public Transit		\$40.4
Direct Local Distributions - Transit Service	\$28.1	
Direct Local Distributions - Paratransit	11.8	
Transit Operations, Maintenance and Safety	0.2	
Public Transit Capital Projects	0.3	
Highways and Streets Capital Projects		1.8
Local Transportation		30.7
Direct Local Distributions - Local Streets and Roads	26.1	
Direct Local Distributions - Bicycle and Pedestrian	3.9	
Local Transportation Capital Projects	0.6	
Community Development Grants	0.1	
General Administration		3.0
Direct Program and Project Management and Oversight		1.3
Total:		\$77.2

Note:

In accordance with the 2014 Measure BB Expenditure Plan, Alameda CTC allocates funds for specific capital projects, such as highway improvements or a bus purchase, and grants (paid on a reimbursement basis), and distributes funds for local streets and roads maintenance, mass transit, such as bus operations, paratransit and bicycle and pedestrian safety on a monthly, formulaic basis to the cities, the County and transit operators. Refer to note 2 on page 8 for the program allocation percentage split.



FY2015-16 Measure B Direct Local Distributions (DLDs) for All Programs

Measure B and Measure BB recipients are required to provide audited financial statements and compliance reports to document revenues

received (including interest) and expenditures incurred each fiscal year. Program compliance reports submitted by Measure B DLD fund recipients reported \$72.1 million

in expenditures, which include the expenditure of funds from Measure B fund balances remaining from previous years. (See table below for details by recipient.)

FY2015-16 Measure B Summary of Revenues, Expenditures and Fund Balances¹

Agency/Jurisdiction	FY15-16 Starting Balance	FY15-16 Revenue	FY15-16 Interest	FY15-16 Expended	FY15-16 Ending Balance
ACE	\$2,176,303	\$2,710,084	\$12,994	\$2,121,431	\$2,777,950
AC Transit	\$6,573,949	\$27,394,858	\$0	\$29,661,275	\$4,307,532
BART	\$0	\$1,904,729	\$0	\$1,904,729	\$0
LAVTA	\$0	\$1,049,002	\$0	\$1,049,002	\$0
WETA	\$2,298,655	\$997,106	\$0	\$1,518,635	\$1,777,126
ACPWA	\$2,339,106	\$3,246,479	\$7,995	\$3,567,898	\$2,025,682
City of Alameda	\$3,069,434	\$2,178,834	\$42,277	\$1,070,236	\$4,220,309
City of Albany ²	\$379,089	\$485,645	\$2,414	\$592,091	\$275,057
City of Berkeley	\$1,946,435	\$3,521,886	\$4,216	\$3,183,178	\$2,289,359
City of Dublin	\$668,205	\$603,489	\$5,739	\$450,475	\$826,958
City of Emeryville	\$672,281	\$322,815	\$3,959	\$36,818	\$962,237
City of Fremont	\$2,200,657	\$3,823,322	\$22,899	\$3,558,323	\$2,488,555
City of Hayward	\$1,607,990	\$3,532,743	\$74,995	\$1,399,967	\$3,815,761
City of Livermore	\$1,226,372	\$1,236,426	\$21,580	\$372,197	\$2,112,181
City of Newark	\$606,561	\$793,148	\$2,629	\$612,799	\$789,539
City of Oakland	\$11,072,392	\$12,997,929	\$35,320	\$13,891,158	\$10,214,483
City of Piedmont	\$115,585	\$445,744	\$500	\$479,537	\$82,292
City of Pleasanton	\$1,530,777	\$1,134,853	\$13,548	\$1,983,015	\$696,163
City of San Leandro	\$3,346,899	\$1,940,854	\$32,065	\$2,979,361	\$2,340,457
City of Union City	\$302,117	\$1,689,029	\$1,504	\$1,685,959	\$306,691
Total	\$42,132,807	\$72,008,976	\$284,634	\$72,118,084	\$42,308,332

Notes:

¹ This table reflects total Measure B funds reported by agencies/jurisdictions. Revenue and expenditure figures may vary due to rounding.

² The City of Albany's figures reflect the most current available data from the city. Audited financial statements had not been received by May 2017.

FY2015-16 Measure BB Direct Local Distributions (DLDs) for All Programs

Measure BB DLD fund recipients reported \$48.1 million in expenditures. These include the expenditure of funds from Measure BB fund balances remaining from the previous year. (See table below for details by recipient.)

FY2015-16 Measure BB Summary of Revenues, Expenditures and Fund Balances¹

Agency/Jurisdiction	FY15-16 Starting Balance	FY15-16 Revenue	FY15-16 Interest	FY15-16 Expended	FY15-16 Ending Balance
ACE	\$34,890	\$1,304,864	\$1,557	\$1,339,859	\$1,452
AC Transit	\$5,843,198	\$30,403,335	\$0	\$31,559,732	\$4,686,801
BART	\$0	\$2,609,728	\$0	\$2,609,728	\$0
LAVTA	\$0	\$932,245	\$0	\$932,245	\$0
WETA	\$125,391	\$652,432	\$0	\$677,247	\$100,576
ACPWA	\$506,146	\$2,620,658	\$4,837	\$20,236	\$3,111,405
City of Alameda	\$389,207	\$2,037,650	\$11,778	\$431,131	\$2,007,504
City of Albany ²	\$88,307	\$452,994	\$0	\$190,422	\$350,879
City of Berkeley	\$634,435	\$3,294,279	\$5,186	\$412,481	\$3,521,419
City of Dublin	\$95,140	\$528,332	\$2,723	\$0	\$626,195
City of Emeryville	\$61,006	\$302,473	\$1,096	\$44,523	\$320,052
City of Fremont	\$599,542	\$3,132,590	\$12,035	\$1,327,361	\$2,416,806
City of Hayward	\$610,287	\$3,130,193	\$9,741	\$558,451	\$3,191,770
City of Livermore	\$209,473	\$1,089,413	\$7,864	\$313,190	\$993,560
City of Newark	\$123,198	\$648,628	\$1,407	\$161,157	\$612,076
City of Oakland	\$2,343,116	\$12,175,292	\$21,427	\$5,262,928	\$9,276,907
City of Piedmont	\$79,133	\$415,369	\$0	\$470,750	\$23,752
City of Pleasanton	\$208,325	\$1,079,880	\$7,782	\$195,409	\$1,100,578
City of San Leandro	\$327,542	\$1,719,734	\$3,698	\$344,155	\$1,706,819
City of Union City	\$159,883	\$1,345,385	\$1,573	\$1,249,275	\$257,566
Total	\$12,438,219	\$69,875,475	\$92,704	\$48,100,280	\$34,306,118

Notes:

¹ This table reflects total Measure BB funds reported by agencies/jurisdictions. Revenue and expenditure figures may vary due to rounding.

² The City of Albany's figures reflect the most current available data from the city. Audited financial statements had not been received by May 2017.

Performance Measures for DLD Recipients' Projects and Programs

On an annual basis, Measure B and Measure BB recipients are required to document expenditures and include a description of the accomplishment of the DLD investment. For the expenditure of Measure BB funds, recipients also are required to report on

how specific performance measures were met. According to the Measure BB expenditure plan ... "the Independent Watchdog Committee will review the performance and benefit of projects and programs based on performance criteria

established by Alameda CTC." The Independent Watchdog Committee will begin monitoring performance measures approved by the Commission on February 25, 2016 during its review of FY2016-17 DLD expenditures.

Independent Watchdog Committee Activities

THE INDEPENDENT WATCHDOG COMMITTEE (IWC) reports directly to the public and provides oversight by reviewing all Alameda CTC Measure B expenditures and Measure BB expenditures and performance measures. The IWC meets at least four times a year as a full committee and convenes subcommittees as needed. IWC members are Alameda County residents who are not elected officials at any level of government, nor individuals in a position to benefit personally in any way from the sales tax.

IWC members performed the following general activities from July 1, 2015, through June 30, 2016.

- **Ongoing Programs and Capital Projects Monitoring:** The IWC monitors specific programs, capital projects and issues of concern.
- **Independent Audit of Alameda CTC:** The IWC reviews the independent auditor’s plan for the audit before it begins and reviews the draft audited

Comprehensive Annual Financial Reports regarding Measure B and Measure BB revenues and expenditures.

- **Audit and Compliance Report Review:** The IWC members review audited financial statements and compliance reports received from Measure B and Measure BB direct local distribution recipients to ensure expenditures comply with the requirements in the applicable Expenditure Plan. DLD recipients’ audited financial statements and compliance reports are available at http://www.alamedactc.org/app_pages/view/4135.
- **Issues Identification Process:** IWC members may request and receive information from DLD recipients and/or Alameda CTC staff if they have concerns regarding Measure B and Measure BB expenditures. The committee may also review issues regarding Measure B and Measure BB expenditures identified by the public. During several IWC meetings, a member of the public made allegations regarding the possible misuse of public funds

to promote the passage of Measure BB and that Alameda CTC’s general counsel had a conflict of interest in simultaneously representing the agency and the Yes on BB Campaign, as well as various other issues. The Commission hired the law firm of Renne Sloan Holtzman Sakai LLP to undertake an independent investigation into these allegations, and the final investigative report, dated July 29, 2016, found that the allegations were unsubstantiated, that Alameda CTC did not misuse public funds, its general counsel did not have a conflict of interest in representing both Alameda CTC and the Yes on BB Campaign, and neither Alameda CTC nor its general counsel violated any California laws or statutes.

- **Annual Report to the Public:** Each year, the IWC establishes a subcommittee to develop the annual report to the public regarding Measure B and Measure BB expenditures and to discuss distribution of and outreach for this report. See the timeline below.

IWC Annual Report to the Public Timeline:





IWC Members

Name	Appointer
Murphy McCalley, Chair	Supervisor Nate Miley, District 4
Miriam Hawley, Vice Chair [♦]	League of Women Voters
Cheryl Brown [♦]	Alameda Labor Council, AFL-CIO
Keith Brown ⁺	Alameda Labor Council, AFL-CIO
Curtis Buckley ⁺	Bike East Bay
Oscar Dominguez [*]	East Bay Economic Development Alliance
Cynthia Dorsey	Alameda County Mayors' Conference, District 5
Sandra Hamlat [♦]	Bike East Bay
Herb Hastings	Paratransit Advisory and Planning Committee
Steven Jones	Alameda County Mayors' Conference, District 1
Brian Lester	Supervisor Scott Haggerty, District 1
Jo Ann Lew	Alameda County Mayors' Conference, District 2
Glenn Naté	Supervisor Richard Valle, District 2
Patrisha Piras	Sierra Club
Barbara Price ^{*♦}	Alameda County Taxpayers Association
Harriette Saunders	Alameda County Mayors' Conference, District 3
Deborah Taylor [♦]	Supervisor Wilma Chan, District 3
Robert A. Tucknott	Alameda County Mayors' Conference, District 4
Hale Zukas	Supervisor Keith Carson, District 5

[♦] Members who resigned during or after the reporting period.

^{*} Members who joined the committee during this reporting period.

⁺ Members who joined the committee after the reporting period.

APR / MAY

IWC Annual Report Subcommittee Meets



JUN

Summary of Compliance Reports Released



JUL

IWC Annual Report Public Hearing and Approval



AUG

IWC Annual Report Published and Available to the Public

Measure B and Measure BB Funded Programs

In FY2015-16, Alameda CTC expended \$74.9 million in Measure B funds and \$70.2 million in Measure BB funds on programs.

Local streets and roads: All cities and the County receive allocations for local transportation improvements, including street maintenance and repairs. Jurisdictions use these flexible Measure B and Measure BB funds to meet their locally determined transportation priorities.

- Payments to jurisdictions:
Measure B - \$28.6 million
Measure BB - \$26.1 million

Mass transit: Transit systems ACE, AC Transit, BART, LAVTA, Union City Transit and WETA receive allocations for operations.

- Payments to local transit

operators: Measure B - \$27.1 million
Measure BB - \$28.1 million

- Grants: Measure B - \$0.3 million
Measure BB - \$0.2 million
- **Total: Measure B - \$27.4 million**
Measure BB - \$28.3 million

Special transportation for seniors and people with disabilities (paratransit): Funds are allocated to support paratransit under the Americans with Disabilities Act (ADA) and other transportation programs for seniors and people with disabilities.

- Payments to local jurisdictions:
Measure B - \$11.5 million
Measure BB - \$11.8 million
- Grants: Measure B - \$1.1 million
- **Total: Measure B - \$12.6 million**
Measure BB - \$11.8 million

Bicycle and pedestrian safety funds: All cities and the County receive these funds for bicycle

and pedestrian plans, programs and capital projects.

- Payments to local jurisdictions:
Measure B - \$4.8 million
Measure BB - \$3.9 million
- Grants: Measure B - \$1.5 million
- **Total: Measure B - \$6.3 million**
Measure BB - \$3.9 million

Other Measure BB grants: Funds are allocated for community investments that improve transit connections to jobs and schools, freight and economic development, and technology, innovation and development.

- **Grants: Measure BB - \$0.1 million**

Notes:

¹ Transit operators include Alameda-Contra Costa Transit District (AC Transit), Altamont Corridor Express (ACE), Livermore Amador Valley Transit Authority (LAVTA), Union City Transit, San Francisco Bay Area Rapid Transit District (BART) and San Francisco Bay Area Water Emergency Transportation Authority (WETA).

² The 2000 Measure B Expenditure Plan specifies the following program allocations: local streets and roads (22.34%), mass transit (21.92%), special transportation for seniors and people with disabilities (10.45%), bicycle and pedestrian safety (5%) and transit center development (0.19%).

The 2014 Measure BB Expenditure Plan specifies the following program allocations: local streets and roads (20.00%), mass transit (23.81%), special transportation for seniors and people with disabilities (10.01%), bicycle and pedestrian safety (5.02%), affordable student transit pass (0.19%), community development investments (4.00%), freight and economic development (1.00%) and technology, innovation and development (1.00%).

See the FY2015-16 Program Compliance Report for data on expenditures by Measure B and Measure BB fund recipients (http://www.alamedactc.org/app_pages/view/4440).

Transportation Programs and Projects

The transportation programs and projects that Measure B and Measure BB fund throughout Alameda County are intended to expand access and improve mobility to foster a vibrant and livable Alameda County.



Alameda CTC allocates approximately 60 percent of Measure B and 65 percent of Measure BB funds on a monthly basis to programs by formula² and through competitive grants paid on a reimbursement basis to Alameda County, cities and transit agencies.

Alameda CTC allocates approximately 40 percent of Measure B and 35 percent of Measure BB funds to capital projects.

Measure B and Measure BB Funded Projects

In FY2015-16, Alameda CTC expended \$42.1 million of 2000 Measure B funds and \$2.7 million of 2014 Measure BB funds on capital projects for transportation infrastructure improvements, such as BART rail extensions, highway and transit improvements, local street and road enhancements, intermodal projects and other local projects.

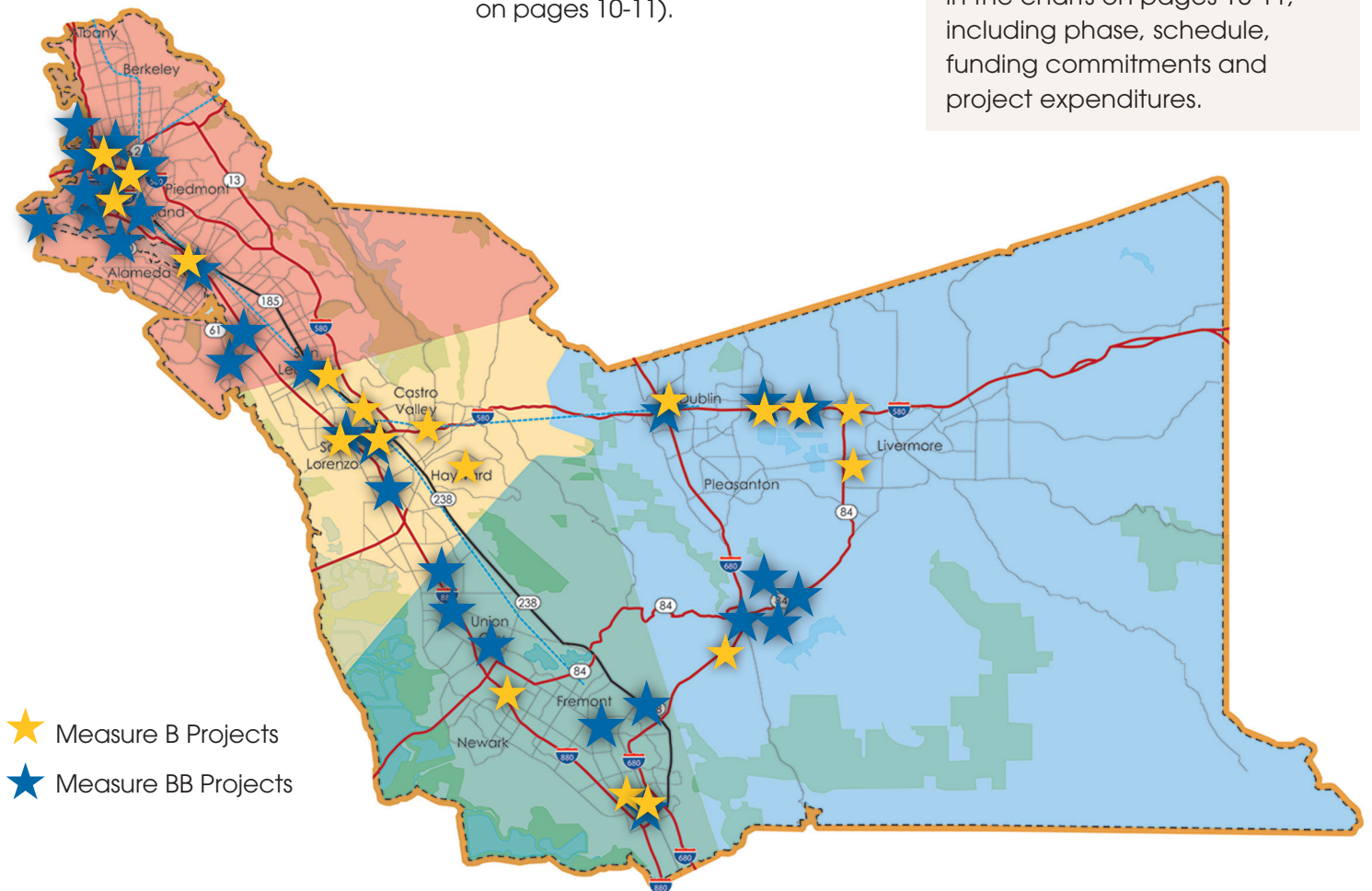
In addition to the voter-approved 2000 Measure B capital projects, Alameda CTC added several projects approved by the Commission pursuant to the Expenditure Plan: the Vasco Road

Safety Improvement Project from the Measure B Congestion Relief Emergency Fund in 2003, the I-80 Integrated Corridor Management Project in 2008, the I-880/23rd and 29th Avenues Interchanges and the Countywide Transportation Plan/Transportation Expenditure Plan in 2010, and the Studies for Congested Segments/Locations on the CMP Network in 2011.

The map below highlights the location of Measure B and Measure BB capital projects that were active during FY2015-16, except projects 1 and 27 which are at various locations (see charts on pages 10-11).

FY2015-16 Active Projects (Project status as of May 2017)

Alameda CTC's capital projects include 17 active 2000 Measure B and 31 active 2014 Measure BB capital projects in FY2015-16. Approximately 97 percent of the programmed funding for Measure B capital projects has been allocated. In March 2016, Alameda CTC allocated Measure BB funding to 20 projects in its Capital Project Delivery Plan. Details for the capital projects active during FY2015-16 are provided in the charts on pages 10-11, including phase, schedule, funding commitments and project expenditures.



FY2015-16 Measure B Active Projects

Current Phase ¹	2000 Measure B Project Name	County Area ²	Construction Schedule ³		Project Funding Sources ⁴ (\$ million)						Total Project Funding	FY15-16 Measure B Expenditures
			Begin	End	2000 Measure B	Federal	State	Regional	Local	Other		
Project Closeout	Isabel Avenue - Route 84/I-580 Interchange	E	Jan-09	Mar-12	25.1	11.3	44.4	0.0	32.4	0.0	113.2	1.1
Various	Altamont Commuter Express Rail	S/E	Various	Various	13.2	123.1	155.3	0.0	182.6	0.0	474.2	0.1
Various	I-680 Sunol Express Lanes Improvements	S/E	Various	Various	35.2	29.9	28.9	0.0	48.0	120.0	262.0	1.9
Various	Emerging Projects (Congestion Relief Emergency Fund)	N/E	Various	Various	11.0	18.0	240.9	13.5	37.0	0.0	320.3	1.4
Construction	BART Warm Springs Extension	S	Sep-09	Mar-17	224.5	0.0	236.4	297.0	19.1	0.0	777.0	1.7
Construction	Downtown Oakland Streetscape Improvement	N	Sep-07	Dec-18	6.4	0.0	0.4	0.0	2.4	0.3	9.5	2.3
Construction	San Pablo/ Telegraph Avenue Corridor Transit Improvements	N	Nov-14	Nov-17	24.5	81.5	13.7	60.6	10.3	5.2	195.7	0.2
Construction	I-580 Auxilliary Lanes	E	Various	Various	16.6	6.7	140.8	20.3	2.6	6.9	193.8	7.3
Construction	Route 92/ Clawiter - Whitesell Interchange and Reliever Route	C	Mar-15	Feb-17	27.0	0.0	0.0	0.0	3.4	0.0	30.4	5.9
Construction	Westgate Parkway Extension	C	Various	Various	7.9	0.0	0.0	0.0	0.0	0.0	7.9	0.1
Construction	Route 84 Expressway	E	Various	Various	96.5	0.0	26.1	0.0	20.0	3.5	146.1	12.5
Design	Iron Horse Transit Route	E	Jul-16	Jun-18	6.3	0.0	0.0	0.0	17.2	0.0	23.5	0.6
Design	East 14th St/ Hesperian Blvd/150th St Intersection Improvement	C	Aug-20	Feb-21	3.2	0.0	0.0	0.0	1.3	0.0	4.5	0.0
Environmental	I-880/Broadway-Jackson Interchange Improvements (Study Only)	N	TBD	TBD	8.1	0.0	0.0	0.0	2.5	0.0	10.6	1.2
Environmental	Dumbarton Corridor Improvements	S	TBD	TBD	19.4	0.0	0.0	0.0	0.6	3.6	23.6	0.2
Environmental	I-580 Corridor/BART to Livermore Studies	E	TBD	TBD	39.7	8.5	5.8	123.7	11.0	1.7	190.3	8.2
Scoping	I-680/I-880 Cross Connector Studies (Study Only)	S	N/A	N/A	1.2	0.0	1.0	0.0	0.3	0.0	2.5	0.0

Notes: ¹ The funding status is as of May 2017. The Project Closeout phase indicates construction is complete, and the project financial closeout is underway.

² Project Planning Areas include C = Central County, E = East County, N = North County, S = South County.

³ Construction schedules shown are subject to change based on project delivery activities. Begin Construction date shown is typically the expected contract award date. End Construction date for BART capital projects is the point at which revenue service is estimated to begin.

⁴ The funding amounts shown for Measure B are allocated amounts. Non-Measure B funds are subject to change based on programming and allocation activities by the applicable governing agency.

More information about complete projects is available on the Alameda CTC website: http://www.alamedactc.org/app_pages/view/4681

FY2015-16 Measure BB Active Projects

Current Phase ¹	Project Name	County Area ²	Construction Schedule ³		Project Funding Sources ⁴ (\$ million)						Total Project Funding	FY15-16 Measure BB Expenditures
			Begin	End	2014 Measure BB	Federal	State	Regional	Local	Other		
Construct	Route 84 Expwy - S	E	Oct-15	Dec-18	10.0	0.0	47.0	0.0	48.4	0.0	105.4	0.4
Construct	I-880 North at 23rd and 29th	N	Jul-14	Sept-18	5.0	1.8	79.9	12.3	11.5	0.0	110.7	0.0
Design	I-680 Sunol Express Lanes - Northbound	S	Sept-17	Mar-20	40.0	32.6	20.9	0.0	137.5	0.0	231.0	0.0
Environ	I-80 Gilman Interchange	N	Jan-20	Jan-22	8.1	1.1	0.0	0.0	0.3	8.4	17.9	0.2
Environ	I-80 Ashby Interchange	N	Apr-21	Dec-23	4.1	0.0	0.0	0.0	0.0	0.0	4.1	0.1
Environ	Route 84 - Pigeon Pass to I-680 & SR 84	E	Apr-21	Dec-23	30.5	0.0	0.0	0.0	15.9	82.1	128.5	0.0
Environ	Oakland/Alameda Freeway Access	N	Jan-22	Dec-24	0.0	0.0	0.0	0.0	8.1	0.0	8.1	0.0
Environ	7th St Grade Sep/Port Arterial	N	TBD	TBD	33.0	0.0	0.0	0.0	0.0	0.0	33.0	0.0
Environ	East Bay Greenway	N/C	TBD	TBD	3.5	2.6	0.0	0.0	0.0	0.0	6.1	0.6
Environ	BART to Livermore - Phase 1	E	TBD	TBD	3.0	0.0	1.7	9.1	143.6	712.8	870.2	0.0
Environ	Irvington BART Station	S	TBD	TBD	2.8	0.0	0.0	0.0	0.0	0.0	2.8	0.1
Scoping	Alameda County Rail Strategy	N/C/E/S	N/A	N/A	0.3	0.9	0.0	0.0	0.0	0.0	1.1	0.0
Scoping	I-580/I-680 Interchange	E	TBD	TBD	1.0	0.0	0.0	0.0	0.0	0.0	1.0	0.0
Scoping	I-680 HOV/HOT Lane - SR 84 and Alcosta	S	TBD	TBD	41.5	0.0	0.0	0.0	0.0	0.0	41.5	1.0
Scoping	I-880 NB HOV - A St to Hegenberger	C	TBD	TBD	0.1	0.0	0.0	0.0	0.0	0.0	0.1	0.0
Scoping	I-880 Interchange (Whipple Rd.)	C	Jun-23	Dec-25	5.7	0.0	0.0	0.0	0.0	0.0	5.7	0.1
Scoping	SR 262 (Mission Blvd) Connector	S	TBD	TBD	9.0	0.0	0.0	0.0	0.0	0.0	9.0	0.0
Scoping	San Pablo (SR 123) Corridor	N	TBD	TBD	3.0	0.0	0.0	0.0	0.0	0.0	3.0	0.0
Scoping	E 14th/Mission and Fremont Blvd Corridor	S	TBD	TBD	1.8	0.0	0.0	0.0	0.3	0.0	2.1	0.0
Scoping	Telegraph Corridor	N	TBD	TBD	2.3	0.0	0.0	0.0	0.0	0.0	2.3	0.0
Scoping	Ashby Ave Corridor	N	TBD	TBD	0.8	0.0	0.0	0.0	0.0	0.0	0.8	0.0
Scoping	University Ave Corridor	N	TBD	TBD	1.5	0.0	0.0	0.0	0.0	0.0	1.5	0.0
Scoping	I-580 Corridor Management	E	TBD	TBD	5.1	0.0	0.0	0.0	0.0	0.0	5.1	0.0
Scoping	I-880 Interchange (Winton Ave/A St)	C	TBD	TBD	1.5	0.0	0.0	0.0	0.0	0.0	1.5	0.0
Scoping	Grand/MacArthur BRT	N	TBD	TBD	0.1	0.0	0.0	0.0	0.0	0.0	0.1	0.0
Scoping	College/Broadway Corridor Transit	N	TBD	TBD	0.1	0.0	0.0	0.0	0.0	0.0	0.1	0.0
Scoping	Union City Station	S	TBD	TBD	0.1	0.0	0.0	0.0	0.0	0.0	0.1	0.1
Scoping	Oakland Broadway Corridor Transit	N	TBD	TBD	0.6	0.0	0.3	0.0	0.0	0.0	0.9	0.0
Scoping	Alameda to Fruitvale BART Rapid Bus	N	Aug-19	Jun-20	1.4	0.0	0.0	0.0	0.8	0.0	2.2	0.0
Scoping	Bay Fair Connector/ BART METRO	C	Jul-21	Jan-22	5.6	0.0	0.0	0.0	0.0	0.0	5.6	0.1
Scoping	East Bay Bus Rapid Transit	N/C	TBD	TBD	10.0	81.4	13.6	60.6	17.0	0.0	182.5	0.0

Notes: ¹ The funding status is as of May 2017.

² Project Planning Areas include C = Central County, E = East County, N = North County, S = South County.

³ Construction schedules shown are subject to change based on project delivery activities. Begin Construction date shown is typically the expected contract award date. End Construction dates for BART or AC Transit capital projects reflect the point at which revenue service is estimated to begin.

⁴ The funding amounts shown for Measure BB are allocated amounts. Non-Measure BB funds are subject to change based on programming and allocation activities by the applicable governing agency.

More information about complete projects is available on the Alameda CTC website: http://www.alamedactc.org/app_pages/view/4681



IWC Findings for FY2015 -16

The Independent Watchdog Committee’s role is to review Measure B and Measure BB expenditures and determine if funding was spent in accordance with the applicable Transportation Expenditure Plan as approved by the voters of Alameda County. The IWC does not opine on other funds the agency manages and/or programs.

The IWC concludes that during FY2015-16, 2000 Measure B and 2014 Measure BB tax dollars were spent in accordance with the intent of the two measures, except as noted herein. However, opportunities for improvement remain.



How to Get Involved

Independent Watchdog Committee meetings are open to the public. If you are interested in vacancies on Alameda CTC’s Bicycle and Pedestrian Advisory Committee (BPAC) and/or Paratransit Advisory and Planning Committee (PAPCO), inquire at the address or phone number at the bottom of the page.

Further Information

The 2000 Measure B Expenditure Plan, the 2014 Measure BB Expenditure Plan, this report, agency compliance audits and reports and Comprehensive Annual Financial Reports are available at www.AlamedaCTC.org. Copies of these publications are also available at Alameda CTC’s offices at 1111 Broadway, Suite 800, Oakland, CA 94607. In addition, Chinese and Spanish interpreters and sign language interpretation services are available on request. Please contact Alameda CTC at 510.208.7400 or contact@alamedactc.org at least 5 days prior to the meeting you wish to attend to schedule an interpreter. Contact your local jurisdiction for information on Measure B or Measure BB funded projects and programs or visit http://www.alamedactc.org/app_pages/view/8072. For more information, email the IWC at IndependentWatchdog@alamedactc.org.

