

Report to the Public



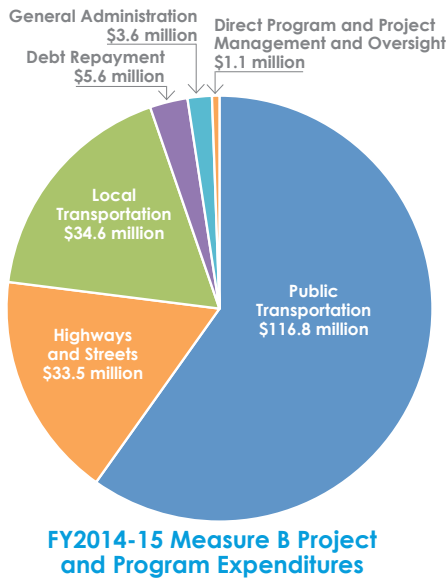
Measure B and Measure BB Sales Tax Activities

In November 2000, Alameda County voters approved Measure B, which extended the County's half-cent transportation sales tax to 2022 and set forth a 20-year Expenditure Plan to enhance the County's transportation system. In November 2014, Alameda County voters approved Measure BB, which augmented the County's half-cent transportation sales tax to one full cent, extended the tax through 2045 and set forth a 30-year Expenditure Plan for essential transportation improvements in every city throughout the County. The Independent Watchdog Committee (IWC) reports its findings annually to the public to ensure appropriate use of sales tax funds and provides oversight by reviewing all Measure B expenditures and Measure BB expenditures and performance measures. This 14th annual report covers expenditures and IWC activities during the fiscal year ended June 30, 2015 (FY2014-15). The full report is available at www.AlamedaCTC.org/IWC2016Report.

The IWC concludes that 2000 Measure B and 2014 Measure BB tax dollars were spent during FY2014-15 in accordance with the intent of the two measures. However, opportunities for improvement remain.

Summary of Expenditures

The Alameda County Transportation Commission (Alameda CTC) is responsible for administering the Measure B and Measure BB transportation sales tax measures. In FY2014-15, Measure B revenues totaled \$132.5 million, and audited expenditures totaled \$195.2 million, which includes the expenditure of sales tax revenues received in prior years, for various transportation modes, oversight and administration. Measure BB revenues totaled \$27.7 million, and audited expenditures totaled \$14.8 million in FY2014-15.¹



¹ Collection of Measure BB sale taxes began April 1, 2015.

Measure B and Measure BB Funded Programs

Alameda CTC allocates approximately 60 percent of Measure B funds and 65 percent of Measure BB funds on a monthly basis by formula and through competitive grants to Alameda County, cities and transit agencies for programs. In FY2014-15, Alameda CTC expended \$74.1 million in Measure B funds and \$13.5 million in Measure BB funds on programs.

Measure B and Measure BB Funded Projects

Alameda CTC allocates approximately 40 percent of Measure B funds and 35 percent of Measure BB funds to capital projects. In FY2014-15, Alameda CTC expended \$110.8 million of Measure B funds on capital projects (see project status on back).

Independent Watchdog Committee Activities




IWC members performed the following general activities from July 1, 2014, through June 30, 2015.

- **Ongoing Programs and Capital Projects Monitoring:** The IWC monitors specific programs, capital projects and issues of concern.
- **Independent Audit of Alameda CTC:** The IWC reviews the independent auditor's plan for the audit before it begins and reviews the audited Comprehensive Annual Financial Reports regarding Measure B and Measure BB revenues and expenditures.
- **Audit and Compliance Report Review:** The IWC reviews Measure B and Measure BB direct local distribution recipients' audited financial statements and compliance reports to ensure proper agency expenditures that comply with the applicable Expenditure Plan. For example, see the most recent questions raised regarding audited financial statements and compliance reports at http://www.alamedactc.org/app_pages/view/4135.
- **Annual Report to the Public:** Each year, the IWC establishes a subcommittee to develop the annual report to the public and discuss distribution and outreach for the report.
- **Issues Identification Process:** IWC members may request and receive information if they have concerns about Measure B and Measure BB expenditures. They also review issues identified by the public and receive agency responses to inquiries.



How to Get Involved

Independent Watchdog Committee meetings are open to the public. If you are interested in vacancies on Alameda CTC's community advisory committees, contact Alameda CTC. Visit www.AlamedaCTC.org to learn more and follow us on:

 www.facebook.com/AlamedaCTC
 <http://twitter.com/AlamedaCTC>
 www.youtube.com/user/AlamedaCTC

FY2014-15 Active Projects

Current Phase ¹	2000 Measure B Project Number & Project Name	County Area ²	Construction Schedule ³		Project Funding Sources ⁴ (\$ million)							Total Project Funding	FY14-15 Measure B Expenditures
			Begin	End	2000 Measure B	2014 Measure BB	Federal	State	Regional	Local	Other		
Project Closeout	3 BART Oakland Airport Connector	N	Sept 2010	Nov 2014	89.1	0.0	25.0	78.9	146.2	145.0	0.0	484.1	0.0
Project Closeout	12 I-580/Castro Valley Interchanges Improvements	C	Jun 2008	Jun 2011	11.5	0.0	1.9	4.8	0.0	15.0	0.0	33.2	2.7
Project Closeout	13 Lewelling Avenue/E. Lewelling Boulevard Widening⁵	C	July 2009	Oct 2012	13.1	0.0	0.0	4.3	0.0	13.8	0.6	31.8	-1.1
Project Closeout	21 I-238 Widening	C	Oct 2006	Oct 2009	88.8	0.0	18.3	23.1	0.0	0.0	0.0	130.2	0.5
Project Closeout	23 Isabel Avenue - Route 84/I-580 Interchange	E	Jan 2009	Mar 2012	25.1	0.0	11.3	44.4	0.0	32.4	0.0	113.2	1.9
Various	01 Altamont Commuter Express Rail	S/E	Various	Various	13.2	0.0	123.1	155.3	0.0	182.6	0.0	474.2	0.7
Various	08 I-680 Sunol Express Lanes Improvements⁶	S/E	Various	Various	35.2	40.0	29.9	28.9	0.0	8.0	0.0	244.5	-0.4
Various	27 Emerging Projects (Congestion Relief Emergency Fund)	N/E	Various	Various	11.0	5.0	18.0	240.9	13.5	32.0	0.0	320.3	0.3
Construction	02 BART Warm Springs Extension	S	Sep 2009	June 2016	224.5	0.0	0.0	236.4	297.0	19.1	0.0	777.0	58.6
Construction	04 Downtown Oakland Streetscape Improvements	N	Sep 2007	June 2017	6.4	0.0	0.0	0.4	0.0	2.4	0.3	9.5	0.7
Construction	07 San Pablo/Telegraph Avenue Corridor Transit Improvements	N	Nov 2014	Nov 2017	24.5	10.0	81.5	13.7	60.6	0.3	5.2	195.7	1.7
Construction	14 I-580 Auxilliary Lanes	E	Various	Various	16.6	0.0	6.7	140.8	20.3	2.6	6.9	193.8	1.4
Construction	15 Route 92/Clawiter - Whitesell Interchange and Reliever Route	C	Mar 2015	Oct 2016	27.0	0.0	0.0	0.0	0.0	3.4	0.0	30.4	9.1
Construction	18 Westgate Parkway Extension	C	Various	Various	7.9	0.0	0.0	0.0	0.0	0.0	0.0	7.9	0.1
Construction	24 Route 84 Expressway	E	Various	Various	96.5	10.0	0.0	26.1	0.0	10.0	3.5	146.1	17.7
Design	09 Iron Horse Transit Route	E	July 2016	Jun 2018	6.3	0.0	0.0	0.0	0.0	6.0	0.0	12.3	0.0
Design	19 East 14th St/Hesperian Blvd/ 150th St Intersection Improvement	C	Aug 2020	Feb 2021	3.2	0.0	0.0	0.0	0.0	1.3	0.0	4.5	0.2
Environmental	10 I-880/Broadway- Jackson Interchange Improvements (Study Only)	N	TBD	TBD	8.1	75.0	0.0	0.0	0.0	2.5	0.0	85.6	0.1
Environmental	25 Dumbarton Corridor Improvements	S	TBD	TBD	19.4	0.0	0.0	0.0	0.0	0.6	3.6	23.6	0.0
Environmental	26 I-580 Corridor/BART to Livermore Studies	E	TBD	TBD	39.7	0.0	8.5	5.8	123.7	11.0	1.7	190.3	15.5
Scoping	22 I-680/I-880 Cross Connector Studies (Study Only)	S	N/A	N/A	1.2	0.0	0.0	1.0	0.0	0.3	0.0	2.5	0.0

Notes:

¹ The Current Phase is based on a status date effective December 31, 2015. The funding status is as of March 2016. The Project Closeout phase indicates construction is complete, and the project financial closeout is underway.

² Project Planning Areas include C = Central County, E = East County, N = North County, S = South County.

³ Construction schedules shown are subject to change based on project delivery activities. Begin Construction date shown is typically the expected contract award date. End Construction date for BART capital projects is the point at which transit/revenue service will begin.

⁴ The funding amounts shown are subject to change based on programming and allocation activities by the applicable governing agency.

⁵ Negative expenditure reflects reversal of prior year accrual for reimbursement request not approved under sponsor agreement.

⁶ Negative expenditure from reclassification of prior year expenditure.

More information about complete projects is available on the Alameda CTC website: http://www.alamedactc.org/app_pages/view/4681