



# 14th Annual Independent Watchdog Committee Report to the Public FY2014-15

## Table of Contents:

- Financials At-a-Glance. . . . 2
- Independent Watchdog Committee Activities. . . . . 4
- Measure B and Measure BB funded Programs and Projects . . . . 5
- IWC Findings for FY2014-15 . . . . . 8

## Measure B and Measure BB Sales Tax Activities

IN NOVEMBER 2000, ALAMEDA COUNTY VOTERS APPROVED MEASURE B, which extended the County's half-cent transportation sales tax to 2022 and set forth a 20-year Expenditure Plan to enhance the County's transportation system. Measure B also established a Citizens Watchdog Committee (CWC) to review all Measure B expenditures for compliance with the Expenditure Plan.

In November 2014, Alameda County voters approved Measure BB, which augmented the County's half-cent transportation sales tax to one full cent, extended the tax through 2045 and set forth a 30-year Expenditure Plan for essential transportation improvements in every city throughout the County.

Measure BB established an Independent Watchdog Committee (IWC) that reports its findings annually to the public to ensure appropriate use of sales tax funds and provides oversight by reviewing all Measure B expenditures and Measure BB expenditures and performance measures. This 14th annual report covers expenditures and IWC activities during the fiscal year ended June 30, 2015 (FY2014-15). The IWC replaced and assumed responsibility for the CWC in July 2015.

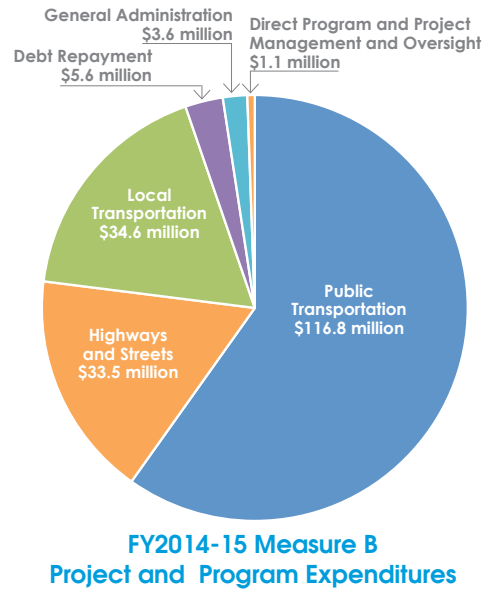
*The IWC concludes that 2000 Measure B and 2014 Measure BB tax dollars were spent during FY2014-15 in accordance with the intent of the two measures. However, opportunities for improvement remain.*



## Summary of Expenditures

The Alameda County Transportation Commission (Alameda CTC) is responsible for administering the Measure B and Measure BB transportation sales tax measures. In FY2014-15, Measure B revenues totaled \$132.5 million, and audited expenditures totaled \$195.2 million, which includes the expenditure of sales tax revenues received in prior years, for various transportation modes, oversight and administration. Measure BB revenues totaled \$27.7 million, and audited expenditures totaled \$14.8 million in FY2014-15.<sup>1</sup>

<sup>1</sup> Collection of Measure BB sale taxes began April 1, 2015.



# Financials At-a-Glance

## ALAMEDA CTC AUDITED EXPENDITURES INCLUDE

general administration, direct program and project management and oversight expenditures, discretionary grant fund expenditures, project expenditures and direct local distributions (DLDs) to jurisdictions. DLDs fund four main programs: local streets and roads, mass transit, paratransit and bicycle and pedestrian safety.

In FY2014-15, audited expenditures on Measure B programs, projects and administration totaled \$195.2 million. Alameda CTC expended \$110.8 million on capital projects, \$69.5 million on DLDs, \$5.6 million on debt repayment, \$4.6 million on grants, \$3.6 million on general administration and \$1.1 million on direct program and project management and oversight. The revenues available for projects and programs, allocated at a rate of approximately 60 percent to programs and 40 percent to projects in the Measure B Expenditure Plan, will be used over the life of the program to ultimately achieve the percentage split indicated in the Expenditure Plan.

Alameda CTC issued \$137.1 million of Measure B Sales Tax Revenue Bonds in March 2014 to bridge a short-term funding gap that existed while many large capital projects in the Expenditure Plan were closed out. The bonds incurred \$5.6 million of costs related

to annual debt repayment in FY2014-15 and will mature in March 2022. Alameda CTC's Audited Financial Statement for FY2014-15 is available here: [http://www.alamedactc.org/files/managed/Document/17697/Alameda\\_CTC\\_2014-15\\_CAFR.pdf](http://www.alamedactc.org/files/managed/Document/17697/Alameda_CTC_2014-15_CAFR.pdf).

## Alameda CTC FY2014-15 Audited Measure B Expenditures<sup>1</sup>

(\$ in millions rounded)

<b>Public Transit</b>	<b>\$116.8</b>
Direct Local Distributions - Transit Service	\$26.2
Direct Local Distributions - Paratransit	11.1
Paratransit Grants	1.2
Express Bus Service Grants	1.1
Public Transit Capital Projects	77.2
<b>Highways and Streets Capital Projects</b>	<b>33.5</b>
<b>Local Transportation</b>	<b>34.6</b>
Direct Local Distributions - Local Streets and Roads	27.6
Direct Local Distributions - Bicycle and Pedestrian	4.6
Bicycle and Pedestrian Grants	2.3
Transit Oriented Development Grants	-
Local Transportation Capital Projects	0.1
<b>General Administration</b>	<b>3.6</b>
<b>Direct Program and Project Management and Oversight</b>	<b>1.1</b>
<b>Debt Repayment</b>	<b>5.6</b>
<b>Total:</b>	<b>\$195.2</b>

### Notes:

<sup>1</sup> In accordance with the 2000 Measure B Expenditure Plan, Alameda CTC allocates funds for specific capital projects and grants (paid on a reimbursement basis), and distributes funds for local streets and roads, mass transit, paratransit and bicycle and pedestrian safety on a monthly, formulaic basis to the cities, the County and transit operators.

## Measure BB Revenues and Expenditures

Collections of the new Measure BB sales tax began in April 2015; therefore, FY2014-15 included only three months of revenue collections for the period of April 1 through June 30 in the amount of \$27.7 million. Audited expenditures on Measure BB projects, programs, and administration totaled \$14.8 million. Alameda CTC expended \$13.5 million on DLDs and \$1.3 million on general administration. The revenues available for projects and programs, allocated at a rate of approximately 65 percent to programs and 35 percent to projects in the Measure BB Expenditure Plan, will be used over the life of the program to ultimately achieve the percentage split indicated in the Expenditure Plan.

## FY2014-15 Measure B Direct Local Distributions (DLDs) for All Programs<sup>1</sup>

Measure B and Measure BB recipients are required to provide audited financial statements and compliance reports to document revenues and expenditures. Program compliance reports submitted by Measure B DLD fund recipients reported \$71.0 million in expenditures, which includes expenditures of Measure B fund balances from previous years. Measure BB DLD fund recipients reported only \$1.0 million in accrued expenditures,<sup>2</sup> since the agencies did not receive any Measure BB DLD funds until after the end of the fiscal year.



Agency/Jurisdiction	Programs	14-15 Starting Balance <sup>3</sup>	14-15 Revenue	14-15 Interest	14-15 Expended	14-15 Ending Balance
ACE	T	\$2,168,441	\$2,616,261	\$5,720	\$2,614,119	\$2,176,303
AC Transit	P, T	\$3,064,267	\$26,446,452	\$0	\$22,936,770	\$6,573,949
BART	P	\$0	\$1,838,787	\$0	\$1,838,787	\$0
LAVTA	P, T	\$0	\$1,009,539	\$0	\$1,009,539	\$0
WETA	T	\$3,446,424	\$962,587	\$1,183	\$2,111,539	\$2,298,655
ACPWA	B, L	\$2,256,162	\$3,148,065	\$18,262	\$3,083,383	\$2,339,106
City of Alameda	B, L, P	\$2,755,714	\$2,087,429	\$11,009	\$1,784,718	\$3,069,434
City of Albany	B, L, P	\$129,178	\$474,686	\$144	\$225,366	\$378,642
City of Berkeley	B, L, P	\$2,562,624	\$3,400,115	\$1,886	\$4,018,190	\$1,946,435
City of Dublin	B, L	\$869,099	\$545,626	\$6,425	\$752,945	\$668,205
City of Emeryville	B, L, P	\$416,800	\$326,816	\$2,542	\$73,877	\$672,281
City of Fremont	B, L, P	\$3,284,761	\$3,703,121	\$10,516	\$4,797,741	\$2,200,657
City of Hayward	B, L, P	\$2,040,253	\$3,445,636	\$7,169	\$3,885,068	\$1,607,990
City of Livermore	B, L	\$1,930,332	\$1,194,122	\$6,998	\$1,905,080	\$1,226,372
City of Newark	B, L, P	\$475,201	\$758,605	\$998	\$628,243	\$606,561
City of Oakland	B, L, P	\$11,447,976	\$12,547,359	\$33,218	\$12,956,161	\$11,072,392
City of Piedmont	B, L	\$393,762	\$426,636	\$327	\$705,141	\$115,585
City of Pleasanton	B, L, P	\$1,686,098	\$1,103,473	\$14,407	\$1,273,201	\$1,530,777
City of San Leandro	B, L, P	\$3,420,388	\$1,852,294	\$12,552	\$1,938,335	\$3,346,899
City of Union City	B, L, P, T	\$1,142,339	\$1,628,429	\$5,000	\$2,473,651	\$302,117

**Key**

ACE = Altamont Commuter Express

ACPWA = Alameda County Public Works Agency

AC Transit = Alameda-Contra Costa Transit District

B = Bicycle and Pedestrian Safety Program

BART = San Francisco Bay Area Rapid Transit District

L = Local Streets and Roads Program

LAVTA = Livermore Amador Valley Transit Authority

P = Paratransit Program

T = Transit Service Program

WETA = San Francisco Bay Area Water Emergency Transportation Authority

**Notes:**

<sup>1</sup> The table reflects total Measure B funds reported by agencies/jurisdictions.

<sup>2</sup> Measures BB expenditures are not included in the table on this page.

<sup>3</sup> Revenue and expenditure figures may vary slightly due to rounding.



# Independent Watchdog Committee Activities

## THE INDEPENDENT WATCHDOG COMMITTEE (IWC)

reports directly to the public and provides oversight by reviewing all Alameda CTC Measure B expenditures and Measure BB expenditures and performance measures. The IWC meets four times a year as a full committee and convenes subcommittees as needed. IWC members are Alameda County residents who are not elected officials at any level of government, nor individuals in a position to benefit personally in any way from the sales tax.

IWC members performed the following general activities from July 1, 2014, through June 30, 2015.

- **Audit and Compliance Report Review:** The IWC reviews Measure B and Measure BB direct local distribution recipients' audited financial statements and compliance reports to ensure proper agency expenditures that comply with the applicable Expenditure Plan. For example, see the most recent questions raised regarding audited financial statements and compliance reports at [http://www.alamedactc.org/app\\_pages/view/4135](http://www.alamedactc.org/app_pages/view/4135).
- **Annual Report to the Public:** Each year, the IWC establishes a subcommittee to develop the annual report to the public and discuss distribution and outreach for the report.
- **Issues Identification Process:** IWC members may request and receive information if they have concerns about Measure B and Measure BB expenditures. They also review issues identified by the public and receive agency responses to inquiries.

- **Ongoing Programs and Capital Projects Monitoring:** The IWC monitors specific programs, capital projects and issues of concern.

- **Independent Audit of Alameda CTC:** The IWC reviews the independent auditor's plan for the audit before it begins and reviews the audited Comprehensive Annual Financial Reports regarding Measure B and Measure BB revenues and expenditures.



## IWC Members

Name	Appointer
Murphy McCalley, Chair*	Supervisor Nate Miley, District 4
Miriam Hawley, Vice Chair**	League of Women Voters
Cheryl Brown*	Alameda Labor Council AFL-CIO
Oscar Dominguez***	East Bay Economic Development Alliance
Cynthia Dorsey	Alameda County Mayors' Conference, District 5
Sandra Hamlat**	Bike East Bay
Herb Hastings*	Paratransit Advisory and Planning Committee
Steven Jones	Alameda County Mayors' Conference, District 1
Brian Lester	Supervisor Scott Haggerty, District 1
Jo Ann Lew	Alameda County Mayors' Conference, District 2
Glenn Naté*	Supervisor Richard Valle, District 2
Patrishia Piras*	Sierra Club
Barbara Price***	Alameda County Taxpayers Association
Harriette Saunders	Alameda County Mayors' Conference, District 3
Deborah Taylor**	Supervisor Wilma Chan, District 3
Robert A. Tucknott	Alameda County Mayors' Conference, District 4
Hale Zukas	Supervisor Keith Carson, District 5


\* Members who joined the committee during this reporting period.  
 \*\* Members who resigned during or after the reporting period.  
 \*\*\* Members who joined the committee after the reporting period.

## Transportation Programs and Projects

The transportation programs and projects that Measure B and Measure BB fund throughout Alameda County are intended to provide better mobility and traffic relief, keep fares affordable, improve air quality and create jobs.

Alameda CTC allocates approximately 60 percent of Measure B and 65 percent of Measure BB funds on a monthly basis to programs by formula<sup>1</sup> and through competitive grants paid on a reimbursement basis to Alameda County, cities and transit agencies.

Alameda CTC allocates approximately 40 percent of Measure B and 35 percent of Measure BB funds to capital projects.



# Measure B and Measure BB funded Programs

In FY2014-15, Alameda CTC expended \$74.1 million in Measure B funds and \$13.5 million in Measure BB on programs.

**Local streets and roads:** All cities and the County receive allocations for local transportation improvements, including street maintenance and repairs. Jurisdictions use these flexible Measure B and Measure BB funds to meet their locally determined transportation priorities.

- Payments to jurisdictions: Measure B - \$27.6 million Measure BB - \$5.0 million
- **Total: Measure B - \$27.6 million Measure BB - \$5.0 million**

**Mass transit:** Transit systems (Altamont Commuter Express, Alameda-Contra Costa Transit District, Union City Transit, San Francisco Bay Area Water Emergency Transportation Authority

and Livermore Amador Valley Transit Authority) receive allocations for operations.

- Payments to local transit operators: Measure B - \$26.2 million Measure BB - \$5.4 million
- Grants: Measure B \$1.2 million
- **Total: Measure B - \$27.4 million Measure BB - \$5.4 million**

**Special transportation for seniors and people with disabilities (paratransit):** Funds are allocated to support paratransit under the Americans with Disabilities Act (ADA) and other transportation programs for seniors and people with disabilities.

- Payments to local jurisdictions: Measure B - \$11.1 million Measure BB - \$2.3 million
- Grants: Measure B - \$1.1 million
- **Total: Measure B - \$12.2 million Measure BB - \$2.3 million**

**Bicycle and pedestrian safety funds:** All cities and the County

receive these funds for bicycle and pedestrian plans, programs and capital projects.

- Payments to local jurisdictions: Measure B - \$4.6 million Measure BB - \$0.8 million
- Grants: Measure B \$2.3 million
- **Total: Measure B - \$6.9 million Measure BB - \$0.8 million**

Notes:

<sup>1</sup> The 2000 Measure B Expenditure Plan includes the following program allocations: local streets and roads (22.34%), mass transit (21.92%), special transportation for seniors and people with disabilities (10.45%), bicycle and pedestrian safety (5%) and transit center development (0.19%).

For FY2014-15, the 2014 Measure BB Expenditure Plan included the following program allocations: local streets and roads (20.00%), mass transit (23.81%), special transportation for seniors and people with disabilities (10.01%), bicycle and pedestrian safety (5.02%), affordable student transit pass (0.19%), community development investments (4.00%), freight and economic development (1.00%) and technology, innovation and development (1.00%).

See the FY14-15 Program Compliance Report for data on expenditures by Measure B fund recipients ([http://www.alamedactc.org/app\\_pages/view/4440](http://www.alamedactc.org/app_pages/view/4440))

# Measure B and Measure BB funded Projects

In FY2014-15, Alameda CTC expended \$110.8 million of 2000 Measure B funds on capital projects for transportation infrastructure improvements, such as BART rail extensions, highway and transit improvements, local street and road enhancements, intermodal projects and other local projects.

In addition to the voter-approved 2000 Measure B capital projects, Alameda CTC added several projects approved by the Commission pursuant to the Expenditure Plan: the Vasco Road Safety Improvement Project from the Measure B Congestion Relief Emergency Fund in 2003, the I-80 Integrated Corridor Management Project in 2008, the I-880/23rd and 29th Avenues Interchanges and the Countywide Transportation Plan/Transportation Expenditure Plan in 2010, and the Studies for Congested Segments/Locations on the CMP Network in 2011.

The map below highlights the location of Measure B capital projects active in FY2014-15, except projects 1 and 27 which are at various locations (see the chart on the next page).

## FY2014-15 Active Projects

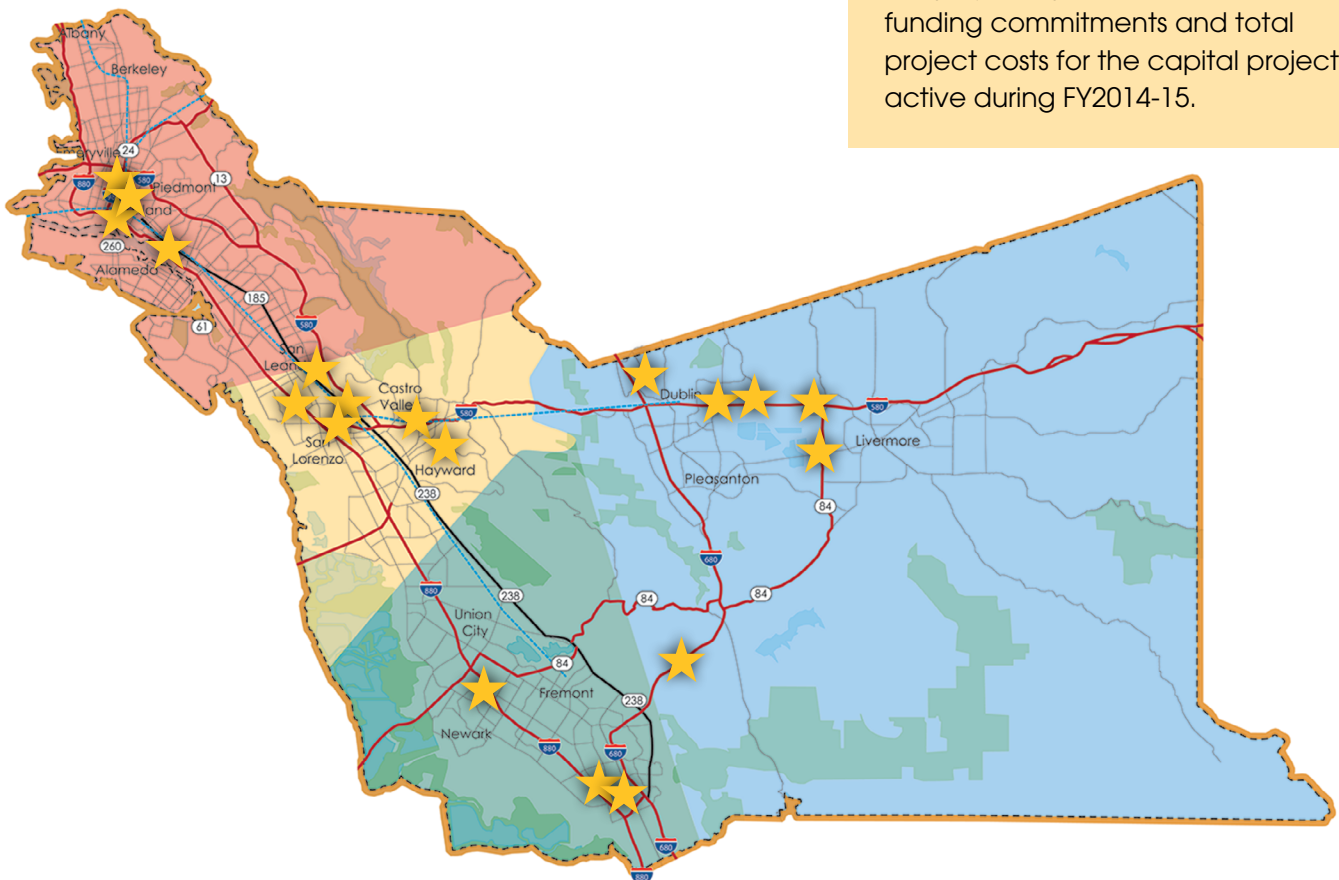
*(Funding status as of March 2016)*

Alameda CTC's capital projects include 21 active 2000 Measure B and no active 2014 Measure BB capital projects in FY2014-15.

**Since the 2000 Measure B passed, approximately 97 percent of the projects have been delivered.**

In March 2016, Alameda CTC allocated Measure BB funding to 20 projects in its Capital Project Delivery Plan, which will be included in next year's IWC Annual Report.

The chart on page 7 shows the projects, phases, schedule, funding commitments and total project costs for the capital projects active during FY2014-15.



## FY2014-15 Active Projects

Current Phase <sup>1</sup>	2000 Measure B Project Number & Project Name	County Area <sup>2</sup>	Construction Schedule <sup>3</sup>		Project Funding Sources <sup>4</sup> (\$ million)							Total Project Funding	FY14-15 Measure B Expenditures
			Begin	End	2000 Measure B	2014 Measure BB	Federal	State	Regional	Local	Other		
Project Closeout	3 BART Oakland Airport Connector	N	Sept 2010	Nov 2014	89.1	0.0	25.0	78.9	146.2	145.0	0.0	484.1	0.0
Project Closeout	12 I-580/Castro Valley Interchanges Improvements	C	Jun 2008	Jun 2011	11.5	0.0	1.9	4.8	0.0	15.0	0.0	33.2	2.7
Project Closeout	13 Lewelling Avenue/E. Lewelling Boulevard Widening <sup>5</sup>	C	July 2009	Oct 2012	13.1	0.0	0.0	4.3	0.0	13.8	0.6	31.8	-1.1
Project Closeout	21 I-238 Widening	C	Oct 2006	Oct 2009	88.8	0.0	18.3	23.1	0.0	0.0	0.0	130.2	0.5
Project Closeout	23 Isabel Avenue - Route 84/I-580 Interchange	E	Jan 2009	Mar 2012	25.1	0.0	11.3	44.4	0.0	32.4	0.0	113.2	1.9
Various	01 Altamont Commuter Express Rail	S/E	Various	Various	13.2	0.0	123.1	155.3	0.0	182.6	0.0	474.2	0.7
Various	08 I-680 Sunol Express Lanes Improvements <sup>6</sup>	S/E	Various	Various	35.2	40.0	29.9	28.9	0.0	8.0	0.0	244.5	-0.4
Various	27 Emerging Projects (Congestion Relief Emergency Fund)	N/E	Various	Various	11.0	5.0	18.0	240.9	13.5	32.0	0.0	320.3	0.3
Construction	02 BART Warm Springs Extension	S	Sep 2009	June 2016	224.5	0.0	0.0	236.4	297.0	19.1	0.0	777.0	58.6
Construction	04 Downtown Oakland Streetscape Improvement	N	Sep 2007	June 2017	6.4	0.0	0.0	0.4	0.0	2.4	0.3	9.5	0.7
Construction	07 San Pablo/Telegraph Avenue Corridor Transit Improvements	N	Nov 2014	Nov 2017	24.5	10.0	81.5	13.7	60.6	0.3	5.2	195.7	1.7
Construction	14 I-580 Auxilliary Lanes	E	Various	Various	16.6	0.0	6.7	140.8	20.3	2.6	6.9	193.8	1.4
Construction	15 Route 92/Clawiter - Whitesell Interchange and Reliever Route	C	Mar 2015	Oct 2016	27.0	0.0	0.0	0.0	0.0	3.4	0.0	30.4	9.1
Construction	18 Westgate Parkway Extension	C	Various	Various	7.9	0.0	0.0	0.0	0.0	0.0	0.0	7.9	0.1
Construction	24 Route 84 Expressway	E	Various	Various	96.5	10.0	0.0	26.1	0.0	10.0	3.5	146.1	17.7
Design	09 Iron Horse Transit Route	E	July 2016	Jun 2018	6.3	0.0	0.0	0.0	0.0	6.0	0.0	12.3	0.0
Design	19 East 14th St/ Hesperian Blvd/ 150th St Intersection Improvement	C	Aug 2020	Feb 2021	3.2	0.0	0.0	0.0	0.0	1.3	0.0	4.5	0.2
Environmental	10 I-880/Broadway-Jackson Interchange Improvements (Study Only)	N	TBD	TBD	8.1	75.0	0.0	0.0	0.0	2.5	0.0	85.6	0.1
Environmental	25 Dumbarton Corridor Improvements	S	TBD	TBD	19.4	0.0	0.0	0.0	0.0	0.6	3.6	23.6	0.0
Environmental	26 I-580 Corridor/BART to Livermore Studies	E	TBD	TBD	39.7	0.0	8.5	5.8	123.7	11.0	1.7	190.3	15.5
Scoping	22 I-680/I-880 Cross Connector Studies (Study Only)	S	N/A	N/A	1.2	0.0	0.0	1.0	0.0	0.3	0.0	2.5	0.0

Notes:

<sup>1</sup> The Current Phase is based on a status date effective December 31, 2015. The funding status is as of March 2016. The Project Closeout phase indicates construction is complete, and the project financial closeout is underway.

<sup>2</sup> Project Planning Areas include C = Central County, E = East County, N = North County, S = South County.

<sup>3</sup> Construction schedules shown are subject to change based on project delivery activities. Begin Construction date shown is typically the expected contract award date. End Construction date for BART capital projects is the point at which transit/revenue service will begin.

<sup>4</sup> The funding amounts shown are subject to change based on programming and allocation activities by the applicable governing agency.

<sup>5</sup> Negative expenditure reflects reversal of prior year accrual for reimbursement request not approved under sponsor agreement.

<sup>6</sup> Negative expenditure from reclassification of prior year expenditure.

More information about complete projects is available on the Alameda CTC website: [http://www.alamedactc.org/app\\_pages/view/4681](http://www.alamedactc.org/app_pages/view/4681)





## IWC Findings for FY2014-15

The Independent Watchdog Committee's role is to review Measure B and Measure BB expenditures and determine if funding was spent appropriately. The IWC does not opine on other funds the agency manages and/or programs, or the effectiveness of the transportation projects and programs.

The IWC concludes that 2000 Measure B and 2014 Measure BB tax dollars were spent during FY2014-15 in accordance with the intent of the two measures. However, opportunities for improvement remain.



### How to Get Involved

Independent Watchdog Committee meetings are open to the public. If you are interested in vacancies on Alameda CTC's Bicycle and Pedestrian Advisory Committee (BPAC) and Paratransit Advisory and Planning Committee (PAPCO), inquire at the address or phone number at the bottom of the page.

### Further Information

The complete 2000 Measure B Expenditure Plan, the 2014 Measure BB Expenditure Plan, this report, agency compliance audits and reports and Comprehensive Annual Financial Reports are available at [www.AlamedaCTC.org](http://www.AlamedaCTC.org). Copies of these publications are also available at the Alameda CTC offices at 1111 Broadway, Suite 800, Oakland, CA 94607. In addition, Chinese and Spanish interpreters and sign language interpretation services are available on request. Please contact Alameda CTC at 510.208.7400 or [contact@alamedactc.org](mailto:contact@alamedactc.org) at least 5 days prior to the meeting you wish to attend to schedule an interpreter. Contact your local jurisdiction for information on Measure B or Measure BB funded projects and programs or visit [http://www.alamedactc.org/app\\_pages/view/8072](http://www.alamedactc.org/app_pages/view/8072). For more information, email the IWC at [IndependentWatchdog@alamedactc.org](mailto:IndependentWatchdog@alamedactc.org).

